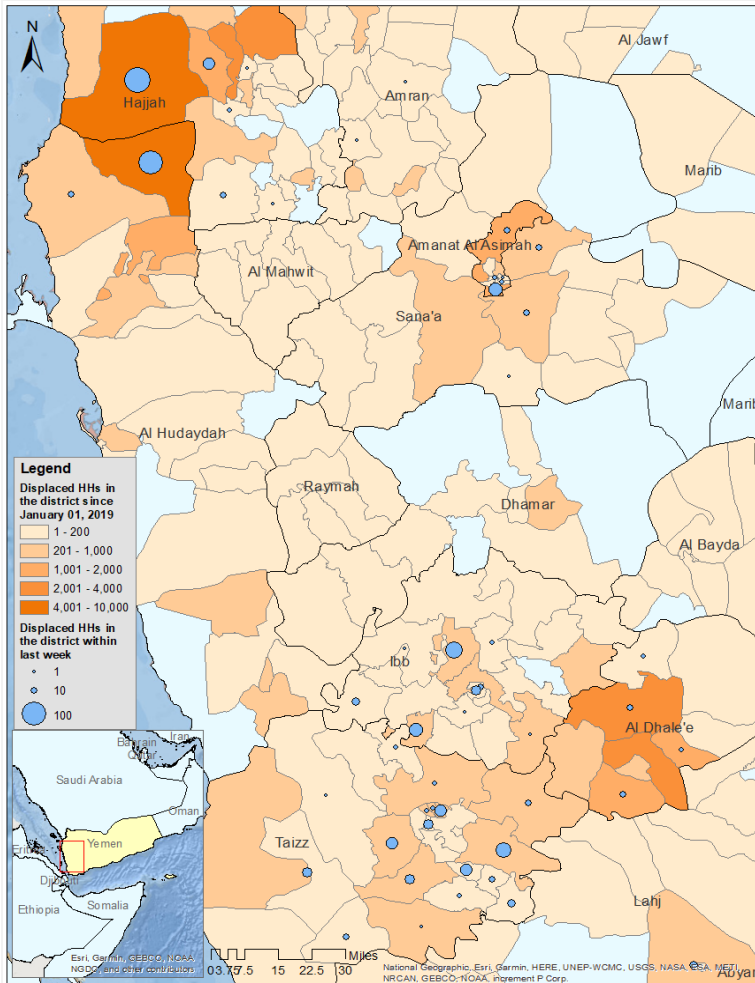


Displaced households in districts since January 01, 2019 and in last week (September 01-07)



Number of IDPs Households per Governorate

Governorate	Weekly Update 01-07 September	Total of IDPs HH 01 Jan to 07 Sep
Hajjah	168	17,894
Al Hudaydah	110	9,409
Al Dhale'e	17	9,184
Taizz	228	5,217
Amanat Al Asimah	47	4,392
Ibb	141	2,112
Marib	0	1,669
Sana'a	17	1,543
Amran	2	1,465
Shabwah	22	942
Lahj	15	890
Aden	0	528
Sa'ada	0	498
Abyan	9	474
Dhamar	0	429
Hadramaut	26	440
Al Bayda	0	296
Al Jawf	0	279
Raymah	0	212
Al Mahwit	0	158
Socotra	0	145
Al Maharah	0	97
Total	802	58,273

Displacement Tracking in Yemen Crises

DTM's **Rapid Displacement Tracking (RDT)** tool collects and reports on numbers of households forced to flee on a daily basis, allowing for regular reporting of new displacements in terms of numbers, geography and needs. In the first eight months of 2019, conflict activities have resulted in new patterns of displacement, particularly in within Hajjah, Al Hudaydah, and Al Dhale'e governorates.

Weekly Update

Between 1st and 07th September, prominent displacements were seen in Taizz (228 HH), Hajjah (168 HH) and Ibb (141 HH) governorates. Most displacement resulted due to increased fighting in Hajjah (281 HH), Aden (246 HH) and Taizz (73 HH).



Displaced People
58,273 Households
349,638 Individuals

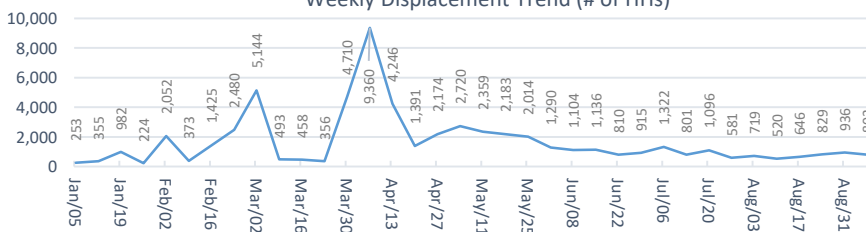
*Reported during Jan 01 - Sep 07, 2019



Returned People
4,124 Households
24,744 Individuals

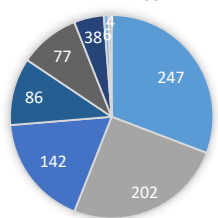
*Reported during Sep 01-07, 2019

Weekly Displacement Trend (# of HHs)



- With Host Families who are Relatives (no rent fee)
- In Settlements (Grouped of Families) Urban and Rural
- In Rented Accommodation
- In Isolated/dispersed settlements (detached from a location)
- In Second Home
- In Other Private Building
- With Host Families who are not Relatives (no rent fee)

HHs Shelter Types



*During Sep 01-07, 2019