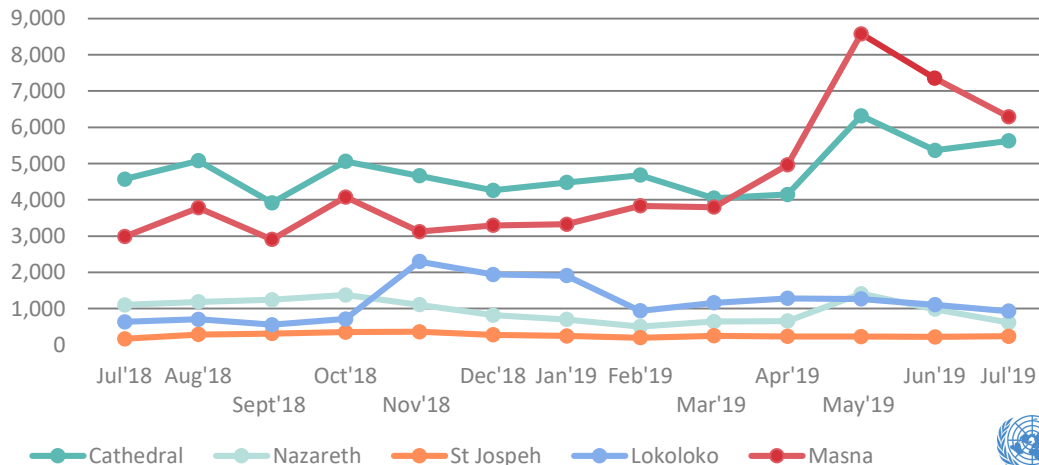
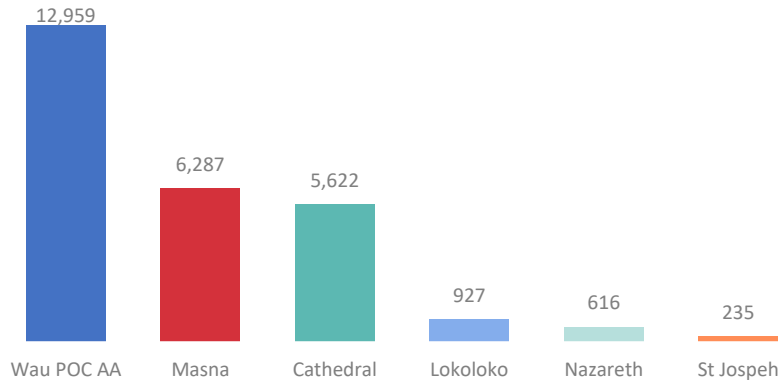
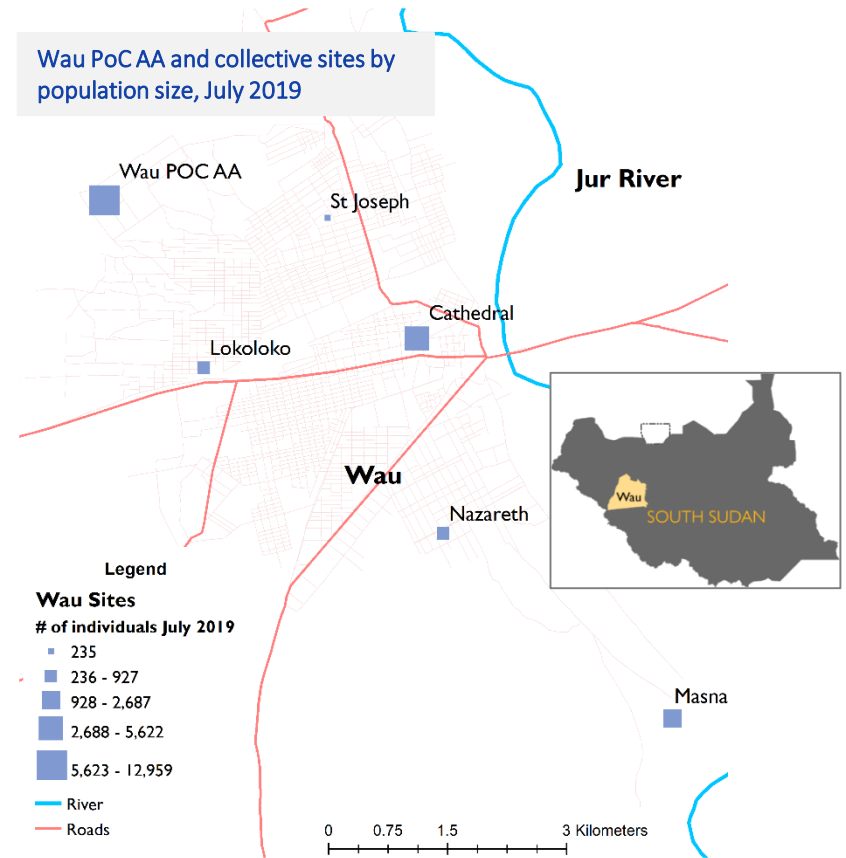


Wau Town features one protection of civilians (PoC) site and five collective centres in which IOM DTM conducts monthly headcounts to monitor changing population dynamics and displacement trends. In July 2019, the monthly count was conducted in Cathedral, Nazareth, St. Joseph, Lokoloko and Masna collective centres where a total of 13,687 individuals were identified. As part of a biometric verification process, a fixing exercise replaced the headcount at Wau PoC AA according to which 12,959 individuals currently live at the site bringing the population of all six locations to 26,646, an 18 per cent drop since June. Wau PoC site saw a significant drop in its population (4,476 individuals – a 26% decrease).*

Populations of Wau PoC AA and collective centres (July 2019)



Wau PoC AA and collective sites by population size, July 2019



Wau collective centers' population figures in July 2019 documented a net decrease of 1,327 individuals since June 2019.

- **Cathedral** 5,622 individuals ↑ 260 increase since June'19
- **Masna** 6,287 individuals ↓ 1,060 decrease since June'19
- **Lokoloko** 927 individuals ↓ 180 decrease since June'19
- **Nazareth** 616 individuals ↓ 365 decrease since June'19
- **St. Joseph** 235 individuals ↑ 18 increase since June'19

*Given the difference in methodologies, the decrease may be partially due to the more exact nature of the fixing exercise and thus not describe the actual drop in beneficiary numbers in the period June to July 2019.