



DISPLACEMENT TRACKING MATRIX (DTM) SOMALI, ETHIOPIA
ROUND 17: May/June 2019
Summary of Key Findings
DATE OF PUBLICATION: August 2019





DISPLACEMENT TRACKING MATRIX (DTM) SOMALI REGION ETHIOPIA

ROUND 17: May/June 2019

REGION - KEY FINDINGS

LOCATION AND CAUSE OF DISPLACEMENT:

1,051,542 displaced individuals comprising 175,378 households in 419 displacement sites were identified in Somali region. These figures represent a decrease of 15,190 individuals (-1.42%), a decrease of 1,393 households (-0.79%), and since round 16 (March/April 2019), an increment of 4 sites (0.96%). 22% of sites opened during 2018 and 6% site opened in 2019. Conflict was the primary cause of displacement for an estimated 66.92% of the displaced population.

DEMOGRAPHICS: 52% of displaced individuals were female and 48% were male. 62% were younger than 18 years old while 8% were over 60 years old.

SHELTER: 397 sites reported that over 25% of households were living in shelters that were below regional and cultural standards.

WASH: 44 sites meet SPHERE standards of access to over 15 liters of water per person per day. 264 displacement sites (63%) reported having no latrines.

FOOD, NUTRITION AND LIVELIHOODS: 101 sites (24%), representing 316,050 individuals, reported no access to food. 99% of sites reported that IDPs did not have access to income generating activities.

HEALTH: Pneumonia was the primary health concern in this round of data collection with 161 sites reporting this.

EDUCATION: In 29% of sites, 50% or less of the children on site are attending formal primary school. Formal primary school education is available at 310 sites. Alternative basic education (ABE) is available at 160 sites.

COMMUNICATION: 74% of sites reported that Site Management were IDPs' primary source of information followed by Local Leader at of 13% sites.

Figure 2 shows IDP numbers disaggregated by cause over time.

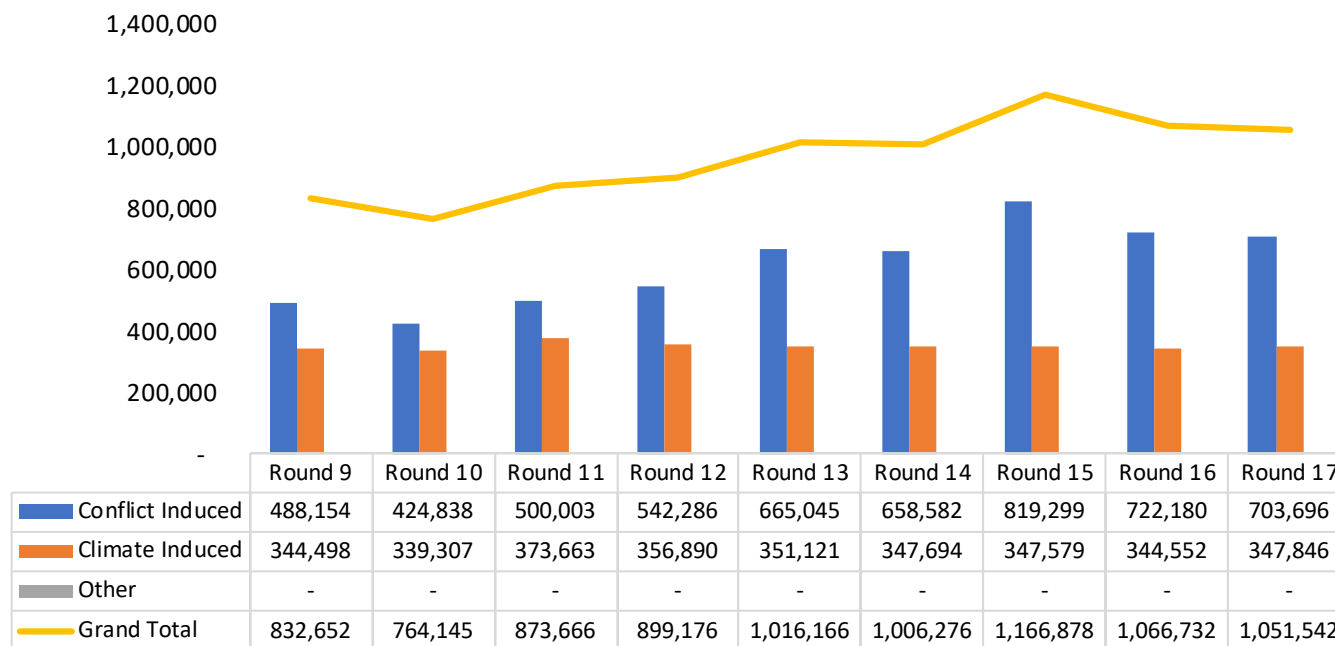


Figure 2: IDPs by cause of displacement by round

Figure 1 illustrates trends in stock totals of displacement in the region over time compared to recent displacement.

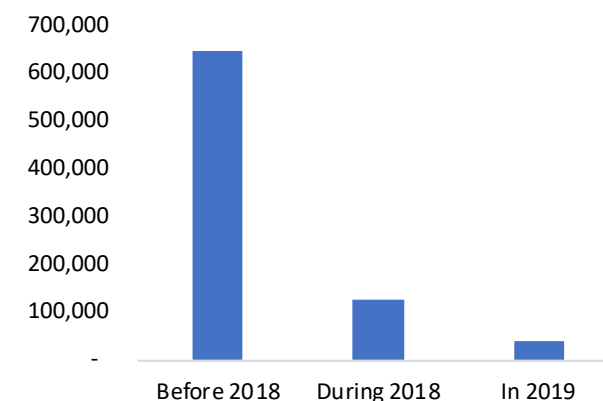


Figure 1: Trends in stock totals of displacement and new displacements from 2018 and 2019

MOBILITY TRENDS AND CAUSE OF DISPLACEMENT

Conflict has consistently been reported as the primary cause of displacement in the region (as indicated by figure 4). IDPs displaced in 2019, during 2018 and before 2018 reported being displaced by . In addition to this, 5,762 IDPs (1%) reported being displaced previously. Furthermore, IDPs from 11 sites were leaving the current place of displacement. Of these, IDPs from 8 sites were going to the nearest village and IDPs from 2 sites intended to return to their place of origin.

Regarding the duration of sites: 6% of all sites identified opened in 2019 while 22% opened in 2018. 72% of sites opened before 2018.

The majority of IDPs identified in the region were displaced to locations near their areas of origin. 63% of IDPs in the region are internally displaced from the region, within the region. Of the IDPs displaced within the region, 59% were displaced within their zone of origin.

Figure 3 shows the number of IDPs displaced by zone and cause of displacement. Figure 4 shows the distribution of IDPs by driver of displacement and time of displacement.

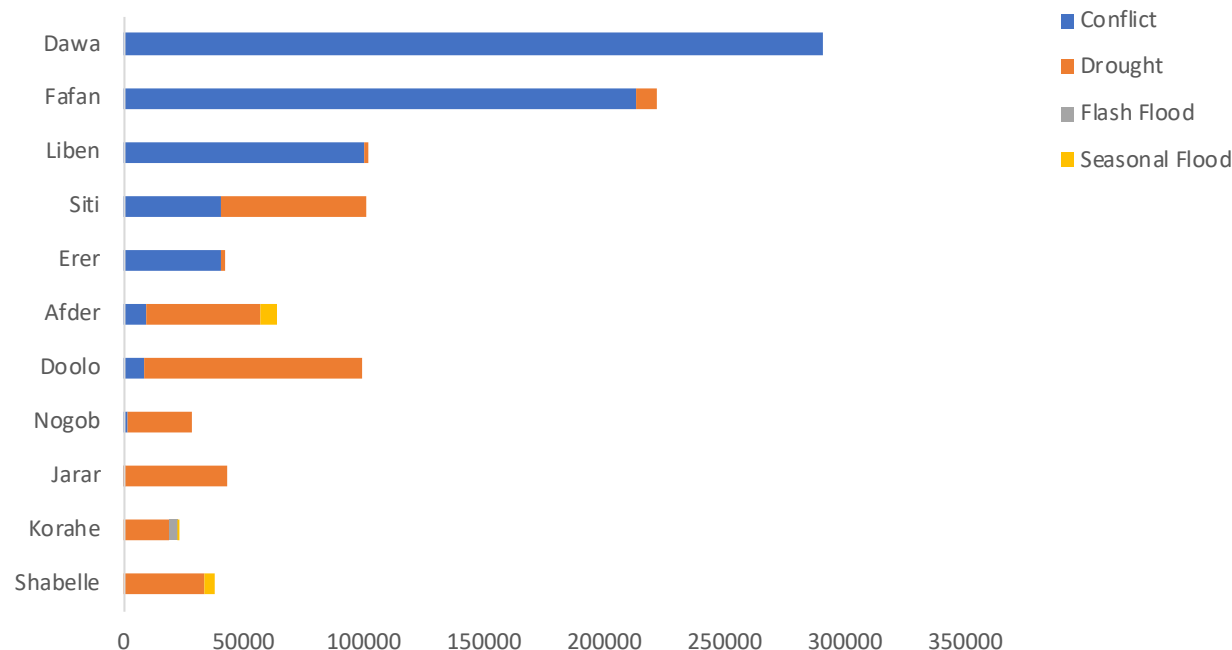


Figure 3: IDPs displaced by zone and cause of displacement

Duration	Conflict Induced	Climate Induced	Grand Total
Before 2018	421,526	334,465	755,991
During 2018	220,616	13,381	233,997
In 2019	61,554	0	61,554
Grand Total	703,696	347,846	1,051,542

Figure 4: Distribution of IDPs by cause of displacement and time of displacement



DISPLACEMENT TRACKING MATRIX (DTM) SOMALI REGION ETHIOPIA

ROUND 17: May/June 2019

DURABLE SOLUTIONS, VULNERABILITIES AND DEMOGRAPHICS

In 67% of the sites, IDPs forsook a resolution to their displacement, while IDPs at 33% of sites did not.

At 93% of sites, IDPs prefer local integration as a durable solution to their displacement while 6% sites they prefer return.

Figure 5 shows the number of sites by obstacles to returns, while figure 6 shows support IDPs need to return or locally integrate.

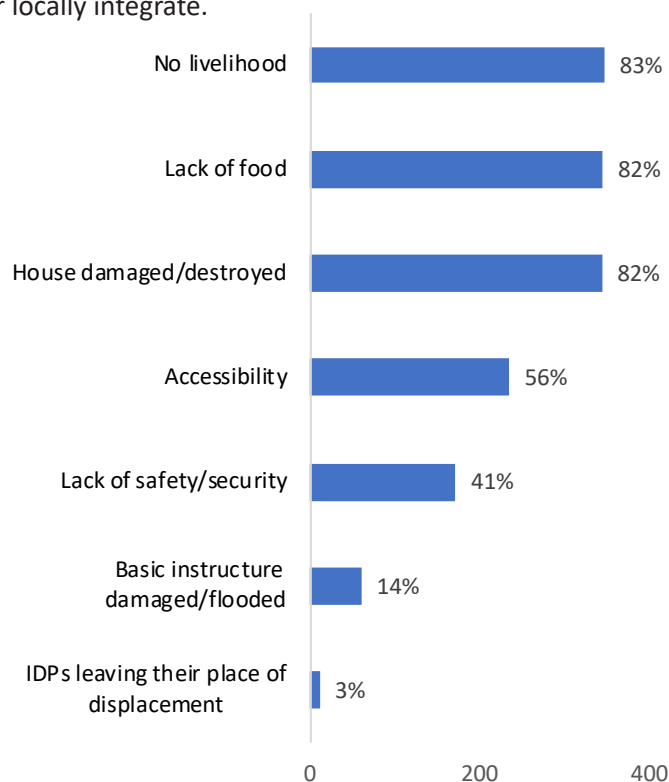


Figure 5: Number of sites by obstacles to return

The demographic breakdown is shown in figure 7. Individuals with specific vulnerabilities were also reported at displacement sites and are represented in figure 8.

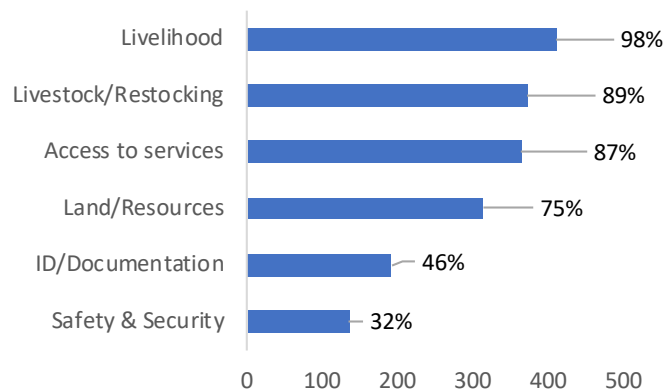


Figure 6: Number of sites by support needed to return or locally integrate

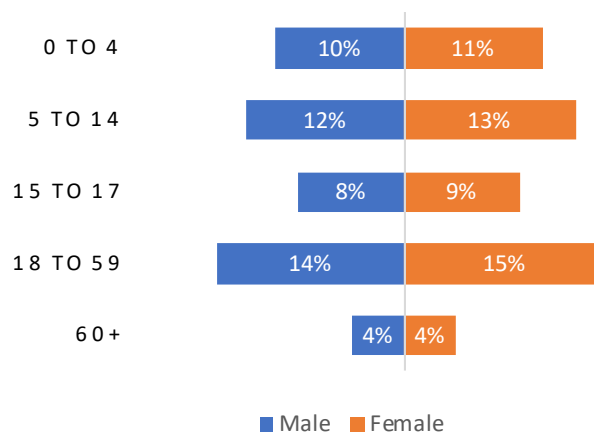


Figure 7: Demographic breakdown

Vulnerable Population	Number of IDPS
Number of breastfeeding mothers	26,415
Elderly headed households	9,958
Elderly persons without care givers	4,379
Number of members of ethnic minorities	0
Number of members of religious minorities	0
Orphaned children	4,785
Persons with chronic diseases/serious medical conditions	2,027
Number of persons with disabilities over 18	2,668
Number of persons with disabilities under 18	2,015
Number of pregnant girls under 18	3,237
Number of pregnant women over 18	19,552
Separated children	2,133
Single-female headed households	6,422
Single-male headed households	2,696
Unaccompanied children	939
Single-child headed households	1,366
Grand Total	88,592

Figure 8: Vulnerable populations



DISPLACEMENT TRACKING MATRIX (DTM) SOMALI REGION ETHIOPIA

ROUND 17: May/June 2019

INCREASE	NEW
DECREASE	UNCOVERED/CLOSED
NO CHANGE	

Round 16-17 Comparison Table

Zone	Woreda	Displacement Reason	Round 17			% change in estimated # of HHs	Round 16		
			HHs	Individuals	Sites		HHs	Individuals	Sites
Afder	Bare	Climate Induced	2,262	12,690	9	+0.04%	2,261	13,120	9
Afder	Chereti/Weyib	Climate Induced	844	4,651	2	0.0%	844	4,824	2
Afder	Dolobay	Climate Induced	2,399	13,598	4	0.0%	2,399	13,118	4
Afder	God God	Climate Induced	913	5,102	4	0.0%	913	5,313	4
Afder	Hargele	Climate Induced	889	5,466	3	+11.96%	794	4,323	3
Afder	Qoohle	Climate Induced	1,352	7,433	3	0.0%	1,352	7,873	3
Afder	Raso	Climate Induced	176	1,033	2	+2.33%	172	1,039	2
Afder	Raso	Conflict	1,150	6,844	1	+36.74%	841	5,005	1
Afder	Serer/Elkere	Conflict	411	2,485	1	+6.20%	387	2,285	1
Afder	West Imi	Climate Induced	723	4,363	2	0.0%	723	4,310	2
Afder Total			11,119	63,665	31	+4.05%	10,686	61,210	31
Dawa	Hudet	Conflict	17,157	102,286	23	-0.73%	17,284	108,349	23
Dawa	Moyale	Conflict	19,565	118,973	18	0.0%	19,565	116,484	18
Dawa	Mubarak	Conflict	2,537	16,508	6	+15.84%	2,190	12,998	6
Dawa	Qadhadhumo	Conflict	8,544	53,136	9	0.0%	8,544	53,136	9
Dawa Total			47,803	290,903	56	+0.46%	47,583	290,967	56
Doolo	Boh	Climate Induced	1,465	8,761	6	-0.07%	1,466	9,033	6
Doolo	Boh	Conflict	150	902	1	NEW			
Doolo	Danot	Climate Induced	3,097	18,616	10	+1.01%	3,066	18,725	10
Doolo	Daratole	Climate Induced	989	6,078	5	0.0%	989	5,953	5
Doolo	Gal Hamer	Climate Induced	605	3,628	2	0.0%	605	3,568	2
Doolo	Gal Hamer	Conflict	646	3,845	1	-18.84%	796	4,896	1
Doolo	Geladin	Climate Induced	2,601	15,627	10	-0.19%	2,606	15,692	10
Doolo	Lahel Yu'Ub	Climate Induced	2,069	12,614	4	0.0%	2,069	12,339	4
Doolo	Lahel Yu'Ub	Conflict	557	3,426	1	0.0%	557	3,284	1



DISPLACEMENT TRACKING MATRIX (DTM) SOMALI REGION ETHIOPIA

ROUND 17: May/June 2019

Zone	Woreda	Displacement Reason	Round 17			% change in estimated # of HHs	Round 16		
			HHs	Individuals	Sites		HHs	Individuals	Sites
Doolo	Warder	Climate Induced	4,250	25,312	10	+0.28%	4,238	25,513	10
Doolo Total			16,429	98,809	50	+0.23%	16,392	99,003	49
Erer	Lagahida	Climate Induced	160	952	1	-1.84%	163	978	1
Erer	Lagahida	Conflict	2,009	12,046	6	+6.52%	1,886	11,293	6
Erer	Mayamuluqo	Conflict	1,332	7,530	4	-5.60%	1,411	8,745	4
Erer	Qubi	Climate Induced	77	485	1	+71.11%	45	269	1
Erer	Qubi	Conflict	1,985	11,691	6	+0.56%	1,974	11,849	6
Erer	Salahad	Conflict	1,376	8,386	7	-0.65%	1,385	8,292	7
Erer	Wangay	Conflict	119	713	2	NEW			
Erer Total			7,058	41,803	27	+2.83%	6,864	41,426	25
Fafan	Babile	Conflict	19,606	119,361	18	-8.19%	21,355	129,951	17
Fafan	Gursum	Conflict	3,589	22,039	12	-15.01%	4,223	25,964	13
Fafan	Hareshen	Climate Induced	85	507	1	0.0%	85	507	1
Fafan	Jigjiga City Administration	Conflict	530	3,183	1	0.0%	530	3,210	1
Fafan	Jijiga	Conflict	536	3,232	3	0.0%	536	3,232	3
Fafan	Kebribeyah	Climate Induced	1,320	7,854	1	0.0%	1,320	7,887	1
Fafan	Tuliguled	Conflict	10,916	65,406	9	-4.70%	11,454	69,673	9
Fafan Total			36,582	221,582	45	-7.39%	39,503	240,424	45
Jarar	Aware	Climate Induced	832	5,033	2	+7.63%	773	4,641	2
Jarar	Bil'ilbur	Climate Induced	415	2,501	2	-0.24%	416	2,513	2
Jarar	Daror	Climate Induced	922	5,430	3	0.0%	922	5,550	3
Jarar	Degehabur	Climate Induced	297	1,752	1	0.0%	297	1,783	1
Jarar	Degehabur	Conflict	46	259	1	0.0%	46	277	1
Jarar	Dig	Climate Induced	530	3,209	1	0.0%	530	3,183	1
Jarar	Gashamo	Climate Induced	3,374	20,480	5	0.0%	3,374	20,500	5



DISPLACEMENT TRACKING MATRIX (DTM) SOMALI REGION ETHIOPIA

ROUND 17: May/June 2019

Zone	Woreda	Displacement Reason	Round 17			% change in estimated # of HHs	Round 16		
			HHs	Individuals	Sites		HHs	Individuals	Sites
Jarar	Gunagado	Climate Induced	730	4,340	2	0.0%	730	4,381	2
Jarar	Yoale	Climate Induced	51	305	1	0.0%	51	305	1
Jarar Total			7,197	43,309	18	+0.81%	7,139	43,133	18
Korahe	Bodaley	Climate Induced	58	355	1	0.0%	58	341	1
Korahe	Debeweyin	Climate Induced	443	2,714	4	+6.49%	416	2,534	4
Korahe	El-ogaden	Climate Induced	133	792	2	0.0%	133	781	2
Korahe	Goglo	Climate Induced	340	2,014	4	0.0%	340	2,086	4
Korahe	Higlolay	Climate Induced	51	308	1	0.0%	51	311	1
Korahe	Kebridehar	Climate Induced	1,110	6,706	7	+9.47%	1,014	6,166	7
Korahe	Laasdhankayre	Climate Induced	58	349	1	+52.63%	38	226	1
Korahe	Marsin	Climate Induced	1,064	6,428	5	-0.37%	1,068	6,466	5
Korahe	Shekosh	Climate Induced	60	360	1	0.0%	60	363	1
Korahe	Shilabo	Climate Induced	464	2,844	4	+4.27%	445	2,572	4
Korahe Total			3,781	22,870	30	+4.36%	3,623	21,846	30
Liben	Deka Seftu	Conflict	5,219	29,944	21	-2.03%	5,327	31,507	21
Liben	Dolo Odo	Climate Induced	300	1,625	2	0.0%	300	1,812	2
Liben	Dolo Odo	Conflict	300	1,725	1	0.0%	300	1,800	1
Liben	Filtu	Conflict	5,154	30,254	23	+0.12%	5,148	30,643	23
Liben	Goro Baqaqsa	Conflict	1,139	6,654	2	0.0%	1,139	6,654	2
Liben	Guradamole	Conflict	2,968	16,996	5	0.0%	2,968	17,190	5
Liben	Karsa Dulla	Conflict	2,536	14,138	7	+4.36%	2,430	14,432	7
Liben Total			17,616	101,336	61	+0.02%	17,612	104,038	61
Nogob	Ayun	Conflict	123	738	1	+6.96%	115	690	1
Nogob	Dihun	Climate Induced	1,072	6,569	6	0.0%	1,072	6,516	6
Nogob	Elwayne	Climate Induced	845	5,096	7	0.0%	845	5,104	7



DISPLACEMENT TRACKING MATRIX (DTM) SOMALI REGION ETHIOPIA

ROUND 17: May/June 2019

Zone	Woreda	Displacement Reason	Round 17			% change in estimated # of HHs	Round 16		
			HHs	Individuals	Sites		HHs	Individuals	Sites
Nogob	Gerbo	Climate Induced	1,723	10,327	12	0.0%	1,723	10,316	12
Nogob	Gerbo	Conflict	50	309	1	0.0%	50	303	1
Nogob	Segeg	Climate Induced	819	4,951	4	0.0%	819	4,893	4
Nogob	Segeg	Conflict	45	275	1	0.0%	45	280	1
Nogob Total			4,677	28,265	32	+0.17%	4,669	28,102	32
Shabelle	Abaqaro	Climate Induced	104	604	1	0.0%	104	603	1
Shabelle	Adadle	Climate Induced	3,186	19,035	15	+4.80%	3,040	18,222	15
Shabelle	Berano	Climate Induced	290	1,729	2	0.0%	290	1,697	2
Shabelle	Denan	Climate Induced	885	5,273	6	+14.19%	775	4,528	6
Shabelle	East Imi	Climate Induced	325	1,837	2	0.0%	325	2,012	2
Shabelle	Elele	Climate Induced	217	1,271	1	+3.33%	210	1,272	1
Shabelle	Gode	Climate Induced	395	2,380	3	+11.27%	355	2,111	3
Shabelle	Kelafo	Climate Induced	916	5,959	3	0.0%	916	5,824	3
Shabelle Total			6,318	38,088	33	+5.04%	6,015	36,269	33
Siti	Afdem	Climate Induced	1,635	9,795	6	+0.31%	1,630	9,786	6
Siti	Afdem	Conflict	3,500	21,090	1	0.0%	3,500	21,090	1
Siti	Dembel	Conflict	117	707	1	0.0%	117	702	1
Siti	Erer	Climate Induced	2,426	14,562	3	0.0%	2,426	14,619	3
Siti	Erer	Conflict	424	2,546	3	+45.21%	292	1,750	2
Siti	Gablalu	Climate Induced	2,379	14,249	3	0.0%	2,379	14,251	3
Siti	Gota-Biki	Climate Induced	212	1,272	2	0.0%	212	1,281	2
Siti	Gota-Biki	Conflict	444	2,664	1	0.0%	444	2,664	1
Siti	Hadgalo	Climate Induced	535	3,224	2	0.0%	535	3,226	2
Siti	Miesso	Climate Induced	2,325	14,068	8	0.0%	2,325	14,063	8
Siti	Miesso	Conflict	2,251	13,405	5	-1.05%	2,275	13,552	5
Siti	Shinile	Climate Induced	550	3,330	1	0.0%	550	3,330	1



DISPLACEMENT TRACKING MATRIX (DTM) SOMALI REGION ETHIOPIA

ROUND 17: May/June 2019

Zone	Woreda	Displacement Reason	Round 17			% change in estimated # of HHs	Round 16		
			HHs	Individuals	Sites		HHs	Individuals	Sites
Siti Total			16,798	100,912	36	+0.68%	16,685	100,314	35
		Climate Induced Sum	58,347	347,846	216	+1.20%	57,657	344,552	216
		Conflict Sum	117,031	703,696	203	-1.75%	119,114	722,180	199
Grand Total			175,378	1,051,542	419	-0.79%	176,771	1,066,732	415



DISPLACEMENT TRACKING MATRIX (DTM) SOMALI REGION ETHIOPIA

ROUND 17: May/June 2019

ABOUT DTM

DTM GLOBAL

The Displacement Tracking Matrix (DTM) is a system to track and monitor displacement and population mobility. It is designed to regularly and systematically capture, process and disseminate information to provide a better understanding of the movements and evolving needs of displaced populations, whether on site or en route. More information is available at www.globaldtm.info.

DTM IN ETHIOPIA

In Ethiopia, data is collected at zone, woreda and site level. Since September 2016, 17 rounds of assessments have been completed. The DTM programme is implemented in close collaboration with the National Disaster Risk Management Commission, regional, zonal and woreda counterparts.

METHODOLOGY

IOM's DTM team composed of enumerators from IOM and DRC were deployed across the country to collect the data. The process involved the following steps:

Zone level: Interviews with key informants from the Disaster Prevention and Preparedness Office (DPPO), community representatives, and the education and health offices collect information including (among others) estimated caseload of displaced population, identification of woredas within the zone that host displaced populations, reason for displacement, time of arrival of IDPs and location of origin.

Woreda level: Information is collected from key woreda informants and includes (among others) estimated length of stay, number of displaced households and individuals at woreda level, displaced population by type of temporary settlements and approximate locations of identifiable displacement sites. The information is used to plan site assessments.

Site assessments: In-depth IDP site assessments capture detailed information through key informant interviews, direct observation and focus group discussions with male, female, elderly, children and IDP representatives.

Data on available services by sector, accessibility constraints, exact type, location and name of the site, place of origin of IDPs, estimated size and type of the site and most common type of shelter are captured. Age and gender disaggregation for the site is extrapolated using a demographic calculator tool based on the age range and sex of the household members of 20 randomly selected households from the site.

For more information please visit our website, www.displacement.iom.int, or contact us at dtmethiopia@iom.int



Humanitarian Aid
and Civil Protection





International Organization for Migration (IOM)
The UN Migration Agency

ANNEX I : INTERNAL DISPLACEMENTS IN SOMALI REGION AS OF MAY/JUN 2019

Zone	Woreda	Sex	Age Groups					Total	HHs	Site Open Date	Cause	Duration
			Infants (0-4 y)	Children (5-14 y)	Youth (15-17 y)	Adults (18-59 y)	Elderly (60 +y)					
Afder	Bare	Female	76	43	81	76	32	308	108	02-Mar-17	Drought	Before 2018
Afder	Bare	Male	38	70	59	92	38	297				
Afder	Bare	Female	83	77	89	83	35	367	118	04-Mar-17	Drought	Before 2018
Afder	Bare	Male	47	65	77	71	35	295				
Afder	Bare	Female	122	162	112	142	61	599	203	10-Mar-17	Drought	Before 2018
Afder	Bare	Male	91	132	71	152	81	527				
Afder	Bare	Female	163	179	211	195	81	829	325	20-Mar-17	Drought	Before 2018
Afder	Bare	Male	163	227	130	211	114	845				
Afder	Bare	Female	50	63	77	59	18	267	90	20-Apr-17	Drought	Before 2018
Afder	Bare	Male	45	50	45	72	31	243				
Afder	Bare	Female	303	330	440	385	138	1,596	550	24-Apr-17	Drought	Before 2018
Afder	Bare	Male	220	275	358	440	193	1,486				
Afder	Bare	Female	320	320	296	252	115	1,303	456	20-May-17	Drought	Before 2018
Afder	Bare	Male	148	296	250	375	125	1,194				
Afder	Bare	Female	247	371	268	288	103	1,277	412	25-May-17	Drought	Before 2018
Afder	Bare	Male	206	247	309	330	165	1,257				
Afder	Chereti/Weyib	Female	368	368	289	368	158	1,551	525	07-Jan-17	Drought	Before 2018
Afder	Chereti/Weyib	Male	236	263	289	394	210	1,392				
Afder	Chereti/Weyib	Female	144	207	160	223	128	862	319	20-Jun-17	Drought	Before 2018
Afder	Chereti/Weyib	Male	144	191	144	255	112	846				
Afder	Dolobay	Female	897	1,024	987	1,151	375	4,434	1,575	10-Jan-17	Drought	Before 2018
Afder	Dolobay	Male	642	837	848	1,260	600	4,187				
Afder	Dolobay	Female	257	294	220	294	110	1,175	367	01-Mar-17	Drought	Before 2018
Afder	Dolobay	Male	128	239	165	294	165	991				
Afder	Dolobay	Female	229	366	320	297	160	1,372	457	20-Apr-18	Seasonal Flood	During 2018
Afder	Dolobay	Male	274	320	251	411	183	1,439				
Afder	God God	Female	121	212	197	212	91	833	303	05-Apr-17	Drought	Before 2018
Afder	God God	Male	136	182	152	242	136	848				
Afder	God God	Female	138	175	163	188	88	752	250	12-Apr-17	Drought	Before 2018
Afder	God God	Male	113	113	150	225	88	689				
Afder	God God	Female	146	204	234	161	73	818	292	04-May-17	Drought	Before 2018
Afder	God God	Male	146	161	161	204	102	774				
Afder	God God	Female	31	58	37	48	20	194	68	15-May-17	Drought	Before 2018
Afder	God God	Male	34	41	44	48	27	194				
Afder	Hargele	Female	204	146	190	190	146	876	292	10-Jan-17	Drought	Before 2018
Afder	Hargele	Male	102	204	117	219	131	773				
Afder	Hargele	Female	206	160	160	183	92	801	229	02-Feb-17	Drought	Before 2018
Afder	Hargele	Male	172	195	149	115	103	734				
Afder	Hargele	Female	313	202	202	313	92	1,122	368	10-Jun-17	Drought	Before 2018
Afder	Hargele	Male	258	258	202	184	258	1,160				
Afder	Qoohle	Female	196	166	211	196	121	890	302	05-May-17	Drought	Before 2018
Afder	Qoohle	Male	121	151	196	227	106	801				
Afder	Qoohle	Female	359	503	539	467	180	2,048	718	07-Jul-17	Drought	Before 2018
Afder	Qoohle	Male	323	431	395	539	180	1,868				
Afder	Qoohle	Female	133	199	249	199	100	880	332	06-Aug-17	Drought	Before 2018
Afder	Qoohle	Male	166	183	199	249	149	946				
Afder	Raso	Female	28	43	36	48	8	163	51	05-Mar-17	Drought	Before 2018
Afder	Raso	Male	31	41	20	48	3	143				
Afder	Raso	Female	94	125	44	113	19	395	125	06-Apr-17	Drought	Before 2018
Afder	Raso	Male	75	88	50	106	13	332				



International Organization for Migration (IOM)
The UN Migration Agency

ANNEX I : INTERNAL DISPLACEMENTS IN SOMALI REGION AS OF MAY/JUN 2019

Zone	Woreda	Sex	Age Groups					Total	HHs	Site Open Date	Cause	Duration
			Infants (0-4 y)	Children (5-14 y)	Youth (15-17 y)	Adults (18-59 y)	Elderly (60 +y)					
Afder	Raso	Female	661	1,064	518	1,093	345	3,681	1,150	07-May-19	Conflict	In 2019
Afder	Raso	Male	518	863	546	1,006	230	3,163				
Afder	Serer/Elkere	Female	308	247	308	308	123	1,294	411	31-Mar-18	Conflict	During 2018
Afder	Serer/Elkere	Male	164	308	185	349	185	1,191				
Afder	West Imi	Female	301	409	215	430	65	1,420	430	14-May-18	Seasonal Flood	During 2018
Afder	West Imi	Male	237	366	65	409	108	1,185				
Afder	West Imi	Female	264	249	73	278	44	908	293	17-May-18	Seasonal Flood	During 2018
Afder	West Imi	Male	176	220	117	278	59	850				
Afder Total			11,916	14,983	12,670	17,045	7,051	63,665	11,119			
Dawa	Hudet	Female	454	584	260	714	97	2,109	649	18-Oct-11	Conflict	Before 2018
Dawa	Hudet	Male	325	779	227	552	162	2,045				
Dawa	Hudet	Female	467	608	135	433	12	1,655	445	15-May-12	Conflict	Before 2018
Dawa	Hudet	Male	402	301	46	434	-	1,183				
Dawa	Hudet	Female	969	1,024	1,039	1,779	573	5,384	1,730	18-May-12	Conflict	Before 2018
Dawa	Hudet	Male	995	1,010	1,142	1,430	242	4,819				
Dawa	Hudet	Female	236	338	45	225	-	844	225	20-May-12	Conflict	Before 2018
Dawa	Hudet	Male	203	225	34	214	11	687				
Dawa	Hudet	Female	237	473	158	552	105	1,525	467	21-May-12	Conflict	Before 2018
Dawa	Hudet	Male	263	368	237	447	132	1,447				
Dawa	Hudet	Female	1,136	1,654	484	1,550	188	5,012	1,475	25-May-12	Conflict	Before 2018
Dawa	Hudet	Male	952	1,506	370	1,327	263	4,418				
Dawa	Hudet	Female	610	1,278	316	1,072	85	3,361	995	05-Jun-12	Conflict	Before 2018
Dawa	Hudet	Male	569	913	254	812	55	2,603				
Dawa	Hudet	Female	512	666	321	833	134	2,466	736	20-Jul-12	Conflict	Before 2018
Dawa	Hudet	Male	439	516	227	686	234	2,102				
Dawa	Hudet	Female	259	248	21	207	-	735	207	08-Aug-12	Conflict	Before 2018
Dawa	Hudet	Male	166	145	10	207	-	528				
Dawa	Hudet	Female	100	180	111	191	51	633	201	10-Aug-12	Conflict	Before 2018
Dawa	Hudet	Male	111	171	71	160	80	593				
Dawa	Hudet	Female	243	295	243	347	87	1,215	507	15-Jul-14	Conflict	Before 2018
Dawa	Hudet	Male	156	260	295	260	191	1,162				
Dawa	Hudet	Female	414	293	69	345	-	1,121	345	01-Apr-15	Conflict	Before 2018
Dawa	Hudet	Male	293	293	69	345	-	1,000				
Dawa	Hudet	Female	227	227	52	196	-	702	206	16-Jul-16	Conflict	Before 2018
Dawa	Hudet	Male	196	185	31	196	-	608				
Dawa	Hudet	Female	352	384	96	304	-	1,136	320	10-Jan-17	Conflict	Before 2018
Dawa	Hudet	Male	256	272	32	288	-	848				
Dawa	Hudet	Female	254	413	349	762	191	1,969	635	08-Aug-17	Conflict	Before 2018
Dawa	Hudet	Male	254	318	286	540	159	1,557				
Dawa	Hudet	Female	8,566	9,206	3,336	6,065	206	27,379	8,014	01-Jan-18	Conflict	During 2018
Dawa	Hudet	Male	4,841	6,379	1,776	6,249	195	19,440				
Dawa	Moyale	Female	434	589	279	651	93	2,046	620	20-Jun-12	Conflict	Before 2018
Dawa	Moyale	Male	279	744	372	403	155	1,953				
Dawa	Moyale	Female	539	809	501	809	231	2,889	770	10-Aug-12	Conflict	Before 2018
Dawa	Moyale	Male	462	1,040	424	770	270	2,966				
Dawa	Moyale	Female	135	180	195	450	90	1,050	300	10-Apr-13	Conflict	Before 2018
Dawa	Moyale	Male	135	120	150	300	60	765				
Dawa	Moyale	Female	2,730	3,177	2,117	5,770	1,631	15,425	4,590	10-Oct-17	Conflict	Before 2018
Dawa	Moyale	Male	2,271	2,908	1,824	4,498	1,275	12,776				



International Organization for Migration (IOM)
The UN Migration Agency

ANNEX I : INTERNAL DISPLACEMENTS IN SOMALI REGION AS OF MAY/JUN 2019

Zone	Woreda	Sex	Age Groups					Total	HHs	Site Open Date	Cause	Duration
			Infants (0-4 y)	Children (5-14 y)	Youth (15-17 y)	Adults (18-59 y)	Elderly (60 +y)					
Dawa	Moyale	Female	135	300	120	300	75	930	300	20-Oct-17	Conflict	Before 2018
Dawa	Moyale	Male	180	240	105	270	75	870				
Dawa	Moyale	Female	1,129	1,344	1,290	2,741	591	7,095	2,150	01-Jan-18	Conflict	During 2018
Dawa	Moyale	Male	860	1,075	1,183	2,204	753	6,075				
Dawa	Moyale	Female	1,034	1,445	781	1,739	441	5,440	1,676	10-Apr-18	Conflict	During 2018
Dawa	Moyale	Male	937	1,142	641	1,133	618	4,471				
Dawa	Moyale	Female	594	906	563	1,125	375	3,563	1,250	20-Apr-18	Conflict	During 2018
Dawa	Moyale	Male	531	781	469	1,156	344	3,281				
Dawa	Moyale	Female	1,015	1,015	1,051	1,196	544	4,821	1,450	05-Aug-18	Conflict	During 2018
Dawa	Moyale	Male	653	979	761	1,015	435	3,843				
Dawa	Moyale	Female	1,063	1,565	934	1,899	532	5,993	1,998	15-Aug-18	Conflict	During 2018
Dawa	Moyale	Male	1,068	1,630	733	1,567	669	5,667				
Dawa	Moyale	Female	1,288	1,803	670	1,855	567	6,183	2,061	13-Nov-18	Conflict	During 2018
Dawa	Moyale	Male	979	2,009	670	1,494	773	5,925				
Dawa	Moyale	Female	408	840	657	911	289	3,105	900	12-Dec-18	Conflict	During 2018
Dawa	Moyale	Male	530	588	450	586	199	2,353				
Dawa	Moyale	Female	900	1,313	900	1,575	375	5,063	1,500	14-Dec-18	Conflict	During 2018
Dawa	Moyale	Male	600	1,125	862	1,200	638	4,425				
Dawa	Mubarak	Female	451	822	318	504	-	2,095	530	16-May-11	Conflict	Before 2018
Dawa	Mubarak	Male	265	875	80	477	27	1,724				
Dawa	Mubarak	Female	911	1,366	553	1,365	196	4,391	1,300	22-Jul-14	Conflict	Before 2018
Dawa	Mubarak	Male	813	1,040	357	1,170	293	3,673				
Dawa	Mubarak	Female	104	196	104	276	58	738	230	07-Feb-17	Conflict	Before 2018
Dawa	Mubarak	Male	115	161	81	230	92	679				
Dawa	Mubarak	Female	206	249	52	172	-	679	172	01-Jan-18	Conflict	During 2018
Dawa	Mubarak	Male	146	172	34	146	-	498				
Dawa	Mubarak	Female	275	442	107	275	-	1,099	305	10-Jul-18	Conflict	During 2018
Dawa	Mubarak	Male	290	275	61	275	31	932				
Dawa	Qadhadhumo	Female	3,207	3,758	2,613	4,205	1,410	15,193	4,352	08-Jul-18	Conflict	During 2018
Dawa	Qadhadhumo	Male	2,610	3,875	2,307	3,142	1,766	13,700				
Dawa	Qadhadhumo	Female	1,144	1,723	966	2,193	456	6,482	2,133	10-Jul-18	Conflict	During 2018
Dawa	Qadhadhumo	Male	851	1,689	885	1,822	587	5,834				
Dawa	Qadhadhumo	Female	336	470	268	705	101	1,880	671	20-Oct-18	Conflict	During 2018
Dawa	Qadhadhumo	Male	268	302	302	470	201	1,543				
Dawa	Qadhadhumo	Female	628	879	628	904	251	3,290	1,004	12-Dec-18	Conflict	During 2018
Dawa	Qadhadhumo	Male	477	703	402	803	276	2,661				
Dawa	Qadhadhumo	Female	211	365	211	499	134	1,420	384	05-Feb-19	Conflict	In 2019
Dawa	Qadhadhumo	Male	154	269	192	403	115	1,133				
Dawa Total			59,808	80,810	41,365	87,375	21,545	290,903	47,803			
Doolo	Boh	Female	148	234	148	221	98	849	246	03-Jan-17	Drought	Before 2018
Doolo	Boh	Male	185	123	62	185	74	629				
Doolo	Boh	Female	91	259	181	259	142	932	259	04-Jan-17	Drought	Before 2018
Doolo	Boh	Male	155	117	52	207	65	596				
Doolo	Boh	Female	119	178	89	296	74	756	296	06-Jan-17	Drought	Before 2018
Doolo	Boh	Male	163	244	237	267	104	1,015				
Doolo	Boh	Female	322	372	232	664	253	1,843	664	08-Jan-17	Drought	Before 2018
Doolo	Boh	Male	465	432	426	610	208	2,141				



International Organization for Migration (IOM)
The UN Migration Agency

ANNEX I : INTERNAL DISPLACEMENTS IN SOMALI REGION AS OF MAY/JUN 2019

Zone	Woreda	Sex	Age Groups					Total	HHs	Site Open Date	Cause	Duration
			Infants (0-4 y)	Children (5-14 y)	Youth (15-17 y)	Adults (18-59 y)	Elderly (60 +y)					
Doolo	Boh	Female	68	105	38	135	60	406	150	10-Dec-18	Conflict	During 2018
Doolo	Boh	Male	98	98	90	150	60	496				
Doolo	Danot	Female	655	837	1,054	1,277	362	4,185	1,582	01-Jan-17	Drought	Before 2018
Doolo	Danot	Male	1,217	1,353	900	1,304	535	5,309				
Doolo	Danot	Female	142	240	86	265	76	809	325	02-Jan-17	Drought	Before 2018
Doolo	Danot	Male	209	255	230	278	156	1,128				
Doolo	Danot	Female	485	583	351	605	262	2,286	829	05-Jan-17	Drought	Before 2018
Doolo	Danot	Male	516	561	418	832	383	2,710				
Doolo	Danot	Female	105	128	90	105	49	477	150	07-Jan-17	Drought	Before 2018
Doolo	Danot	Male	83	71	83	136	56	429				
Doolo	Danot	Female	59	72	59	55	13	258	85	09-Jan-17	Drought	Before 2018
Doolo	Danot	Male	51	55	51	72	26	255				
Doolo	Danot	Female	63	95	63	95	44	360	126	03-Jun-17	Drought	Before 2018
Doolo	Danot	Male	63	101	88	95	63	410				
Doolo	Daratole	Female	173	283	164	327	145	1,092	364	01-Jan-17	Drought	Before 2018
Doolo	Daratole	Male	237	310	163	300	136	1,146				
Doolo	Daratole	Female	248	408	220	445	164	1,485	495	07-Jan-17	Drought	Before 2018
Doolo	Daratole	Male	372	471	198	346	171	1,558				
Doolo	Daratole	Female	59	104	72	111	46	392	130	08-Jun-17	Drought	Before 2018
Doolo	Daratole	Male	117	111	46	98	33	405				
Doolo	Gal Hamer	Female	70	70	78	140	62	420	155	02-Jan-17	Drought	Before 2018
Doolo	Gal Hamer	Male	124	132	70	132	70	528				
Doolo	Gal Hamer	Female	203	225	180	383	135	1,126	450	12-Jan-17	Drought	Before 2018
Doolo	Gal Hamer	Male	315	383	248	428	180	1,554				
Doolo	Gal Hamer	Female	291	743	420	614	323	2,391	646	24-Oct-18	Conflict	During 2018
Doolo	Gal Hamer	Male	388	291	194	452	129	1,454				
Doolo	Geladin	Female	520	694	526	1,022	320	3,082	1,060	01-Jan-17	Drought	Before 2018
Doolo	Geladin	Male	616	784	566	941	372	3,279				
Doolo	Geladin	Female	26	41	26	51	18	162	51	02-Jan-17	Drought	Before 2018
Doolo	Geladin	Male	36	26	36	46	23	167				
Doolo	Geladin	Female	162	148	221	280	103	914	295	12-Jan-17	Drought	Before 2018
Doolo	Geladin	Male	221	162	148	251	103	885				
Doolo	Geladin	Female	83	95	65	131	42	416	119	08-Feb-17	Drought	Before 2018
Doolo	Geladin	Male	65	54	54	107	30	310				
Doolo	Geladin	Female	310	340	279	619	217	1,765	619	11-Feb-17	Drought	Before 2018
Doolo	Geladin	Male	402	371	340	619	217	1,949				
Doolo	Geladin	Female	184	138	107	307	107	843	307	18-May-17	Drought	Before 2018
Doolo	Geladin	Male	200	246	123	307	77	953				
Doolo	Geladin	Female	98	75	68	143	60	444	150	28-Jul-17	Drought	Before 2018
Doolo	Geladin	Male	90	120	68	120	60	458				
Doolo	Lahel Yu'Ub	Female	641	686	503	915	137	2,882	915	05-Jan-17	Drought	Before 2018
Doolo	Lahel Yu'Ub	Male	503	732	549	869	92	2,745				
Doolo	Lahel Yu'Ub	Female	567	662	560	960	167	2,916	945	09-Jan-17	Drought	Before 2018
Doolo	Lahel Yu'Ub	Male	545	667	615	859	119	2,805				
Doolo	Lahel Yu'Ub	Female	136	136	125	199	42	638	209	11-Jan-17	Drought	Before 2018
Doolo	Lahel Yu'Ub	Male	136	167	105	199	21	628				
Doolo	Lahel Yu'Ub	Female	362	390	279	557	111	1,699	557	16-Jan-19	Conflict	In 2019
Doolo	Lahel Yu'Ub	Male	334	390	390	557	56	1,727				
Doolo	Warder	Female	757	1,296	647	1,315	425	4,440	1,526	01-Jan-17	Drought	Before 2018
Doolo	Warder	Male	1,312	1,049	634	1,255	468	4,718				



International Organization for Migration (IOM)
The UN Migration Agency

ANNEX I : INTERNAL DISPLACEMENTS IN SOMALI REGION AS OF MAY/JUN 2019

Zone	Woreda	Sex	Age Groups					Total	HHs	Site Open Date	Cause	Duration
			Infants (0-4 y)	Children (5-14 y)	Youth (15-17 y)	Adults (18-59 y)	Elderly (60 +y)					
Doolo	Warder	Female	391	339	234	495	104	1,563	521	02-Jan-17	Drought	Before 2018
Doolo	Warder	Male	391	339	104	443	104	1,381				
Doolo	Warder	Female	545	573	243	755	256	2,372	755	03-Jan-17	Drought	Before 2018
Doolo	Warder	Male	447	498	302	665	262	2,174				
Doolo	Warder	Female	384	544	256	640	224	2,048	640	04-Jan-17	Drought	Before 2018
Doolo	Warder	Male	384	416	224	608	128	1,760				
Doolo	Warder	Female	180	180	195	300	150	1,005	300	05-Jan-17	Drought	Before 2018
Doolo	Warder	Male	195	195	105	225	75	795				
Doolo	Warder	Female	140	315	158	333	122	1,068	350	06-Jan-17	Drought	Before 2018
Doolo	Warder	Male	280	210	122	315	105	1,032				
Doolo	Warder	Female	95	134	63	150	40	482	158	01-Sep-17	Drought	Before 2018
Doolo	Warder	Male	103	134	63	134	40	474				
Doolo Total			19,900	23,390	16,184	29,581	9,754	98,809	16,429			
Erer	Lagahida	Female	81	104	40	115	17	357	115	14-May-14	Conflict	Before 2018
Erer	Lagahida	Male	63	98	46	104	17	328				
Erer	Lagahida	Female	293	371	137	371	59	1,231	391	25-Dec-14	Conflict	Before 2018
Erer	Lagahida	Male	196	352	215	332	39	1,134				
Erer	Lagahida	Female	116	124	62	140	47	489	155	29-May-17	Conflict	Before 2018
Erer	Lagahida	Male	116	101	47	155	23	442				
Erer	Lagahida	Female	64	104	120	152	40	480	160	03-Jun-17	Drought	Before 2018
Erer	Lagahida	Male	48	168	80	144	32	472				
Erer	Lagahida	Female	853	881	512	1,080	199	3,525	1,137	11-Oct-17	Conflict	Before 2018
Erer	Lagahida	Male	824	796	455	1,080	142	3,297				
Erer	Lagahida	Female	101	147	39	155	23	465	155	13-Dec-17	Conflict	Before 2018
Erer	Lagahida	Male	101	132	70	140	16	459				
Erer	Lagahida	Female	31	42	34	53	11	171	56	27-Feb-18	Conflict	During 2018
Erer	Lagahida	Male	25	39	28	48	8	148				
Erer	Mayamuluqo	Female	44	64	52	76	12	248	80	08-Feb-17	Conflict	Before 2018
Erer	Mayamuluqo	Male	48	64	36	76	4	228				
Erer	Mayamuluqo	Female	472	815	553	1,087	217	3,144	1,087	11-Feb-17	Conflict	Before 2018
Erer	Mayamuluqo	Male	482	609	667	1,033	127	2,918				
Erer	Mayamuluqo	Female	132	149	50	157	25	513	165	15-Dec-17	Conflict	Before 2018
Erer	Mayamuluqo	Male	99	157	41	157	25	479				
Erer	Qubi	Female	49	59	49	93	10	260	98	20-Jul-14	Conflict	Before 2018
Erer	Qubi	Male	39	64	54	93	10	260				
Erer	Qubi	Female	1,114	1,423	808	1,648	303	5,296	1,696	01-Oct-16	Conflict	Before 2018
Erer	Qubi	Male	862	1,122	983	1,565	206	4,738				
Erer	Qubi	Female	105	172	76	191	48	592	191	19-Jul-17	Conflict	Before 2018
Erer	Qubi	Male	96	153	105	181	10	545				
Erer	Qubi	Female	50	81	46	69	19	265	77	20-Jul-17	Drought	Before 2018
Erer	Qubi	Male	39	65	31	77	8	220				
Erer	Salahad	Female	217	332	248	384	61	1,242	404	14-Apr-14	Conflict	Before 2018
Erer	Salahad	Male	286	321	153	381	44	1,185				
Erer	Salahad	Female	204	192	96	228	48	768	240	25-Dec-15	Conflict	Before 2018
Erer	Salahad	Male	168	180	72	216	24	660				
Erer	Salahad	Female	119	202	155	226	36	738	238	10-Jan-17	Conflict	Before 2018
Erer	Salahad	Male	131	179	119	238	24	691				
Erer	Salahad	Female	96	140	122	158	35	551	175	10-Feb-17	Conflict	Before 2018
Erer	Salahad	Male	88	193	114	158	26	579				



International Organization for Migration (IOM)
The UN Migration Agency

ANNEX I : INTERNAL DISPLACEMENTS IN SOMALI REGION AS OF MAY/JUN 2019

Zone	Woreda	Sex	Age Groups					Total	HHs	Site Open Date	Cause	Duration
			Infants (0-4 y)	Children (5-14 y)	Youth (15-17 y)	Adults (18-59 y)	Elderly (60 +y)					
Erer	Salahad	Female	92	127	35	141	28	423	141	12-Apr-17	Conflict	Before 2018
Erer	Salahad	Male	92	183	63	127	14	479				
Erer	Salahad	Female	134	134	116	178	27	589	178	10-Dec-17	Conflict	Before 2018
Erer	Salahad	Male	116	107	71	160	27	481				
Erer	Wangay	Female	57	96	58	119	21	351	119	19-May-19	Conflict	In 2019
Erer	Wangay	Male	57	80	91	119	15	362				
Erer Total			8,400	10,922	6,949	13,405	2,127	41,803	7,058			
Fafan	Babile	Female	455	455	525	630	140	2,205	700	25-Jan-13	Conflict	Before 2018
Fafan	Babile	Male	455	420	420	630	175	2,100				
Fafan	Babile	Female	135	104	155	207	21	622	207	01-Mar-14	Conflict	Before 2018
Fafan	Babile	Male	155	104	114	197	41	611				
Fafan	Babile	Female	116	244	154	244	51	809	257	10-May-14	Conflict	Before 2018
Fafan	Babile	Male	129	180	141	257	51	758				
Fafan	Babile	Female	198	182	198	304	46	928	304	08-Jun-14	Conflict	Before 2018
Fafan	Babile	Male	198	258	152	289	30	927				
Fafan	Babile	Female	204	296	315	333	74	1,222	370	01-Sep-14	Conflict	Before 2018
Fafan	Babile	Male	278	148	278	333	56	1,093				
Fafan	Babile	Female	1,365	5,210	3,349	5,086	620	15,630	4,962	10-Aug-16	Conflict	Before 2018
Fafan	Babile	Male	2,233	3,722	3,101	5,210	868	15,134				
Fafan	Babile	Female	462	272	326	490	109	1,659	544	25-Jan-17	Conflict	Before 2018
Fafan	Babile	Male	245	245	408	517	109	1,524				
Fafan	Babile	Female	357	357	519	649	97	1,979	649	11-Feb-17	Conflict	Before 2018
Fafan	Babile	Male	454	552	227	617	65	1,915				
Fafan	Babile	Female	5,645	5,081	3,952	7,527	1,129	23,334	7,527	25-Sep-17	Conflict	Before 2018
Fafan	Babile	Male	3,764	5,833	4,328	7,527	941	22,393				
Fafan	Babile	Female	660	870	870	1,140	210	3,750	1,200	06-Jun-18	Conflict	During 2018
Fafan	Babile	Male	810	600	690	1,140	240	3,480				
Fafan	Babile	Female	300	220	140	540	120	1,320	400	12-Jun-18	Conflict	During 2018
Fafan	Babile	Male	160	280	180	480	100	1,200				
Fafan	Babile	Female	259	389	324	616	97	1,685	648	19-Jan-19	Conflict	In 2019
Fafan	Babile	Male	421	551	389	616	97	2,074				
Fafan	Babile	Female	193	245	210	350	35	1,033	350	22-Jan-19	Conflict	In 2019
Fafan	Babile	Male	245	228	228	333	35	1,069				
Fafan	Babile	Female	217	257	208	406	64	1,152	425	26-Jan-19	Conflict	In 2019
Fafan	Babile	Male	352	247	305	413	64	1,381				
Fafan	Babile	Female	337	337	311	492	78	1,555	518	27-Jan-19	Conflict	In 2019
Fafan	Babile	Male	285	337	389	466	78	1,555				
Fafan	Babile	Female	259	306	306	447	94	1,412	470	28-Jan-19	Conflict	In 2019
Fafan	Babile	Male	329	282	282	447	47	1,387				
Fafan	Babile	Female	41	60	45	71	23	240	75	15-Apr-19	Conflict	In 2019
Fafan	Babile	Male	45	45	56	68	11	225				
Fafan	Gursum	Female	767	804	681	1,098	212	3,562	1,191	11-Sep-17	Conflict	Before 2018
Fafan	Gursum	Male	819	748	997	1,072	238	3,874				
Fafan	Gursum	Female	56	40	60	72	16	244	80	13-Sep-17	Conflict	Before 2018
Fafan	Gursum	Male	44	52	48	80	16	240				
Fafan	Gursum	Female	722	840	782	1,167	192	3,703	1,203	14-Sep-17	Conflict	Before 2018
Fafan	Gursum	Male	793	735	747	1,121	227	3,623				
Fafan	Gursum	Female	30	47	33	52	6	168	55	15-Sep-17	Conflict	Before 2018
Fafan	Gursum	Male	44	41	33	47	14	179				
Fafan	Gursum	Female	105	165	195	330	60	855	300	19-Oct-17	Conflict	Before 2018
Fafan	Gursum	Male	165	255	270	285	60	1,035				



International Organization for Migration (IOM)
The UN Migration Agency

ANNEX I : INTERNAL DISPLACEMENTS IN SOMALI REGION AS OF MAY/JUN 2019

Zone	Woreda	Sex	Age Groups					Total	HHs	Site Open Date	Cause	Duration
			Infants (0-4 y)	Children (5-14 y)	Youth (15-17 y)	Adults (18-59 y)	Elderly (60 +y)					
Fafan	Gursum	Female	182	224	154	280	70	910	280	29-May-18	Conflict	During 2018
Fafan	Gursum	Male	182	70	196	252	42	742				
Fafan	Gursum	Female	171	282	294	392	76	1,215	375	08-Jun-18	Conflict	During 2018
Fafan	Gursum	Male	195	221	263	339	38	1,056				
Fafan	Gursum	Female	44	44	40	76	12	216	80	10-Jun-18	Conflict	During 2018
Fafan	Gursum	Male	68	64	40	76	16	264				
Fafan	Gursum	Female	9	14	14	26	8	71	25	12-Jun-18	Conflict	During 2018
Fafan	Gursum	Male	19	16	18	24	5	82				
Fafan	Hareshen	Female	38	85	64	85	17	289	85	19-Jan-17	Drought	Before 2018
Fafan	Hareshen	Male	21	77	34	77	9	218				
Fafan	Jijiga City Administration	Female	345	504	186	504	106	1,645	530	15-Jul-18	Conflict	During 2018
Fafan	Jijiga City Administration	Male	318	477	186	477	80	1,538				
Fafan	Jijiga	Female	39	121	82	97	15	354	97	18-Apr-18	Conflict	During 2018
Fafan	Jijiga	Male	15	92	39	78	10	234				
Fafan	Jijiga	Female	159	275	159	289	43	925	289	11-Jun-18	Conflict	During 2018
Fafan	Jijiga	Male	130	260	116	260	29	795				
Fafan	Jijiga	Female	75	210	98	150	23	556	150	15-Jun-18	Conflict	During 2018
Fafan	Jijiga	Male	45	128	60	120	15	368				
Fafan	Kebribeyah	Female	660	1,320	726	1,254	165	4,125	1,320	01-Jan-97	Drought	Before 2018
Fafan	Kebribeyah	Male	627	1,188	594	1,254	66	3,729				
Fafan	Tuliguled	Female	288	396	198	378	144	1,404	360	02-Feb-13	Conflict	Before 2018
Fafan	Tuliguled	Male	126	270	54	216	90	756				
Fafan	Tuliguled	Female	4,261	6,155	2,683	6,155	789	20,043	6,313	01-May-14	Conflict	Before 2018
Fafan	Tuliguled	Male	3,788	5,208	2,367	5,682	631	17,676				
Fafan	Tuliguled	Female	210	105	105	270	45	735	300	15-Apr-17	Conflict	Before 2018
Fafan	Tuliguled	Male	210	240	225	285	45	1,005				
Fafan	Tuliguled	Female	998	911	1,128	1,605	347	4,989	1,735	10-Sep-17	Conflict	Before 2018
Fafan	Tuliguled	Male	1,431	1,041	1,258	1,518	304	5,552				
Fafan	Tuliguled	Female	162	270	72	360	54	918	360	18-Sep-17	Conflict	Before 2018
Fafan	Tuliguled	Male	306	288	234	342	54	1,224				
Fafan	Tuliguled	Female	185	204	241	352	74	1,056	370	19-Jun-18	Conflict	During 2018
Fafan	Tuliguled	Male	315	204	222	333	74	1,148				
Fafan	Tuliguled	Female	209	167	153	292	70	891	278	07-Jul-18	Conflict	During 2018
Fafan	Tuliguled	Male	153	167	153	250	56	779				
Fafan	Tuliguled	Female	360	390	240	570	90	1,650	600	15-Aug-18	Conflict	During 2018
Fafan	Tuliguled	Male	510	390	390	600	90	1,980				
Fafan	Tuliguled	Female	180	360	450	540	90	1,620	600	27-Jan-19	Conflict	In 2019
Fafan	Tuliguled	Male	480	480	330	540	150	1,980				
Fafan Total			42,820	55,562	41,307	70,794	11,099	221,582	36,582			
Jarar	Aware	Female	341	487	170	487	97	1,582	487	15-Feb-17	Drought	Before 2018
Jarar	Aware	Male	292	365	195	438	73	1,363				
Jarar	Aware	Female	224	345	104	345	52	1,070	345	25-Jun-17	Drought	Before 2018
Jarar	Aware	Male	224	293	138	328	35	1,018				
Jarar	Bil'ilbur	Female	311	371	148	383	74	1,287	415	10-May-17	Drought	Before 2018
Jarar	Bil'ilbur	Male	236	350	160	390	78	1,214				
Jarar	Daror	Female	362	386	217	458	145	1,568	482	05-Feb-17	Drought	Before 2018
Jarar	Daror	Male	217	386	169	410	24	1,206				
Jarar	Daror	Female	240	304	112	304	48	1,008	320	29-Mar-17	Drought	Before 2018
Jarar	Daror	Male	160	288	176	272	32	928				
Jarar	Daror	Female	108	102	30	114	18	372	120	01-May-17	Drought	Before 2018
Jarar	Daror	Male	72	90	48	114	24	348				



International Organization for Migration (IOM)
The UN Migration Agency

ANNEX I : INTERNAL DISPLACEMENTS IN SOMALI REGION AS OF MAY/JUN 2019

Zone	Woreda	Sex	Age Groups					Total	HHs	Site Open Date	Cause	Duration
			Infants (0-4 y)	Children (5-14 y)	Youth (15-17 y)	Adults (18-59 y)	Elderly (60 +y)					
Jarar	Degehabur	Female	252	252	119	282	30	935	297	02-Mar-17	Drought	Before 2018
Jarar	Degehabur	Male	208	208	104	282	15	817				
Jarar	Degehabur	Female	37	44	14	44	12	151	46	14-Dec-18	Conflict	During 2018
Jarar	Degehabur	Male	25	23	14	41	5	108				
Jarar	Dig	Female	371	451	239	530	80	1,671	530	14-Apr-17	Drought	Before 2018
Jarar	Dig	Male	318	477	133	504	106	1,538				
Jarar	Gashamo	Female	330	550	303	550	83	1,816	550	02-Jan-17	Drought	Before 2018
Jarar	Gashamo	Male	220	468	220	495	55	1,458				
Jarar	Gashamo	Female	197	820	623	656	98	2,394	656	04-Jan-17	Drought	Before 2018
Jarar	Gashamo	Male	164	623	328	492	66	1,673				
Jarar	Gashamo	Female	1,031	906	375	1,250	250	3,812	1,250	10-Jan-17	Drought	Before 2018
Jarar	Gashamo	Male	781	1,000	531	1,156	219	3,687				
Jarar	Gashamo	Female	184	350	129	350	110	1,123	368	12-Jan-17	Drought	Before 2018
Jarar	Gashamo	Male	239	276	129	331	74	1,049				
Jarar	Gashamo	Female	275	743	440	523	83	2,064	550	19-Jan-17	Drought	Before 2018
Jarar	Gashamo	Male	193	468	248	440	55	1,404				
Jarar	Gunagado	Female	455	520	227	618	130	1,950	650	18-Apr-17	Drought	Before 2018
Jarar	Gunagado	Male	390	553	260	585	130	1,918				
Jarar	Gunagado	Female	48	76	52	76	12	264	80	23-Apr-17	Drought	Before 2018
Jarar	Gunagado	Male	40	56	28	76	8	208				
Jarar	Yoale	Female	38	41	15	48	15	157	51	05-Feb-17	Drought	Before 2018
Jarar	Yoale	Male	38	33	18	51	8	148				
Jarar Total			8,621	12,705	6,216	13,423	2,344	43,309	7,197			
Korahe	Bodaley	Female	38	35	32	58	15	178	58	15-Feb-17	Drought	Before 2018
Korahe	Bodaley	Male	38	49	29	55	6	177				
Korahe	Debeweyin	Female	141	83	116	166	33	539	166	01-Jan-17	Drought	Before 2018
Korahe	Debeweyin	Male	100	100	91	166	25	482				
Korahe	Debeweyin	Female	101	119	110	183	37	550	183	10-Jan-17	Drought	Before 2018
Korahe	Debeweyin	Male	119	137	128	165	27	576				
Korahe	Debeweyin	Female	54	57	53	94	23	281	94	04-May-18	Seasonal Flood	During 2018
Korahe	Debeweyin	Male	57	63	60	94	12	286				
Korahe	El-ogaden	Female	43	53	77	101	19	293	96	02-Apr-17	Drought	Before 2018
Korahe	El-ogaden	Male	53	62	62	86	14	277				
Korahe	El-ogaden	Female	22	22	22	37	9	112	37	07-Apr-17	Drought	Before 2018
Korahe	El-ogaden	Male	24	24	19	37	6	110				
Korahe	Goglo	Female	66	42	42	83	17	250	83	03-Jan-17	Drought	Before 2018
Korahe	Goglo	Male	54	58	46	75	8	241				
Korahe	Goglo	Female	63	58	53	97	24	295	97	07-Jan-17	Drought	Before 2018
Korahe	Goglo	Male	58	58	63	92	15	286				
Korahe	Goglo	Female	108	106	85	157	27	483	160	17-Jan-17	Drought	Before 2018
Korahe	Goglo	Male	99	94	98	155	13	459				
Korahe	Higlolay	Female	31	31	31	51	13	157	51	21-Jun-17	Drought	Before 2018
Korahe	Higlolay	Male	31	41	20	51	8	151				
Korahe	Kebridehar	Female	148	147	145	227	52	719	227	01-Jan-17	Drought	Before 2018
Korahe	Kebridehar	Male	135	154	121	216	26	652				
Korahe	Kebridehar	Female	139	128	128	203	32	630	214	13-Jan-17	Drought	Before 2018
Korahe	Kebridehar	Male	139	171	107	203	32	652				
Korahe	Kebridehar	Female	67	88	72	98	15	340	103	17-Jan-17	Drought	Before 2018
Korahe	Kebridehar	Male	57	67	57	93	10	284				



International Organization for Migration (IOM)
The UN Migration Agency

ANNEX I : INTERNAL DISPLACEMENTS IN SOMALI REGION AS OF MAY/JUN 2019

Zone	Woreda	Sex	Age Groups					Total	HHs	Site Open Date	Cause	Duration
			Infants (0-4 y)	Children (5-14 y)	Youth (15-17 y)	Adults (18-59 y)	Elderly (60 +y)					
Korahe	Kebridehar	Female	33	30	33	50	13	159	50	01-May-17	Drought	Before 2018
Korahe	Kebridehar	Male	30	33	33	48	5	149				
Korahe	Kebridehar	Female	310	387	335	490	103	1,625	516	14-May-17	Flash Flood	Before 2018
Korahe	Kebridehar	Male	284	335	335	490	52	1,496				
Korahe	Laasdhankayre	Female	35	46	35	58	9	183	58	15-Jun-17	Drought	Before 2018
Korahe	Laasdhankayre	Male	35	32	35	58	6	166				
Korahe	Marsin	Female	195	231	231	355	89	1,101	355	15-Jan-17	Drought	Before 2018
Korahe	Marsin	Male	160	266	231	355	53	1,065				
Korahe	Marsin	Female	23	23	18	34	7	105	36	19-Jan-17	Drought	Before 2018
Korahe	Marsin	Male	20	27	23	34	5	109				
Korahe	Marsin	Female	407	417	417	615	125	1,981	625	20-Jan-17	Drought	Before 2018
Korahe	Marsin	Male	313	386	437	583	63	1,782				
Korahe	Marsin	Female	26	31	29	48	10	144	48	20-Apr-17	Drought	Before 2018
Korahe	Marsin	Male	26	31	36	43	5	141				
Korahe	Shekosh	Female	42	36	36	60	12	186	60	25-Jun-17	Drought	Before 2018
Korahe	Shekosh	Male	36	36	39	57	6	174				
Korahe	Shilabo	Female	179	222	203	313	69	986	313	01-Jan-17	Drought	Before 2018
Korahe	Shilabo	Male	188	242	188	282	38	938				
Korahe	Shilabo	Female	71	82	60	109	22	344	109	07-Jan-17	Drought	Before 2018
Korahe	Shilabo	Male	82	82	49	104	5	322				
Korahe	Shilabo	Female	25	29	25	42	8	129	42	18-Jan-17	Drought	Before 2018
Korahe	Shilabo	Male	25	25	27	42	6	125				
Korahe Total			4,530	5,076	4,722	7,313	1,229	22,870	3,781			
Liben	Deka Seftu	Female	294	252	252	294	231	1,323	420	05-Mar-16	Conflict	Before 2018
Liben	Deka Seftu	Male	273	210	231	273	231	1,218				
Liben	Deka Seftu	Female	32	60	42	25	28	187	70	06-Apr-16	Conflict	Before 2018
Liben	Deka Seftu	Male	46	63	32	42	21	204				
Liben	Deka Seftu	Female	68	105	105	83	75	436	150	16-May-16	Conflict	Before 2018
Liben	Deka Seftu	Male	90	128	83	68	53	422				
Liben	Deka Seftu	Female	316	316	340	243	170	1,385	486	10-Jun-16	Conflict	Before 2018
Liben	Deka Seftu	Male	316	316	267	194	219	1,312				
Liben	Deka Seftu	Female	140	210	140	98	168	756	280	28-Jun-16	Conflict	Before 2018
Liben	Deka Seftu	Male	196	196	168	126	98	784				
Liben	Deka Seftu	Female	420	360	270	420	360	1,830	600	10-Jul-16	Conflict	Before 2018
Liben	Deka Seftu	Male	420	330	300	330	300	1,680				
Liben	Deka Seftu	Female	315	293	248	315	248	1,419	450	13-Aug-17	Conflict	Before 2018
Liben	Deka Seftu	Male	293	225	270	248	270	1,306				
Liben	Deka Seftu	Female	524	518	523	468	376	2,409	823	03-Sep-17	Conflict	Before 2018
Liben	Deka Seftu	Male	619	547	363	272	502	2,303				
Liben	Deka Seftu	Female	513	701	782	513	513	3,022	1,079	05-Oct-17	Conflict	Before 2018
Liben	Deka Seftu	Male	620	890	540	486	513	3,049				
Liben	Deka Seftu	Female	48	91	67	67	48	321	121	05-Jun-18	Conflict	During 2018
Liben	Deka Seftu	Male	85	91	61	61	48	346				
Liben	Deka Seftu	Female	47	37	47	55	44	230	73	21-Jul-18	Conflict	During 2018
Liben	Deka Seftu	Male	55	40	44	33	40	212				
Liben	Deka Seftu	Female	68	63	57	86	74	348	114	23-Aug-18	Conflict	During 2018
Liben	Deka Seftu	Male	80	57	57	74	63	331				
Liben	Deka Seftu	Female	45	62	57	37	33	234	82	15-Sep-18	Conflict	During 2018
Liben	Deka Seftu	Male	45	74	37	45	33	234				



International Organization for Migration (IOM)
The UN Migration Agency

ANNEX I : INTERNAL DISPLACEMENTS IN SOMALI REGION AS OF MAY/JUN 2019

Zone	Woreda	Sex	Age Groups					Total	HHs	Site Open Date	Cause	Duration
			Infants (0-4 y)	Children (5-14 y)	Youth (15-17 y)	Adults (18-59 y)	Elderly (60 +y)					
Liben	Deka Seftu	Female	37	50	31	31	22	171	62	01-Jan-19	Conflict	In 2019
Liben	Deka Seftu	Male	34	40	47	31	31	183				
Liben	Deka Seftu	Female	113	151	104	85	85	538	189	10-Feb-19	Conflict	In 2019
Liben	Deka Seftu	Male	123	132	104	95	57	511				
Liben	Deka Seftu	Female	41	63	59	45	50	258	90	15-Feb-19	Conflict	In 2019
Liben	Deka Seftu	Male	54	59	45	45	31	234				
Liben	Deka Seftu	Female	44	56	52	40	36	228	80	20-Feb-19	Conflict	In 2019
Liben	Deka Seftu	Male	44	60	48	36	32	220				
Liben	Deka Seftu	Female	33	25	30	35	28	151	50	11-Mar-19	Conflict	In 2019
Liben	Deka Seftu	Male	35	28	28	30	28	149				
Liben	Dolo Odo	Female	83	105	75	45	60	368	150	04-Feb-17	Drought	Before 2018
Liben	Dolo Odo	Male	83	120	90	68	60	421				
Liben	Dolo Odo	Female	165	270	150	105	120	810	300	17-Jun-18	Conflict	During 2018
Liben	Dolo Odo	Male	165	240	210	225	75	915				
Liben	Dolo Odo	Female	68	98	105	53	90	414	150	17-Jun-18	Drought	During 2018
Liben	Dolo Odo	Male	90	143	53	68	68	422				
Liben	Filtu	Female	166	266	232	100	166	930	332	06-Feb-12	Conflict	Before 2018
Liben	Filtu	Male	199	299	133	216	166	1,013				
Liben	Filtu	Female	107	161	150	96	128	642	214	01-Mar-12	Conflict	Before 2018
Liben	Filtu	Male	107	161	96	107	118	589				
Liben	Filtu	Female	129	119	119	149	109	625	198	10-Mar-12	Conflict	Before 2018
Liben	Filtu	Male	149	99	109	99	109	565				
Liben	Filtu	Female	155	142	142	181	155	775	259	03-Apr-12	Conflict	Before 2018
Liben	Filtu	Male	181	130	130	142	168	751				
Liben	Filtu	Female	184	168	153	230	153	888	306	10-Apr-12	Conflict	Before 2018
Liben	Filtu	Male	214	199	153	184	184	934				
Liben	Filtu	Female	280	218	260	311	218	1,287	415	14-Apr-12	Conflict	Before 2018
Liben	Filtu	Male	300	208	250	218	208	1,184				
Liben	Filtu	Female	108	130	140	108	86	572	216	15-Apr-12	Conflict	Before 2018
Liben	Filtu	Male	119	184	108	97	108	616				
Liben	Filtu	Female	172	172	159	199	146	848	265	16-Apr-12	Conflict	Before 2018
Liben	Filtu	Male	186	146	119	172	159	782				
Liben	Filtu	Female	143	96	115	124	105	583	191	18-Apr-12	Conflict	Before 2018
Liben	Filtu	Male	115	124	96	115	115	565				
Liben	Filtu	Female	158	116	116	126	116	632	210	22-Apr-12	Conflict	Before 2018
Liben	Filtu	Male	158	116	116	116	95	601				
Liben	Filtu	Female	159	230	212	124	177	902	354	24-Apr-12	Conflict	Before 2018
Liben	Filtu	Male	195	319	230	195	124	1,063				
Liben	Filtu	Female	94	101	101	117	47	460	156	03-May-12	Conflict	Before 2018
Liben	Filtu	Male	117	70	78	125	78	468				
Liben	Filtu	Female	273	342	305	270	225	1,415	481	10-May-12	Conflict	Before 2018
Liben	Filtu	Male	286	342	236	256	236	1,356				
Liben	Filtu	Female	110	160	130	90	80	570	200	13-May-12	Conflict	Before 2018
Liben	Filtu	Male	110	180	100	140	80	610				
Liben	Filtu	Female	125	136	115	167	115	658	209	02-Jun-12	Conflict	Before 2018
Liben	Filtu	Male	146	84	115	125	125	595				
Liben	Filtu	Female	115	82	90	123	90	500	164	10-Jul-12	Conflict	Before 2018
Liben	Filtu	Male	123	98	82	98	82	483				



International Organization for Migration (IOM)
The UN Migration Agency

ANNEX I : INTERNAL DISPLACEMENTS IN SOMALI REGION AS OF MAY/JUN 2019

Zone	Woreda	Sex	Age Groups					Total	HHs	Site Open Date	Cause	Duration
			Infants (0-4 y)	Children (5-14 y)	Youth (15-17 y)	Adults (18-59 y)	Elderly (60 +y)					
Liben	Filtu	Female	118	118	118	176	88	618	196	11-Jul-12	Conflict	Before 2018
Liben	Filtu	Male	137	88	118	108	108	559				
Liben	Filtu	Female	135	135	135	160	160	725	246	15-Aug-12	Conflict	Before 2018
Liben	Filtu	Male	160	148	123	148	148	727				
Liben	Filtu	Female	143	122	122	143	112	642	204	05-Sep-12	Conflict	Before 2018
Liben	Filtu	Male	143	92	92	112	133	572				
Liben	Filtu	Female	190	147	161	205	161	864	293	05-Feb-18	Conflict	During 2018
Liben	Filtu	Male	190	176	176	132	161	835				
Liben	Filtu	Female	25	36	34	16	23	134	45	19-Dec-18	Conflict	During 2018
Liben	Filtu	Male	20	38	20	18	20	116				
Liben	Goro Baqaqsa	Female	591	818	699	890	306	3,304	1,139	22-Sep-17	Conflict	Before 2018
Liben	Goro Baqaqsa	Male	642	710	570	916	512	3,350				
Liben	Guradamole	Female	1,093	1,356	1,440	1,650	818	6,357	2,187	16-Sep-17	Conflict	Before 2018
Liben	Guradamole	Male	1,113	1,181	1,286	1,715	874	6,169				
Liben	Guradamole	Female	438	376	376	438	188	1,816	626	20-Sep-17	Conflict	Before 2018
Liben	Guradamole	Male	282	438	313	501	219	1,753				
Liben	Guradamole	Female	78	109	116	109	62	474	155	28-Sep-17	Conflict	Before 2018
Liben	Guradamole	Male	70	85	101	124	47	427				
Liben	Karsa Dulla	Female	162	253	289	181	253	1,138	361	03-Jun-16	Conflict	Before 2018
Liben	Karsa Dulla	Male	199	343	144	162	126	974				
Liben	Karsa Dulla	Female	269	397	282	193	243	1,384	512	24-Jun-16	Conflict	Before 2018
Liben	Karsa Dulla	Male	282	373	268	269	218	1,410				
Liben	Karsa Dulla	Female	208	332	187	145	187	1,059	415	03-Sep-17	Conflict	Before 2018
Liben	Karsa Dulla	Male	249	291	249	228	187	1,204				
Liben	Karsa Dulla	Female	354	533	408	337	391	2,023	710	05-Sep-17	Conflict	Before 2018
Liben	Karsa Dulla	Male	426	586	319	390	319	2,040				
Liben	Karsa Dulla	Female	242	377	296	296	215	1,426	538	10-Nov-17	Conflict	Before 2018
Liben	Karsa Dulla	Male	323	404	296	188	269	1,480				
Liben Total			20,645	23,335	20,042	20,863	16,451	101,336	17,616			
Nogob	Ayun	Female	92	74	74	123	12	375	123	18-Oct-18	Conflict	During 2018
Nogob	Ayun	Male	98	68	62	123	12	363				
Nogob	Dihun	Female	307	281	206	409	53	1,256	409	15-Jan-17	Drought	Before 2018
Nogob	Dihun	Male	343	292	196	409	41	1,281				
Nogob	Dihun	Female	196	183	117	261	26	783	261	25-Jan-17	Drought	Before 2018
Nogob	Dihun	Male	222	222	91	248	26	809				
Nogob	Dihun	Female	77	62	41	103	15	298	103	14-Feb-17	Drought	Before 2018
Nogob	Dihun	Male	82	72	62	103	15	334				
Nogob	Dihun	Female	194	150	164	299	30	837	299	20-Feb-17	Drought	Before 2018
Nogob	Dihun	Male	224	209	209	299	30	971				
Nogob	Elwayne	Female	620	472	350	773	71	2,286	773	15-Jan-17	Drought	Before 2018
Nogob	Elwayne	Male	650	550	329	773	77	2,379				
Nogob	Elwayne	Female	50	47	29	72	14	212	72	17-Jan-17	Drought	Before 2018
Nogob	Elwayne	Male	54	43	36	72	14	219				
Nogob	Gerbo	Female	35	53	25	48	5	166	50	05-Oct-16	Conflict	Before 2018
Nogob	Gerbo	Male	35	28	30	45	5	143				
Nogob	Gerbo	Female	49	52	33	65	7	206	65	01-Jan-17	Drought	Before 2018
Nogob	Gerbo	Male	46	39	33	62	7	187				
Nogob	Gerbo	Female	185	136	111	247	12	691	247	07-Jan-17	Drought	Before 2018
Nogob	Gerbo	Male	198	210	111	247	25	791				
Nogob	Gerbo	Female	887	747	599	1,221	160	3,614	1,221	10-Jan-17	Drought	Before 2018
Nogob	Gerbo	Male	954	779	580	1,217	185	3,715				



International Organization for Migration (IOM)
The UN Migration Agency

ANNEX I : INTERNAL DISPLACEMENTS IN SOMALI REGION AS OF MAY/JUN 2019

Zone	Woreda	Sex	Age Groups					Total	HHs	Site Open Date	Cause	Duration
			Infants (0-4 y)	Children (5-14 y)	Youth (15-17 y)	Adults (18-59 y)	Elderly (60 +y)					
Nogob	Gerbo	Female	101	140	55	156	8	460	156	09-Feb-17	Drought	Before 2018
Nogob	Gerbo	Male	109	86	101	148	16	460				
Nogob	Gerbo	Female	24	24	20	34	-	102	34	17-Jul-17	Drought	Before 2018
Nogob	Gerbo	Male	22	24	19	34	2	101				
Nogob	Segeg	Female	31	34	18	45	7	135	45	05-Oct-16	Conflict	Before 2018
Nogob	Segeg	Male	27	36	25	45	7	140				
Nogob	Segeg	Female	388	323	243	505	97	1,556	505	10-Jan-17	Drought	Before 2018
Nogob	Segeg	Male	368	313	254	490	86	1,511				
Nogob	Segeg	Female	220	251	126	314	31	942	314	11-Jan-17	Drought	Before 2018
Nogob	Segeg	Male	220	236	141	314	31	942				
Nogob Total			7,108	6,236	4,490	9,304	1,127	28,265	4,677			
Shabelle	Abaqaro	Female	73	78	52	73	26	302	104	01-Feb-17	Drought	Before 2018
Shabelle	Abaqaro	Male	52	104	47	78	21	302				
Shabelle	Adadle	Female	85	147	54	132	70	488	155	04-Jan-17	Drought	Before 2018
Shabelle	Adadle	Male	78	132	85	132	47	474				
Shabelle	Adadle	Female	822	1,526	788	1,292	415	4,843	1,549	05-Jan-17	Drought	Before 2018
Shabelle	Adadle	Male	739	1,356	741	1,220	465	4,521				
Shabelle	Adadle	Female	99	156	71	128	36	490	142	07-Jan-17	Drought	Before 2018
Shabelle	Adadle	Male	57	78	57	121	43	356				
Shabelle	Adadle	Female	55	62	29	66	15	227	73	09-Jan-17	Drought	Before 2018
Shabelle	Adadle	Male	37	62	29	62	22	212				
Shabelle	Adadle	Female	91	117	52	124	33	417	130	05-May-17	Drought	Before 2018
Shabelle	Adadle	Male	78	117	46	117	33	391				
Shabelle	Adadle	Female	111	163	65	98	33	470	130	14-Jun-17	Drought	Before 2018
Shabelle	Adadle	Male	52	78	52	85	20	287				
Shabelle	Adadle	Female	111	222	157	139	37	666	185	24-Jun-17	Drought	Before 2018
Shabelle	Adadle	Male	56	120	37	130	46	389				
Shabelle	Adadle	Female	499	834	400	741	296	2,770	822	23-Apr-18	Seasonal Flood	During 2018
Shabelle	Adadle	Male	352	445	308	651	278	2,034				
Shabelle	Berano	Female	91	173	66	107	33	470	165	05-Jan-17	Drought	Before 2018
Shabelle	Berano	Male	107	149	99	124	41	520				
Shabelle	Berano	Female	94	144	63	81	38	420	125	01-May-17	Drought	Before 2018
Shabelle	Berano	Male	56	100	50	88	25	319				
Shabelle	Denan	Female	442	636	399	605	238	2,320	735	05-Jan-17	Drought	Before 2018
Shabelle	Denan	Male	308	591	298	557	305	2,059				
Shabelle	Denan	Female	63	157	78	118	57	473	150	05-Apr-17	Drought	Before 2018
Shabelle	Denan	Male	72	126	68	109	46	421				
Shabelle	East Imi	Female	102	102	58	102	15	379	145	05-Jan-17	Drought	Before 2018
Shabelle	East Imi	Male	87	145	80	109	29	450				
Shabelle	East Imi	Female	162	153	63	135	54	567	180	07-Jan-17	Drought	Before 2018
Shabelle	East Imi	Male	99	108	81	117	36	441				
Shabelle	Elele	Female	109	239	87	184	65	684	217	05-Jan-17	Drought	Before 2018
Shabelle	Elele	Male	76	174	87	152	98	587				



International Organization for Migration (IOM)
The UN Migration Agency

ANNEX I : INTERNAL DISPLACEMENTS IN SOMALI REGION AS OF MAY/JUN 2019

Zone	Woreda	Sex	Age Groups					Total	HHs	Site Open Date	Cause	Duration
			Infants (0-4 y)	Children (5-14 y)	Youth (15-17 y)	Adults (18-59 y)	Elderly (60 +y)					
Shabelle	Gode	Female	276	466	166	286	70	1,264	395	05-Jan-17	Drought	Before 2018
Shabelle	Gode	Male	204	350	191	251	120	1,116				
Shabelle	Kelafo	Female	384	384	135	280	115	1,298	416	05-Jan-17	Drought	Before 2018
Shabelle	Kelafo	Male	281	396	187	239	83	1,186				
Shabelle	Kelafo	Female	250	525	400	400	350	1,925	500	01-Jun-17	Drought	Before 2018
Shabelle	Kelafo	Male	250	525	250	325	200	1,550				
Shabelle Total			6,960	11,440	5,976	9,758	3,954	38,088	6,318			
Siti	Afdem	Female	153	118	129	247	47	694	235	01-Jan-15	Drought	Before 2018
Siti	Afdem	Male	176	118	153	235	24	706				
Siti	Afdem	Female	281	231	99	330	50	991	330	08-Feb-15	Drought	Before 2018
Siti	Afdem	Male	248	165	198	330	66	1,007				
Siti	Afdem	Female	188	150	226	451	94	1,109	376	10-Apr-15	Drought	Before 2018
Siti	Afdem	Male	244	226	169	451	56	1,146				
Siti	Afdem	Female	49	38	41	75	19	222	75	03-Jun-15	Drought	Before 2018
Siti	Afdem	Male	53	41	38	75	19	226				
Siti	Afdem	Female	301	172	151	494	108	1,226	430	02-Aug-15	Drought	Before 2018
Siti	Afdem	Male	323	258	215	430	108	1,334				
Siti	Afdem	Female	113	76	104	198	47	538	189	09-Jan-16	Drought	Before 2018
Siti	Afdem	Male	142	123	95	198	38	596				
Siti	Afdem	Female	2,538	1,663	2,188	3,413	875	10,677	3,500	02-Jan-19	Conflict	In 2019
Siti	Afdem	Male	2,450	2,188	1,750	3,675	350	10,413				
Siti	Dembel	Female	82	70	59	117	23	351	117	25-Jan-19	Conflict	In 2019
Siti	Dembel	Male	76	64	64	117	35	356				
Siti	Erer	Female	247	190	228	361	95	1,121	380	01-Aug-14	Drought	Before 2018
Siti	Erer	Male	342	190	190	361	76	1,159				
Siti	Erer	Female	265	309	287	419	88	1,368	441	05-Mar-15	Drought	Before 2018
Siti	Erer	Male	309	265	287	375	88	1,324				
Siti	Erer	Female	1,003	682	1,043	1,565	562	4,855	1,605	01-Apr-15	Drought	Before 2018
Siti	Erer	Male	1,204	803	762	1,525	441	4,735				
Siti	Erer	Female	215	185	132	277	44	853	292	16-Feb-19	Conflict	In 2019
Siti	Erer	Male	210	180	175	282	59	906				
Siti	Erer	Female	73	86	73	119	20	371	132	13-May-19	Conflict	In 2019
Siti	Erer	Male	125	53	73	132	33	416				
Siti	Gablalu	Female	161	104	104	219	81	669	230	10-Feb-15	Drought	Before 2018
Siti	Gablalu	Male	184	138	138	219	35	714				
Siti	Gablalu	Female	630	678	485	1,066	194	3,053	969	01-Aug-15	Drought	Before 2018
Siti	Gablalu	Male	775	436	436	969	145	2,761				
Siti	Gablalu	Female	767	561	561	1,180	295	3,364	1,180	08-Aug-15	Drought	Before 2018
Siti	Gablalu	Male	974	708	649	1,121	236	3,688				
Siti	Gota-Biki	Female	44	33	33	70	19	199	74	01-Apr-15	Drought	Before 2018
Siti	Gota-Biki	Male	74	41	37	67	19	238				
Siti	Gota-Biki	Female	76	90	83	124	28	401	138	20-Apr-15	Drought	Before 2018
Siti	Gota-Biki	Male	110	69	83	131	41	434				
Siti	Gota-Biki	Female	333	200	289	422	111	1,355	444	18-Jan-19	Conflict	In 2019
Siti	Gota-Biki	Male	333	244	244	444	44	1,309				
Siti	Hadgalo	Female	326	279	298	565	146	1,614	535	10-Mar-15	Drought	Before 2018
Siti	Hadgalo	Male	363	283	333	512	119	1,610				



International Organization for Migration (IOM)
The UN Migration Agency

ANNEX I : INTERNAL DISPLACEMENTS IN SOMALI REGION AS OF MAY/JUN 2019

Zone	Woreda	Sex	Age Groups					Total	HHs	Site Open Date	Cause	Duration
			Infants (0-4 y)	Children (5-14 y)	Youth (15-17 y)	Adults (18-59 y)	Elderly (60 +y)					
Siti	Miesso	Female	388	728	534	874	193	2,717	971	28-Aug-14	Conflict	Before 2018
Siti	Miesso	Male	486	728	728	825	243	3,010				
Siti	Miesso	Female	165	225	150	255	60	855	300	02-Jan-15	Conflict	Before 2018
Siti	Miesso	Male	240	210	195	180	120	945				
Siti	Miesso	Female	260	304	282	412	130	1,388	434	07-Jan-15	Conflict	Before 2018
Siti	Miesso	Male	282	195	217	412	109	1,215				
Siti	Miesso	Female	264	228	240	482	115	1,329	458	01-Feb-15	Drought	Before 2018
Siti	Miesso	Male	368	344	239	424	57	1,432				
Siti	Miesso	Female	220	240	120	380	40	1,000	400	04-Mar-15	Drought	Before 2018
Siti	Miesso	Male	360	320	360	320	80	1,440				
Siti	Miesso	Female	137	100	91	155	46	529	182	06-Apr-15	Drought	Before 2018
Siti	Miesso	Male	155	118	109	164	18	564				
Siti	Miesso	Female	226	357	94	376	56	1,109	376	07-Apr-15	Drought	Before 2018
Siti	Miesso	Male	207	376	169	357	75	1,184				
Siti	Miesso	Female	342	161	201	382	60	1,146	402	10-Apr-15	Drought	Before 2018
Siti	Miesso	Male	342	241	201	422	60	1,266				
Siti	Miesso	Female	221	342	161	382	40	1,146	402	01-Aug-15	Drought	Before 2018
Siti	Miesso	Male	322	261	302	382	20	1,287				
Siti	Miesso	Female	58	47	42	105	26	278	105	01-Sep-15	Drought	Before 2018
Siti	Miesso	Male	95	79	53	110	21	358				
Siti	Miesso	Female	64	41	51	87	23	266	92	17-Feb-17	Conflict	Before 2018
Siti	Miesso	Male	69	51	55	92	18	285				
Siti	Miesso	Female	272	295	136	477	91	1,271	454	13-Aug-17	Conflict	Before 2018
Siti	Miesso	Male	409	363	182	431	68	1,453				
Siti	Shinile	Female	413	358	248	578	110	1,707	550	10-Aug-15	Drought	Before 2018
Siti	Shinile	Male	495	275	248	550	55	1,623				
Siti Total			23,420	19,495	18,110	32,975	6,912	100,912	16,798			
Grand Total			214,128	263,954	178,031	311,836	83,593	1,051,542	175,378			

Disclaimer: Age and gender disaggregation for the site is extrapolated using a demographic calculator tool based on the age range and sex of the household members of 20 randomly selected households from the site.

Displacement Tracking Matrix (DTM) conducted in collaboration with Danish Refugee Council (DRC)



Humanitarian Aid and Civil Protection

DTM made possible thanks to the European Civil Protection and Humanitarian Aid Operations (ECHO), the Ethiopian Humanitarian Fund (EHF), the Office of United States Foreign Disaster Assistance (OFDA) and the Swiss agency for Development and Cooperation (SDC).

The opinions expressed in this report are those of the authors and do not necessarily reflect the views of the Office of United States Foreign Disaster Assistance.