

Top LGAs with Variation	
Round 27	Round 26

Damboa
 108,375 (Round 27)
 96,747 (Round 26)
 ↑ 11%

Monguno
 157,199 (Round 27)
 148,988 (Round 26)
 ↑ 5%

Maiduguri
 252,217 (Round 27)
 263,055 (Round 26)
 ↓ -4%

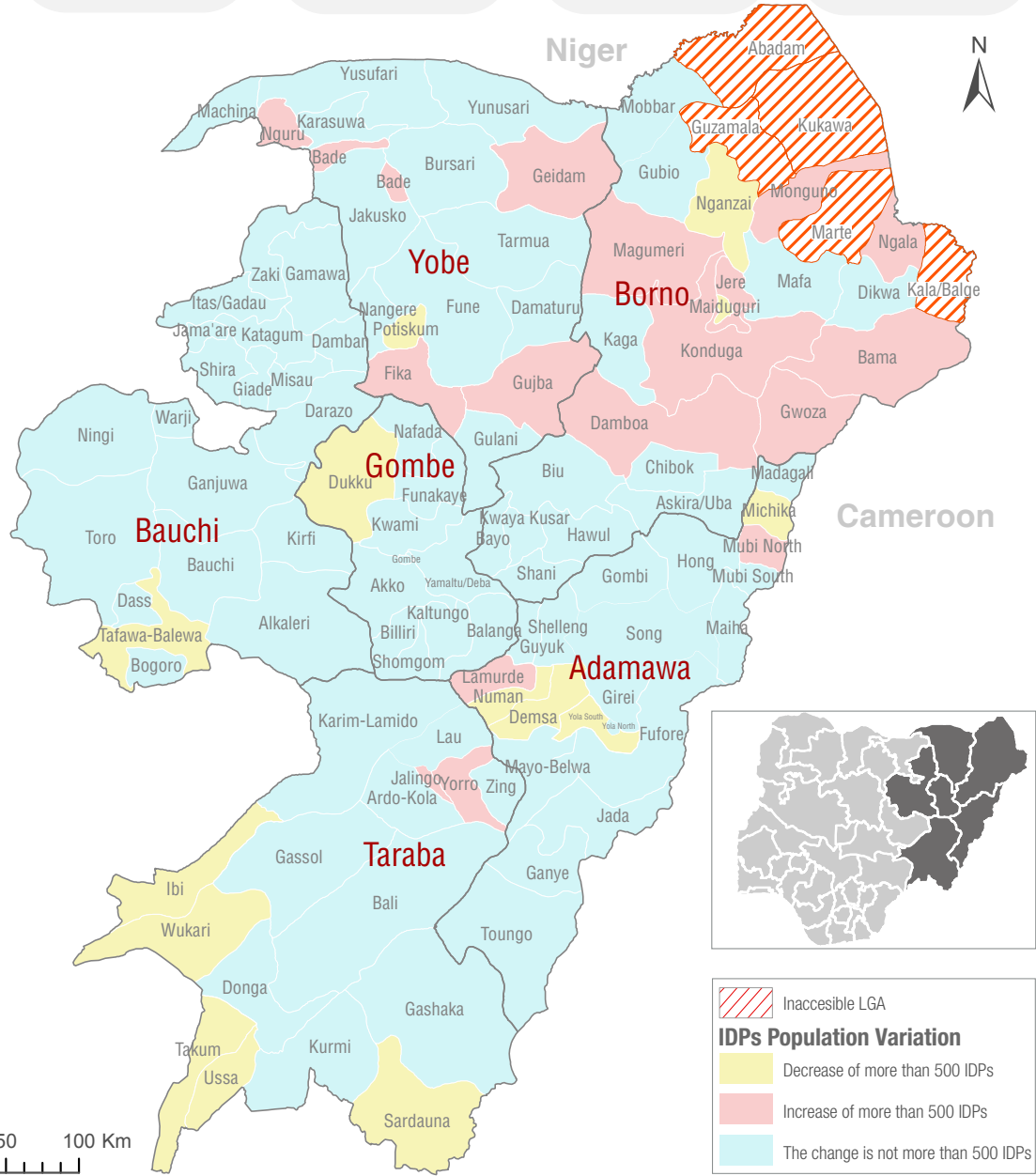
Tafawa Balewa
 9,480 (Round 27)
 12,216 (Round 26)
 ↓ -29%

Damboa: IDP population increase due to new arrivals from Sabon Gari community moved in by the military to Damboa town.

Monguno: IDP population increase as a result of the massive influx of people from Kukawa LGA triggered by attack.

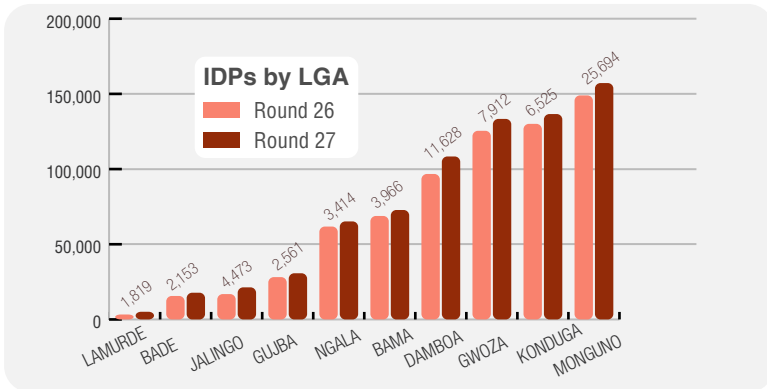
Maiduguri: IDP population Decrease due to IDP relocation to their place of origin for the Elections.

Tafawa Balewa: IDP population decrease as a result of Boto camp closure. Majority returned to Mangu and Barki Iadi in Plateau State.

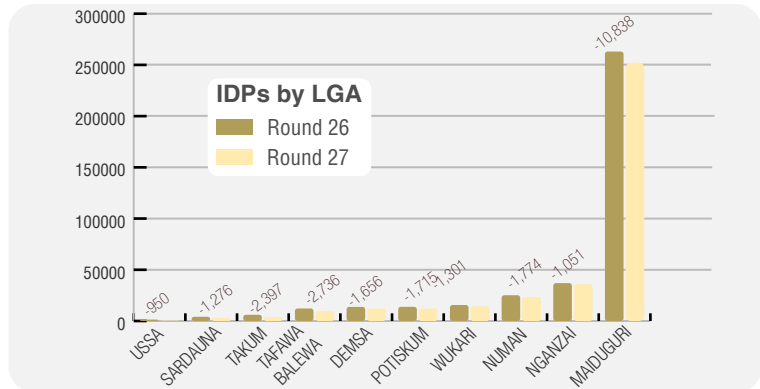


Guzamala, Kala/Balge and Kukawa LGA were inaccessible during Round 27 assessments because of the recent attacks by Non State Armed Group (NSAG)

Top LGAs with IDPs population increase;



Top LGAs with IDPs population decrease;



Reasons for increase

- Conflicts/Attacks
- New arrivals
- Farmers-herdsmen clashes

Reasons for decrease

- Returned to place of origin
- Insecurity
- Relocated for farming activities

The depiction and use of boundaries, geographic names, and related data shown on maps and included in this report are not warranted to be error free nor do they imply judgment on the legal status of any territory, or any endorsement or acceptance of such boundaries by IOM.