

Background

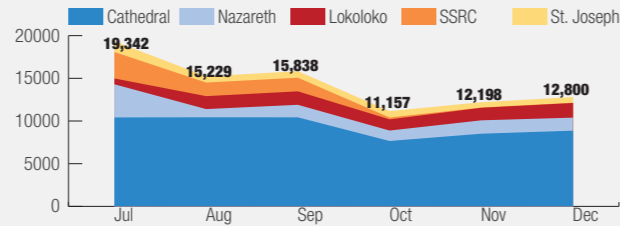
The Wau collective sites were established in June 2016, following violent clashes in and around Wau town. Currently there are four Collective Centers, Cathedral, Nazareth, Lokoloko and St. Joseph. Since then the protection centres have been protecting thousands of people.

Sector overview

Sector	Indicator	Target	Achieved	Agencies	Achieved	Agencies	Achieved	Agencies	Achieved	Agencies
CCC	Land area per person	30m ²	6.22m ²	ACTED	3.93m ²	ACTED	3.28m ²	ACTED	38.26m ²	ACTED
	Shelter/NFI	% of IDPs covered with non-food items	100%	97%	IOM	100%	100%	99%	100%	IOM
	WASH	Water availability (liters per person per day)	>15	22	OXFAM	-	0	17	-	0
WASH	Number of people per water tap	<250	248	OXFAM	1,000	Malteser/IOM	1,713	OXFAM	655	UNICEF
	Number of people per latrine	<50	79	OXFAM	191	IOM	143	OXFAM	33	OXFAM
	Number of people per shower	<100	208	OXFAM	191	IOM	143	OXFAM	65	OXFAM
	Education	Students to teacher ratio	<50:1	-	0	UNICEF	50:1	War Child	-	0
Education	% of enrollment in primary school	100%	-	0	UNICEF	100%	Canada	-	0	UNICEF
	Food/Livelihood	% of household receiving food ration	100%	100%	UCDC	100%	UCDC	100%	100%	UCDC
Health	Mortality below 5 years of age	<2	-	0	WHO	-	0	-	0	WHO
	Mortality above 5 years of age	<2	-	0	WHO	-	0	-	0	WHO
Nutrition	% of GAM prevalence below 5 years of age (by MUAC)	<10%	-	0	Johanniter,	14%	AFOD	22.4%	AFOD	11.5%
	% of SAM prevalence below 5 years of age (by MUAC)	<2%	-	0	UNICEF	5.03%	AFOD	5.2%	AFOD	3.4%
Protection	# of general protection cases identified	-	997	0	Hold the	-	0	-	0	Hold the
	# of general protection cases referred	-	167	0	Child, IMC,	-	0	-	0	Child, IMC,
GBV	# of under 5 provided with birth registration notification	-	-	0	UNHCR	-	0	-	0	UNHCR
Child Protection	Missing and unaccompanied children identified/assisted	-	-	0	UNHCR	-	0	-	0	UNHCR

● Target reached ● Target more than 50% reached ● Target less than 50% reached

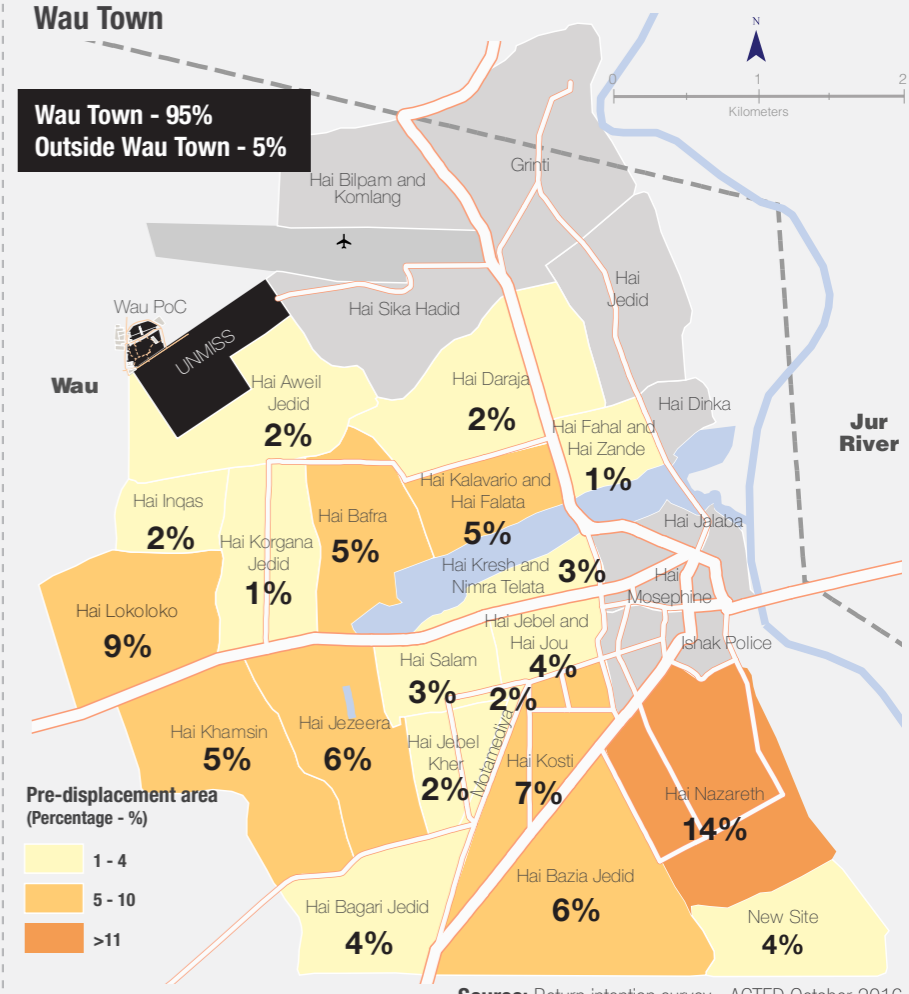
IDPs over time



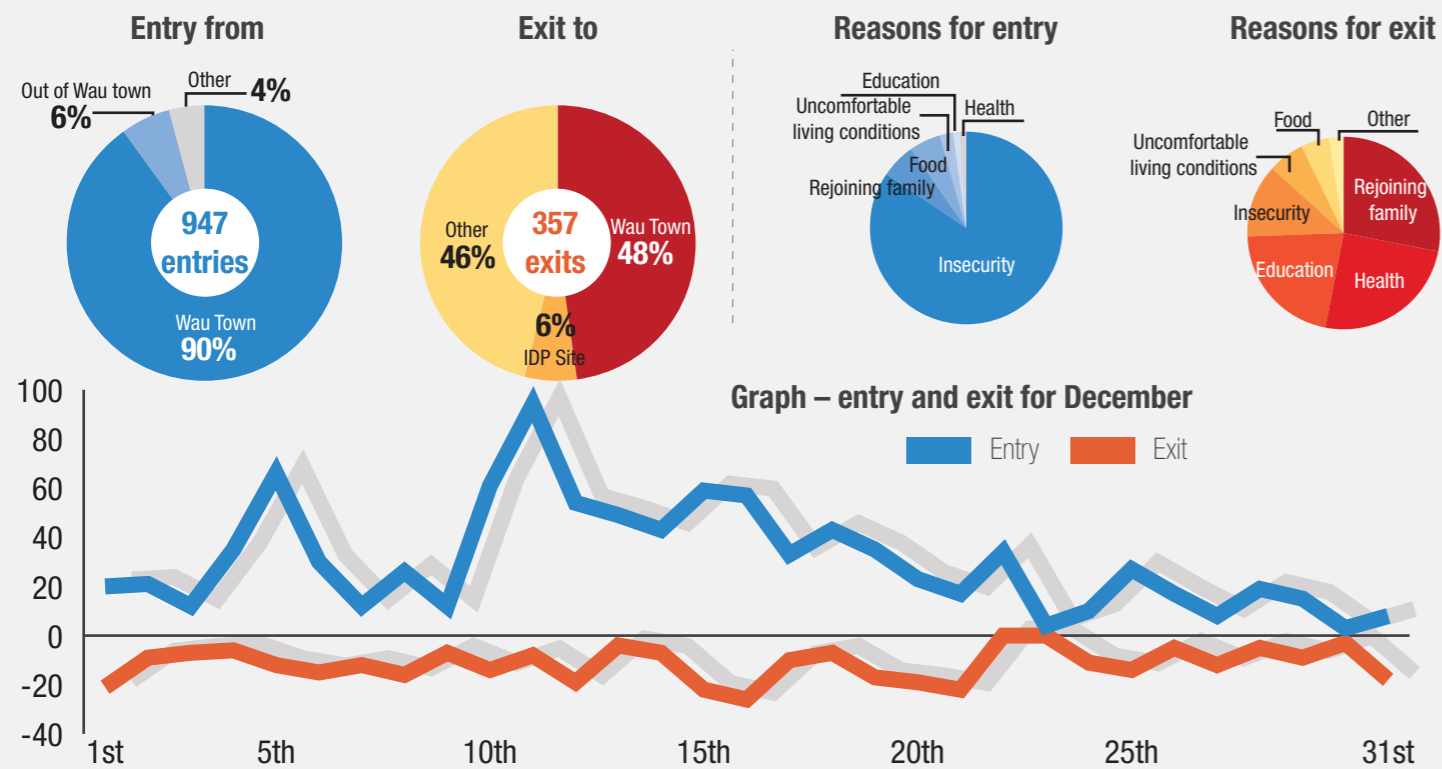
Current priority needs

- 1 Re-registration of IDPs in all sites
- 2 More intervention in WASH and health issues
- 3 Protection

Pre-displacement area of residence



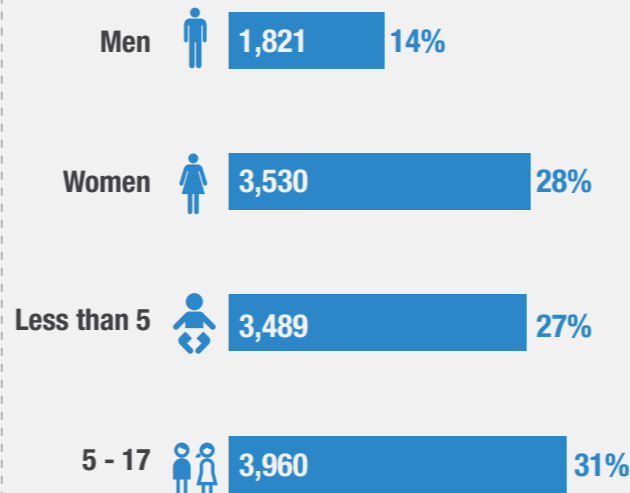
Movement Trend Tracking (MTT) for the period



Site population

Population demographic
Current population as of December 2016

2,555 households
12,800 individuals



Population distribution

IDPs in Wau Town

