

DTM

FLOW MONITORING OF THE VENEZUELAN POPULATION IN PERU
DTM ROUND 5



DISPLACEMENT TRACKING MATRIX
IOM PERU

www.globaldtm.info/es/peru



FLOW MONITORING OF THE VENEZUELAN POPULATION IN PERU

DTM ROUND 5

FLOW MONITORING OF THE VENEZUELAN POPULATION IN PERU – DTM ROUND 5

IOM is committed to the principle that a human and orderly migration benefits migrants and society as a whole. As an intergovernmental organization, the United Nations Agency acts with its partners in the international community to help meet the operational challenges of migration; to promote the understanding of problems related to migration; to encourage economic and social development through migration; and to uphold human dignity and well-being of migrants.

International Organization for Migration (IOM)

United Nations International Children's Emergency Fund (UNICEF)

Report financed by:

Bureau of Population, Refugees and Migration (PRM)

OIM Mision Peru:

Calle Miguel Seminario 320, 14th Floor, San Isidro
Lima 27 — Peru
Tel. +51 (1) 633-0000
iomperudtm@iom.int

© International Organization for Migration (IOM) 2019

All rights reserved. To quote, paraphrase or, in some way, reproduce the information presented in this document, the source should be cited: International Organization for Migration (IOM) (2019) Flow Monitoring of the Venezuelan Population in Peru DTM Round 5, available at: <https://www.globaldtm.info/>

CONTENT

I. METHODOLOGY

II. PROFILE OF THE PEOPLE SURVEYED

III. EDUCATION AND EMPLOYMENT PROFILE

IV. DOCUMENTS AND MIGRATORY STATUS

V. MIGRATORY ROUTE

VI. PLACE OF STAY DURING ROUTE

VII. SAFETY

VIII. TRAVELING GROUPS WITH MINORS

IX. WWW/ADDITIONAL CONSIDERATIONS AND CONCLUSIONS

GLOSSARY

* **BINATIONAL BORDER ATTENTION CENTER (CEBAF):** Attention center at the border responsible for managing migratory movements and customs. In Peru, CEBAF centers are located in Tumbes (at the northern border with Ecuador) and in Tacna and Puno (at the southern border with Chile and Bolivia respectively).

* **BORDER CONTROL POINT (PCF):** Official point put in place by the State for the monitoring of migrants at the borders.

* **TEMPORARY PERMIT OF PERMANENCE (PTP):** Document issued by the National Superintendence of Migration of Peru that allows to prove regular migratory status of Venezuelan citizens in Peru for a period of one year, and to pursue activities within the scope of the Peruvian legislation.

INTRODUCTION

According to the Coordination Platform for Refugees and Migrants of Venezuela (R4V), until April 2019, there is 3.7 million of Venezuelans abroad, which most of them have been staying in Latin American and Caribbean countries. Within this context of displacement and the increasing migratory flow of Venezuelans to South American countries, Peru has positioned itself as a transit and destination country for thousands of people.

Until March of this year, according to official figures from the National Superintendence of Migration, 728,000 Venezuelans reside in Peru, becoming the second country after Colombia to host the largest number of Venezuelans globally. Also, more than 490,000 Venezuelans have obtained or are currently applying for the Temporary Permit of Permanence (PTP), in order to regularize their migratory status in the country.

Responding to the large-scale migration in South America, the national capacities of the host countries and the degree of vulnerability of the Venezuelan population in displacement, since 2018, the International Organization for Migration (IOM) along with the United Nations High Commissioner for Refugees (UNHCR) have promoted the Regional Refugee and Migrant Response Plan (RRMRP), promoting safe, orderly and regular migration, respecting fundamental rights at all times and ensuring the strengthening of the response of governments and the international community.

In this way, with the goal of identifying and visualizing trends and real figures of the Venezuelan population in movement, IOM has published, for the fifth time, the Displacement Tracking Matrix (DTM), made at the Binational Border Attention Center (CEBAF) in Tumbes and the Border Control Point Santa Rosa – Chacalluta in Tacna.

The fifth round of the DTM provides relevant information about the profile of Venezuelans, their work experience, level of education and migratory status. Likewise, it has the migratory flow route from Venezuela to Peru, the main transit cities and destination countries.



DTM Round 5 Implementation at CEBAF Tumbes | © IOM Peru 2019

I. METHODOLOGY

The Displacement Tracking Matrix (DTM) is a modular system that IOM uses to capture, process and disseminate information on the different phases of human mobility, routes and places of displacement, the degree of vulnerability and the main needs of protection of these populations around the world.

This tool has been implemented in the South American region in different displacement contexts to monitor the movement of the Venezuelan population, from their country of origin to their destination country.

In Peru, IOM has implemented the DTM in five rounds:

- **ROUND 1 (R1):** Implemented on the northern and southern border of the country between September and October 2017.
- **ROUND 2 (R2):** Implemented in the northern and southern borders of the country, and in points of affluence in Metropolitan Lima, between December 2017 and January 2018.
- **ROUND 3 (R3):** Implemented in the northern and southern borders of the country, and in points of affluence in Metropolitan Lima between April and May of 2018.
- **ROUND 4 (R4):** Implemented in the northern and southern borders of the country between September and October 2018.
- **ROUND 5 (R5):** This report has been implemented in the northern and southern borders of the country between February and March 2019.

The DTM Round 5 has been applied in the main border points of entry and exit of Peru: In the Binational Border Attention Center (CEBAF) in the region of Tumbes to Venezuelan citizens who enter Peru, and in the Border Control Point (PCF) Santa Rosa – Chacalluta in the region of Tacna, the southern border of the country, to Venezuelans who leave the country.

For this report, 1,822 Venezuelans have been surveyed during a period of 5 days at each Border Control Point.

Chart 1: Number of people surveyed by each Flow Monitoring Point.

CEBAF - Tumbes	1,227
PCF - Tacna	595
TOTAL	1,822



DTM Round 5 at CEBAF Tumbes | © IOM Peru 2019

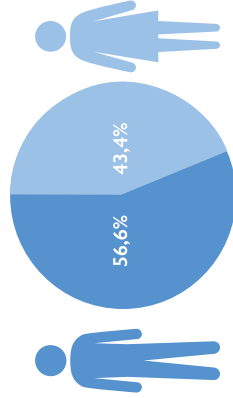
II. PROFILE OF THE PEOPLE SURVEYED

SEX

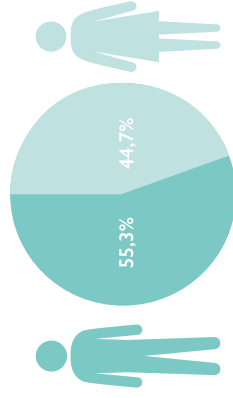
TUMBES

During the days of data collection in CEBAF Tumbes, 1,227 Venezuelans were surveyed, where 55,6% were men and 43,4% women.

GRAPH 1: SEX OF THE PEOPLE SURVEYED IN TUMBES



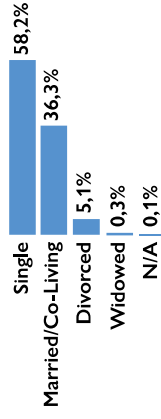
GRAPH 2: SEX OF THE PEOPLE SURVEYED IN TACNA



TUMBES

Regarding the marital status of the people surveyed in Tumbes, 58,2% are single, 36,3% are married or have a partner, while 5,1% are divorced, 0,3% are widowed, and 0,1% are N/A.

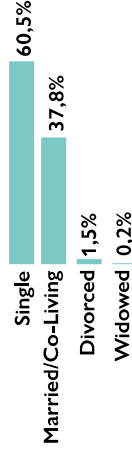
GRAPH 5: MARITAL STATUS OF THE PEOPLE SURVEYED IN TUMBES



TACNA

In Tacna, 60,5% of the respondents reported to be single, while 37,8% are married or living with a partner, while 1,5% are divorced.

GRAPH 6: MARITAL STATUS OF THE PEOPLE SURVEYED IN TACNA

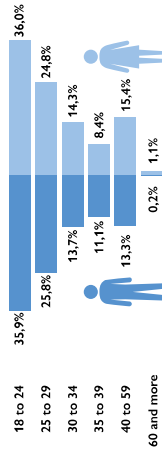


AGE

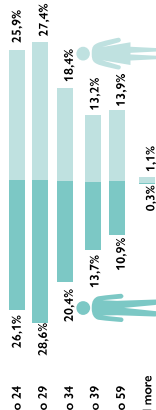
TUMBES

In the northern border (Tumbes), it was found that 75,1% of the people surveyed is young, their age ranges between 18 and 34 years old, which is within the productive age. 35,9% are between 18 and 24 years old, 25,3% between 25 and 29 years old, and 13,9% between 30 and 34 years old. At the same time, it is noted that the elders have the smallest age group, representing 0,7% of the population surveyed.

GRAPH 3: AGE OF THE PEOPLE SURVEYED IN TUMBES*



GRAPH 4: AGE OF THE PEOPLE SURVEYED IN TACNA*



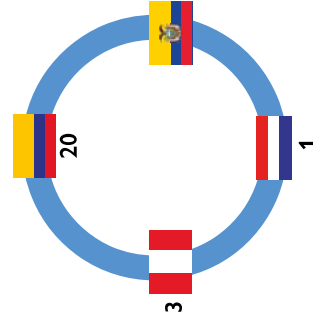
*The surveys were aimed to people over 18 years old.

SECOND NATIONALITY

TUMBES

During the information collection in Tumbes, 27 people with a second nationality (2,2%) were found. Their second citizenships where from Colombia (20), Peru (3), Ecuador (3) and Paraguay (1).

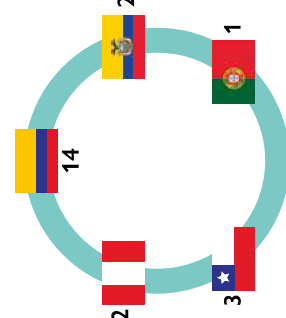
GRAPH 7: SECOND NATIONALITY OF THE PEOPLE SURVEYED IN TUMBES



TACNA

In the case of Tacna, a total of 22 people with a second nationality (3,7%) were found, being Colombia (14), Chile (3), Peru (2), Ecuador (2) and Portugal (1) the countries of their second citizenship.

GRAPH 8: SECOND NATIONALITY OF THE PEOPLE SURVEYED IN TACNA



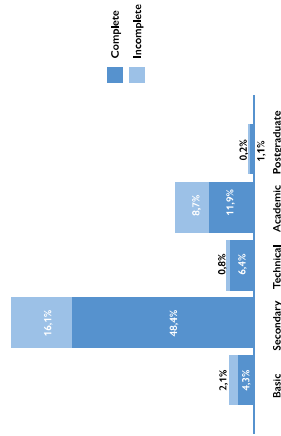
III. EDUCATION AND EMPLOYMENT PROFILE

TUMBES

BASIC EDUCATION

48.4% of the population surveyed at their entry into the country in CEBAF Tumbes indicated that they had completed the secondary education; 16.1% on the other hand, has not finished the secondary level. A smaller percentage, 4.3%, have completed the primary level while 2.1% have not.

GRAPH 9: LEVEL OF STUDIES ACHIEVED FROM THE PEOPLE SURVEYED IN TUMBES



HIGHER EDUCATION

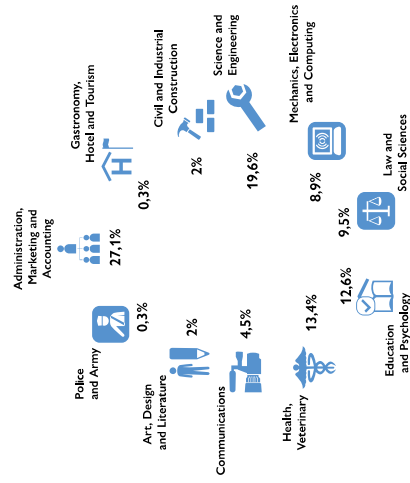
19.6% of the total number of people surveyed have completed higher education, where 13.2% have completed the university while 6.4% have completed technical studies.

Likewise, it was observed that 9.5% of respondents had left Venezuela without completing their higher education. From this surveyed group, 82.9% have 18 to 29 years old.

CAREERS

29.1% of the people surveyed have completed and not finished higher education. From this group, the most studied careers are Administration, Marketing and Accounting (27.1%), Sciences and Engineering (19.6%), Health and Veterinary (13.4%), Education and Psychology (12.6%), Law and Social Sciences (9.5%), and Mechanics, Electronics and Computing (8.9%). The careers with a lower percentage were Communications (4.5%), Civil and Industrial Construction (2%), Art, Design and Literature (2%), Gastronomy, Hospitality and Tourism (0.3%), and Police and Army. (0.3%).

GRAPH 10: EDUCATION PROFILE OF THE PEOPLE SURVEYED IN TUMBES

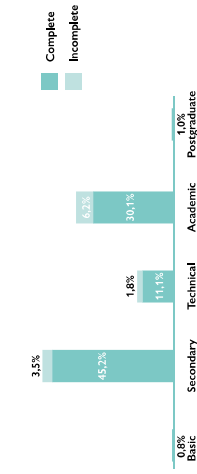


TACNA

BASIC EDUCATION

43.2% of the people surveyed at their exit from the country through Tacna, have completed secondary education, while 3.5% have not finished it before leaving Venezuela.

GRAPH 11: LEVEL OF STUDIES ACHIEVED FROM THE PEOPLE SURVEYED IN TACNA



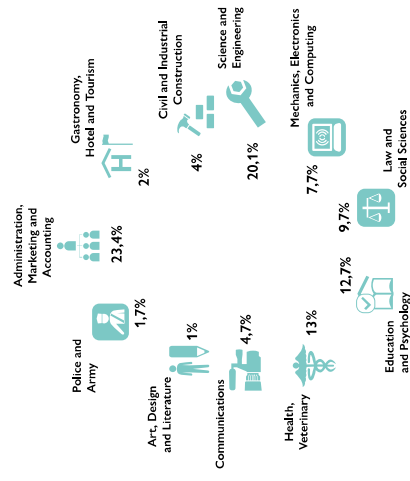
HIGHER EDUCATION

42% of the respondents have completed higher education: 31.9% have finished the university and 11.1% have finished technical studies. Likewise, approximately 8.2% of the people surveyed had not completed higher education before starting the trip outside of Venezuela.

CAREERS

The most studied careers by the people surveyed that left the country through Tacna, regardless finishing a higher education degree, were: Administration, Marketing and Accounting (23.4%), Sciences and Engineering (20.1%), Health and Veterinary (13%), Education and Psychology (12.7%), Law and Social Sciences (9.7%), and Mechanics, Electronics and Computing (7.7%). The less studied careers were Communications (4.7%), Civil and Industrial Construction (4%), Art, Design and Literature (1%), Gastronomy, Hotels and Tourism (2%), and Police and Army. (1.7%).

GRAPH 12: EDUCATION PROFILE OF THE PEOPLE SURVEYED IN TACNA

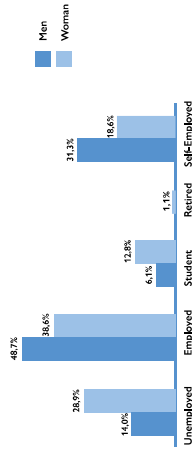


EMPLOYMENT STATUS IN VENEZUELA

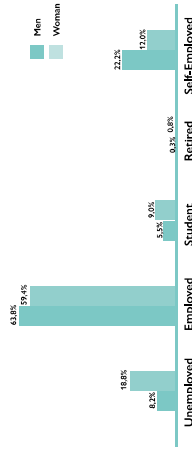
TUMBES

Before leaving Venezuela, 70% of people surveyed were employed: 44% worked dependently, while 26% were self-employed. 20.5% of the respondents were unemployed, 9% were studying and less of 1% were retired. From the total number of the people surveyed that were employed in Venezuela, 65% are men and 35% women.

GRAPH 13: EMPLOYMENT STATUS BASED ON SEX FROM THE PEOPLE SURVEYED IN TUMBES



GRAPH 14: EMPLOYMENT STATUS BASED ON SEX FROM THE PEOPLE SURVEYED IN TACNA



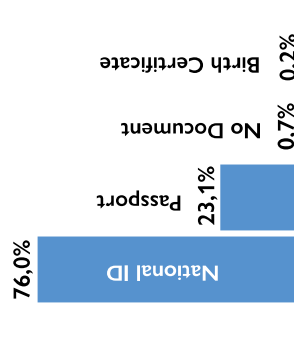
TUMBES

During the data collection dates, 76% of the people surveyed at the entry to Peru indicated using national ID to cross border. The second most used document, with a lower percentage, was the passport, used by 23.1% of the respondents. Less than 1% confirmed not having any travel documents.

On the other hand, at the time to be asked about the migration status obtained during their transit through Ecuador, 95% of the respondents indicated that they were granted a tourist visa at their entry, 1.8% have requested for refuge and less than 1% had an irregular migratory status.

Additionally, the respondents indicated that they will carry out any of the following forms of migratory regularization in Peru: 56.9% will request refuge, 29.5% seek to obtain a work visa and 5.3% do not know what procedure to take for the moment. Likewise, 6.8% indicated that they won't apply for any migratory status due to Peru is a country of transit for them.

GRAPH 15: DOCUMENTS OF THE PEOPLE SURVEYED IN TUMBES

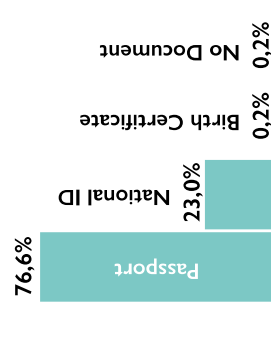


TACNA

Unlike the results in Tumbes, the people surveyed at their exit of Peru through Tacna, 76.6% used their passport as a travel document. 23% used their national ID to cross the border and less than 1% indicated not having travel documents.

In relation to the migratory status that they obtained during its transit through Peru, 49.7% of respondents had a tourist visa. However, 40.2% had or applied for the Temporary Permit of Permanence (PTP), and 7.1% applied for refuge.

GRAPH 16: DOCUMENTS OF THE PEOPLE SURVEYED IN TACNA



Venezuelans at CEBAF Tumbes | © IOM Peru 2019

V. MIGRATORY ROUTE

1. JOURNEY START POINT

TUMBES

The Venezuelan population surveyed in Tumbes have started their journey from the state of Caracas-Distrito Capital (12.4%), Zulia (10.2%), Aragua (8.6%) and Carabobo (8.3%). To a lesser extent, some respondents started their trip from the states of Yaracuy (8.2%), Lara (7.1%) and Táchira (6.3%), southern border with Colombia. The other 38.9% departed from one of the remaining 18 states in Venezuela.

TACNA

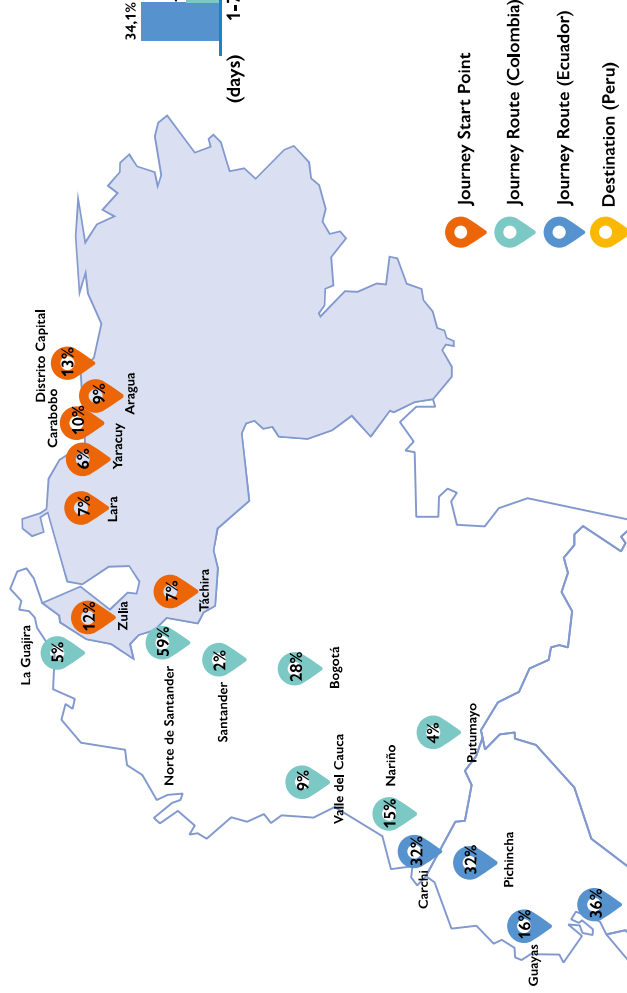
From the surveyed population at the southern border of Peru, 17.1% started their trip from the state of Zulia, 13.9% began their journey from the state of Caracas (District Capital) and 12.6% departed from Carabobo. On the other hand, 9.6% started their trip from Aragua, 7.2% from Táchira and 6.7% from Lara. The rest of the respondents (32.9%) have started their trip in some of the other Venezuelan states.

2. JOURNEY ROUTE

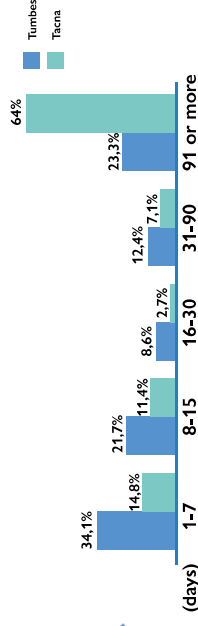
After starting their trip from Venezuela, the people surveyed continued their route towards the southern region. The main transit point in Colombia was Norte de Santander (59.3%) and the most frequent city was Cúcuta, due it is closer to the border. Likewise, the people surveyed indicated that they had traveled through Bogotá (27.7%) and City of Nariño (14.9%). In a lower percentage, they traveled through the city of Cali, in the department of Valle del Cauca (8.6%), by La Guajira (5.4%), Putumayo (4.1%) and Santander.

Continuing with the trip through Ecuador, the most transited provinces were El Oro (35.8%) on the southern border with Peru, by Pichincha (32.5%), Carchi (31.6%) and Guayas (16.2%), through the cities of Huaquillas, Quitoto, Tulcán and Guayaquil.

During the data collection, the population surveyed in Tacna have traveled through the following cities: Tumbes (20.2%), Piura (2%), Lambayeque (2%), La Libertad (2.2%), Lima (40%), Ica (1%) and Arequipa (1.8%).



GRAPH 17: JOURNEY LENGTH



3. PLACES OF DESTINATION

TUMBES

At the country level, among the main destinations chosen by the people surveyed at the CEBAF Tumbes are, mostly, Peru (83%), Chile (14.8%) and Argentina (1.2%) as destination.

Peru, destination country: The people surveyed who entered the country through Tumbes, have indicated the following Peruvian cities as their destinations: Lima (59%), La Libertad (6%), Piura (3%), Lambayeque (3%), Ica (2%), Arequipa (2%) and Ancash (2%).

TACNA

On the other hand, at the PCF of Tacna, the respondents indicated that their destination country were Chile (87.1%) and Argentina (10.3%). It should be noted that 1.5% of the people surveyed at the southern border have not figured out the destination of their journey.

Similarly, at the southern border of Peru, the people who indicated that their destination country were Chile and Argentina, 57% would go to the Metropolitan Region of Santiago, 5% to Valparaíso, 3.7% to Biobío, 3.2% to Maule, 2.7% to the region of Arica and Parícuta, and 8.9% would go to Buenos Aires. The rest of the respondents would go to the regions of Antofagasta, Tarapacá, Aysén, Coquimbo, Los Lagos, O'Higgins, Mendoza.



4. TRAVELLING GROUP

TUMBES

53% of the population surveyed in Tumbes specified that they were traveling with a family group, and 16% indicated that they were traveling with a not family-related group. 34.4% of respondents were traveling alone (22.7% men and 11.7% women). Regarding the travel length, 14.8% of respondents began their trip between 1 to 7 days before arriving to CEBAF – Tumbes.

TACNA

On the other hand, the Venezuelans that leave the country through the southern border (Tacna) travel alone (47%) since their departure in Venezuela (31.9% are men, while 15.1% are women). Additionally, people stated that they traveled with a family group (41.5%) or with a not family-related group (12.1%). In addition, 55.8% of respondents took 1 to 15 days (from Venezuela) to arrive at the PCF in Tacna.

5. UPCOMING DESTINATION

TUMBES

At their entry through Tumbes, 70.7% of respondents indicated that they would take a direct route to their destination city. The others said that, before reaching their destination, they would pass through the cities of Lima (13.3%), Piura (4.5%), La Libertad (2.5%) or Lambayeque (1.8%). Likewise, 5.9% of respondents have not figured out the destination of their journey.

TACNA

From the people surveyed in Tacna, 87.4% did not make any previous stop until reaching their destination, while 9.9% said that they would stop in the Metropolitan Region of Santiago before continuing their route.



Traveling with minors to CEBAF Tumbes | © IOM Peru, 2019

VI. PLACE OF STAY DURING ROUTE

In the context of this report, it is understood as place of stay during route as the last location where the person has remained a minimum of thirty days.

TUMBES

Most of the people surveyed in Tumbes has traveled directly from Venezuela until their entry to Peru (70.6%). On the contrary, 29.4% of people who have stayed more than 30 days in a city, 17% has remained in Colombia and 12.4% in Ecuador before continuing their trip to Peru. The main cities of permanence were Bogotá (6.4%), Quito (3.6%), Guayaquil (5.1%), and others. The length of stay varies between 1 to 3 months (10.7%), 3 to 6 months (6.9%), 6 to 12 months (6.5%) and more than 1 year (5.5%).

Peru: Country of stay during route

In recent months, Peru has positioned itself as a country of stay during route and destination by Venezuelans in this part of the continent. According to their migratory route, 54.3% of the people who were leaving Peru through Tacna, has stayed more than 30 days in Peru. Of this percentage, the main cities of permanence are Lima (79.6%), La Libertad (6.2%), Ica (3.1%), Arequipa (2.5%), Lambayeque (1.9%), Tacna (1.9%), Piura (1.5%) and Junín (1.2%).

Also, it can be noted that of the respondents who stayed in Peru before leaving through Tacna, 78% has remained for more than 6 months, which 15.2% declared having a tourist visa.



Venezuelans at CEBAF Tumbes | © IOM Peru, 2019

VII. SAFETY

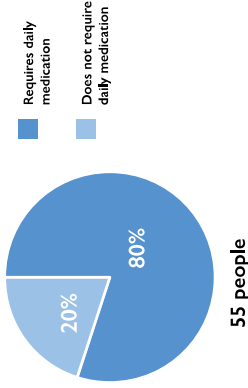
IDENTIFIED POPULATION IN VULNERABILITY SITUATIONS

- Health Status

TUMBES

From the people surveyed in Tumbes, 4.5% (55 people) indicated suffering any chronic illness or disability; of this percentage, 80% required daily medication.

GRAPH 18: PEOPLE SURVEYED IN TUMBES THAT REQUIRE DAILY MEDICATION

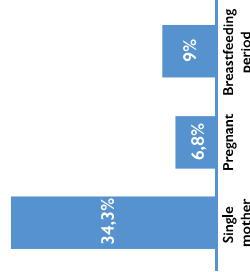


- Women with special care needs

TUMBES

From the women surveyed in Tumbes, 34.3% indicated to be a single mother, 6.8% are pregnant (37 cases) while 9% (50 cases) are within their breastfeeding period.

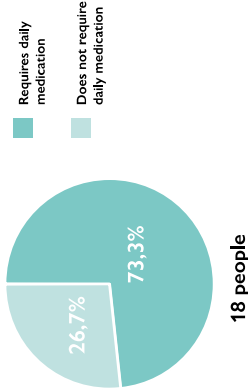
GRAPH 20: WOMEN WITH SPECIAL CARE NEEDS SURVEYED IN TUMBES



TACNA

Similarly, at the PCF in Tacna, 18 people (3%) indicated suffering chronic illness or disability; of this percentage, 73.3% required daily medication.

GRAPH 19: PEOPLE SURVEYED IN TACNA THAT REQUIRE DAILY MEDICATION

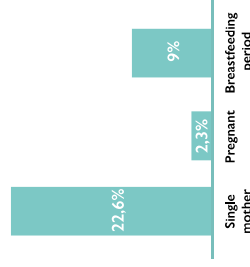


- Women with special care needs

TACNA

In the case of the women surveyed in Tacna, 22.6% indicated being a single mother. On the other hand, 2.3% stated to be pregnant (6 cases) and 9% (24 cases) indicated that they were within their breastfeeding period.

GRAPH 21: WOMEN WITH SPECIAL CARE NEEDS SURVEYED IN TACNA

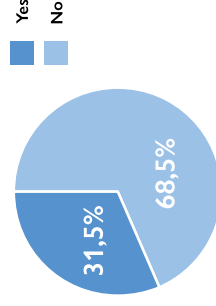


- Access to food

TUMBES

At their entry to Peru through Tumbes, 68.5% of the people surveyed indicated that they do not have access to food. Additionally, the respondents who could access to daily food, 54.6% said they could afford it for a period of 1 to 2 days.

GRAPH 22: ACCESS TO FOOD OF THE PEOPLE SURVEYED IN TUMBES

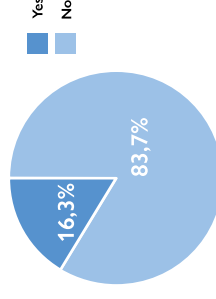


LABOR RISKS DURING ROUTE

TUMBES

Of the population surveyed at the northern border, 16.3% had suffered some type of work fraud during the journey, paying them less than established or nothing (11% men and 5.2% women). The main countries where they were scammed were Colombia (58%) and Ecuador (37%). 83.7% didn't experience any work scam during their trip, receiving fair payment

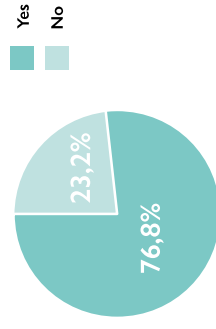
GRAPH 24: PEOPLE SURVEYED IN TUMBES THAT WERE SCAMMED DURING ROUTE



TACNA

On the contrary, at the southern border, from the people surveyed, only 23.2% did not have access to food. Of the people who could access to daily food, 19.7% could afford it for a period of 1 to 2 days.

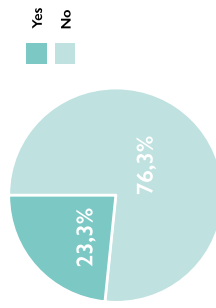
GRAPH 23: ACCESS TO FOOD OF THE PEOPLE SURVEYED IN TACNA



TACNA

At the PCF Tacna, 76.3% of the people surveyed did not have any labor concerns during their journey; however, 23.3% have suffered some type of workplace fraud during route, paying them less than established or nothing at all (14% men and 9% women). Most of them have been cheated during their transit through Peru (75%), Ecuador (16%) and Colombia (9%).

GRAPH 25: PEOPLE SURVEYED IN TACNA THAT WERE DECEIVED DURING ROUTE

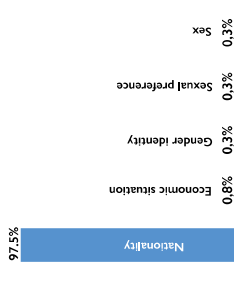


DISCRIMINATION DURING ROUTE

TUMBES

Of the people surveyed in Tumbes, 29.9% had experienced discrimination in some cities during their journey, mainly in Colombia or Ecuador. From most respondents, the causes of discrimination were based on their nationality (97.5%), economic situation (0.8%) identity or gender (0.3%), sex (0.3%) and/or sexual preference (0.3%).

GRAPH 26: PEOPLE SURVEYED IN TUMBES THAT SUFFERED DISCRIMINATION DURING ROUTE

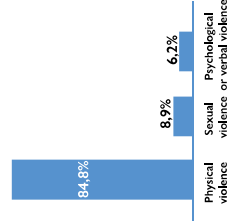


VIOLENCE BASED ON GENDER

TUMBES

During the entire journey, 9.1% of the Venezuelan surveyed at the northern border (Tumbes) stated that they had knowledge of some incident based on gender violence, being physical violence (84.8%), sexual violence (8.9%) and verbal or psychological violence (6.2%) the main ones.


GRAPH 28: PEOPLE SURVEYED IN TUMBES THAT HAD KNOWLEDGE ABOUT CASES OF VIOLENCE BASED ON GENDER



TACNA

From the people surveyed in Tacna, 37.5% had suffered some type of discrimination during their trip, mostly in Peru. The main reasons were based on their nationality (94.2%), economic situation (3.6%) and sex (1.3%).

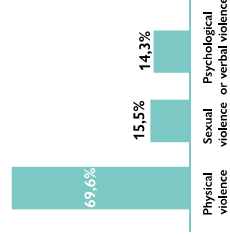
GRAPH 27: PEOPLE SURVEYED IN TACNA THAT SUFFERED DISCRIMINATION DURING ROUTE



TACNA

From the total number of the people surveyed in Tacna, 28.2% had knowledge of any incident of violence based on gender, being physical violence (69.6%), sexual violence (15.5%) and verbal/psychological violence (14.3%) the main ones.

GRAPH 29: PEOPLE SURVEYED IN TACNA THAT HAD KNOWLEDGE ABOUT CASES OF VIOLENCE BASED ON GENDER



ACCESS TO SERVICES AND INSTITUTIONAL SUPPORT

TUMBES

Regarding access to health during their journey, 27.4% of respondents in Tumbes claimed to have had access to this service for themselves or their family.

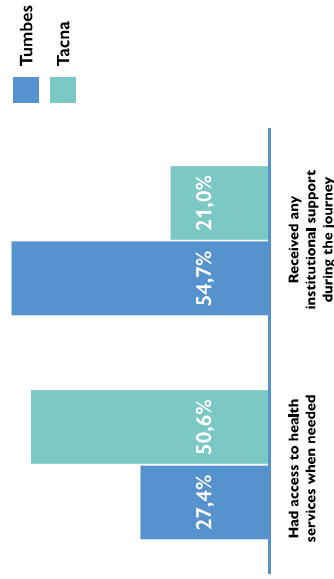
On the other hand, 54.7% had received some type of institutional support during their trip, mainly from NGOs (25%), international organizations (19.9%), church (7.1%) and governments (2.2%). The main aid received were food (38.1%), health promotion and prevention (17.9%), and others.

TACNA

From the people surveyed in Tacna, 50.6% had access to health services during their when needed.

Similarly, 21% of respondents have received some type of institutional support during their trip. Of this percentage, 38.6% received support from international organizations, NGOs 27.7%, governments 12.9%, church 5.9%. Also, 13.9% indicated to not remembering which institution gave them support. The main aid received were food (55.7%), health promotion and prevention (27%), and cleaning kits or clothing (5.7%).

GRAPH 30: ACCESS TO SERVICES AND INSTITUTIONAL SUPPORT DURING THE JOURNEY OF THE PEOPLE SURVEYED



MAIN NEEDS OF THE PEOPLE SURVEYED

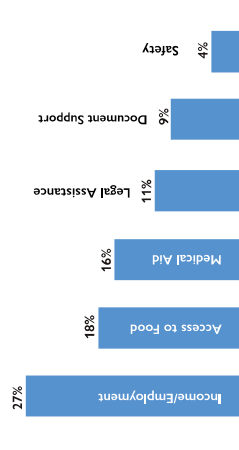
TUMBES

Among their priorities, 27% of the population surveyed in Tumbes said that their main need is related to the income/employment, followed by access to food (18%), medical assistance (16%), legal assistance (11%) and document assistance (9%), among others. Also, 4% considered safety as a fundamental need.

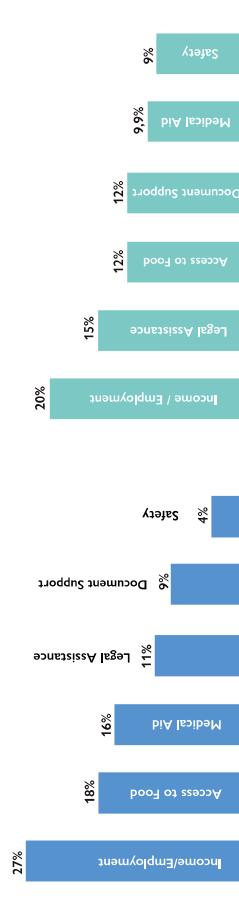
TACNA

From the people surveyed in Tacna, 20% expressed that their main need was income/employment, followed by legal assistance (15%), access to food (12%), document assistance (12%), medical aid (9.9%), Also, 9% considered safety as a fundamental need.

GRAPH 31: MAIN NEEDS OF THE PEOPLE SURVEYED IN TUMBES



GRAPH 32: MAIN NEEDS OF THE PEOPLE SURVEYED IN TACNA



Venezuelans at CEBAF Tumbes | © IOM Peru 2019

VIII. TRAVELING GROUPS WITH MINORS

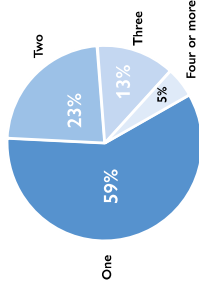
From the people surveyed at CEBAF Tumbes, three out of ten people (27%) stated to be the representative of the traveling groups with minors.

The women surveyed were more likely to travel with a minor than men (38% vs. 19%).

The traveling groups with minors were 337, of which 41% were traveling with two or more children or adolescents.



GRAPH 33: TRAVELING GROUPS WITH MINORS



DESTINATION

83% of traveling groups with children and adolescents have their destination in Peru. Chile is the second destination country for these groups of migrants (16.6%).

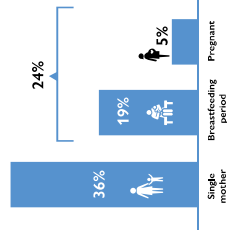
In Peru, the main places of destination are Lima and Callao (70%), 18% mentioned some city of the northern coast.

CHARACTERISTICS OF THE PEOPLE SURVEYED

In most cases (94%), the person surveyed has identified itself as the representative of the traveling group.

The average age of these group representatives was 28 years old, which 60% of the cases was a woman. Some of these women had special care needs when they were pregnant (5%) or breastfeeding (19%). A third (36%) of them identified themselves as single mothers.

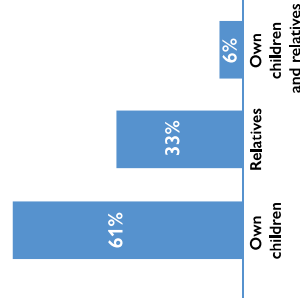
GRAPH 34: WOMEN WITH SPECIAL CARE NEEDS (IN CHARGE OF A TRAVELING GROUP WITH MINORS)



RELATIONSHIP

The main relationship that minors had with the representative of their travel group was as daughters or sons. However, 39% of the travel groups had minors whose relationship was as direct family, relatives or without any relationship at all.

GRAPH 35: RELATIONSHIP WITH MINORS



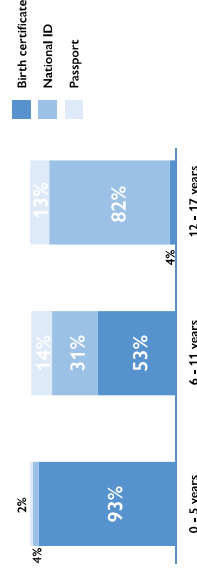
IDENTITY

The birth certificate was the predominant identification document for minors, especially in ages between 0 and 5 years old.

The national ID is used by a third of the children between 6 to 11 years old, but much more used by teenagers (82%). The possession of passport is low, representing 7.7% of minors.

The non-possession of identity documents was observed in 1.5% of the minors (8 cases), the majority with ages between 6 - 11 years old. There was a case of a minor whose guardian did not have documents either.

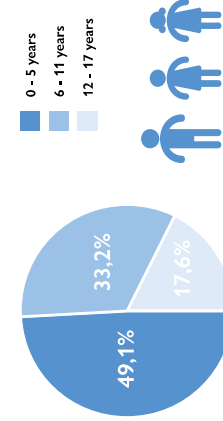
GRAPH 38: DOCUMENTS USED TO ENTER PERU



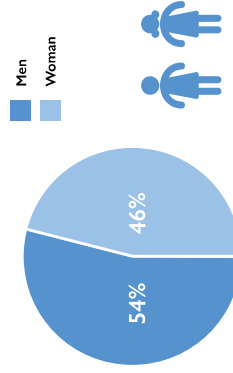
PROFILE OF CHILDREN AND ADOLESCENTS

Almost half of the minors who entered Peru were less than 5 years old (49,1%), a third of them were between 6 to 11 years old, while the adolescents from 12 to 17 years old represented 17,6%. The proportion of men (54%) was higher than women (46%).

GRAPH 36: AGE GROUPS



GRAPH 37: SEX



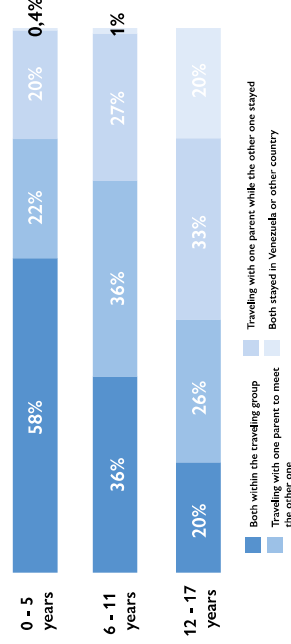
FAMILY UNITY

Overall, 44% of minors that entered Peru with both parents, 27% did so with one of them and they will meet with the other at their destination, reuniting the family nucleus.

For 27% of the minors, the trip meant separating them from one of their parents; while for 4% both parents stayed in Venezuela or other countries.

For more than half of the adolescents, the migratory journey has broken their family nucleus.

GRAPH 38: WHERE ARE THE PARENTS OF THE MINORS?



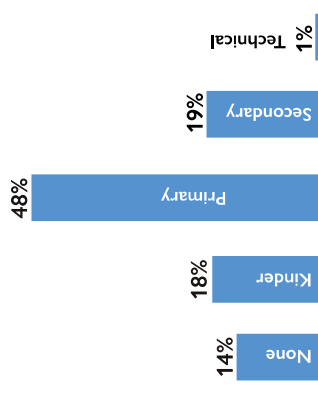
EDUCATION

Most of children and adolescents between 3 and 17 years old attended some level of education.

Most of them attended some grade of primary school (48%). At the preschool and secondary levels, the proportions were similar.

Overall, 14% did not attend any level of education.

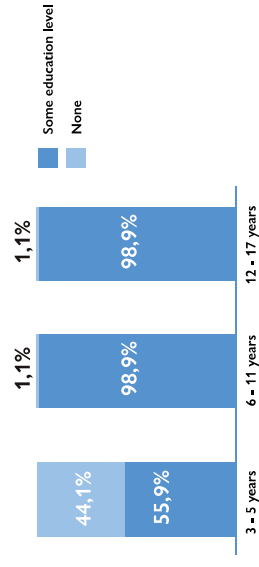
GRAPH 39: DISTRIBUTION OF CHILDREN AND ADOLESCENTS 3 - 17 YEARS OLD ACCORDING TO EDUCATIONAL LEVEL ACHIEVED



Most of children between the ages of 6 and 11 years old, and adolescents aged from 12 to 17 years old, have reached some level of education.

Another scenario occurs with children between 3 and 5 years old, in which four out of ten still did not have access to basic education.

GRAPH 40: EDUCATION LEVEL ACHIEVED BASED ON AGE



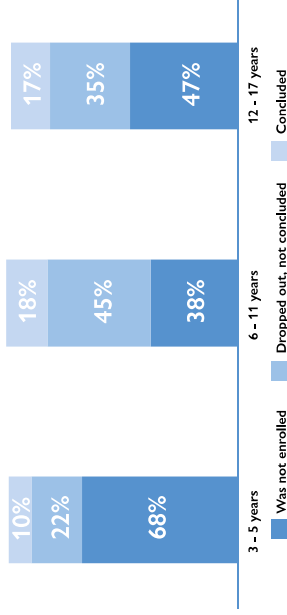
Venezuelan childrens at CEBAF Tumbes | © UNICEF Peru 2019

EDUCATION

This section analyses the school enrollment of this academic year and its results.

Almost half of the children and adolescents were not enrolled in any school. Just over a third had to dropped out their education and only 15% have completed the school year.

GRAPH 41: TRAJECTORY DURING THE LAST SCHOOL YEAR

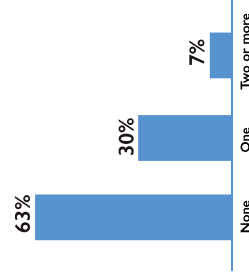


EMOTIONAL CHANGES DURING JOURNEY

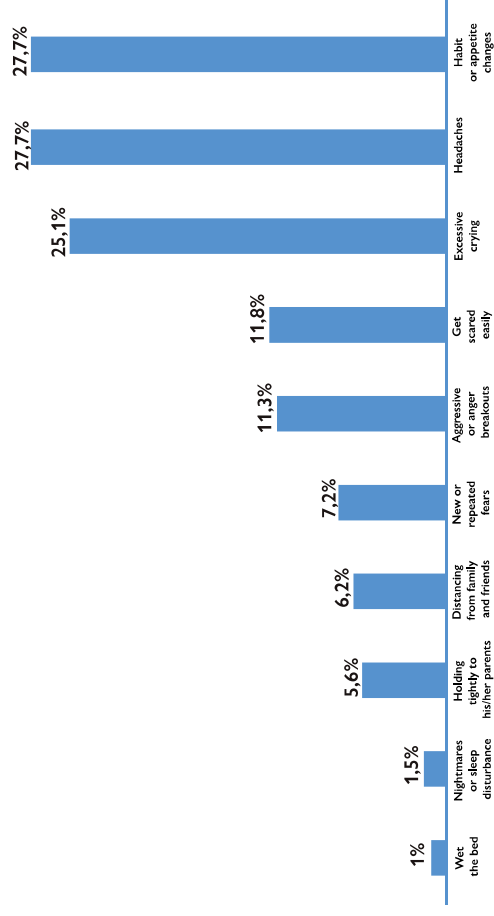
37% of children and adolescents presented emotional changes during the migratory journey. The three most frequent alterations were appetite or eating habits (27.7%), headaches (27.7%) and excessive crying (25.1%).

In children under two years old, the third most frequent change was the fear of getting scared easily, whereas in adolescents (12 to 17 years old) presented a frequent a strong anger or aggressive breakouts.

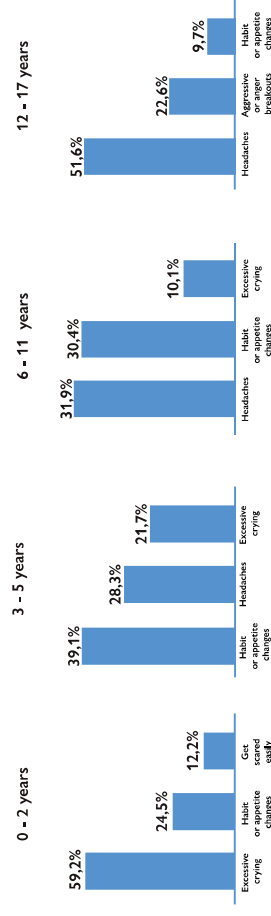
GRAPH 42: NUMBER OF EMOTIONAL CHANGES



GRAPH 43: MOST FREQUENT EMOTIONAL CHANGES IN MINORS



GRAPH 44: MOST FREQUENT EMOTIONAL CHANGES BASED ON AGE



XII. ADDITIONAL CONSIDERATIONS AND CONCLUSIONS

Through the fifth round of the DTM it has been possible to identify, in both Tumbes and Tacna, a greater representation of men than women from the total number of people surveyed. Most of the Venezuelan are young and within the productive age, being a continuous trend since the beginning of the flow monitoring of the Venezuelan population in Peru.

Before leaving Venezuela, most of the respondents were self-employed or worked dependently, the percentage of men is greater than women.

On average, one third of the people surveyed during the data collection has completed higher education; however, evidence has been found of people who had to dropped out their education to start their trip outside of Venezuela.

Even though the passport is an important document when crossing borders, most of the people surveyed in Tumbes used their national ID. In Tacna, for the Venezuelan population that is leaving the country, the situation is different, approximately one third of the people surveyed used the passport as an identification document. Regarding the migratory status obtained in Peru, 40.2% of respondents in Tacna indicated that they obtained or were processing the Temporary Permit of Permanence during their stay in the country.

When consulted in Tumbes, more than half of the people indicated that they were traveling with their group family, in many cases accompanied by minors; On the other hand, one third of the people traveled alone. This percentage increases in the southern border of the country where was found that almost half of the respondents are traveling alone.

Peru consolidates itself as a country of transit as well as a country of permanence. According to the information collected in Tumbes, the main destination cities in Peru are Lima, La Libertad, Piura, Lambayeque, Ica, Ancash and Arequipa. Likewise, it can be corroborated that, as the data in Tacna indicates, 54.3% of the people who are leaving Peru through Tacna, stayed more than 30 days, living in some city of the country.

In accordance with the fieldwork that IOM Peru carried out for the development of this fifth round and the daily observation made by specialists of the organization working in the field; a high percentage of Venezuelans who arrive in Peru through the northern border (Tumbes) are in situation of vulnerability and need assistance to cover their basic needs such as access to food, health and hygiene, temporary accommodation and transportation to their destination cities.

Also, according to the field work made in Tacna, it is important to point out that in the southern border of the country there has been an increase in the migratory flow of the Venezuelan population that intends to enter Chile, being disinformation in the procedures and meeting the necessary requirements to entry Chile, one of the main problems of the Venezuelan population at that border. In addition, there was an increase in the number of people in vulnerable situations and minors in the travel groups.

It is necessary to implement new strategies of integration, protection and support against anti-migratory and gender-based violence cases, because, despite efforts to integrate and protect the Venezuelan population in host countries, a third of the people entering and leaving Peru have reported suffering some type of discrimination during their journey, mainly based on their nationality. Likewise, in the southern border of Peru, a third of the Venezuelan population reported having had knowledge of cases of gender violence during their route.



Goodbye to the school: The migration trip would have meant for children and adolescents to sacrifice their education since more than half could not enroll or finish the last school year, being the group of 6-11 years the most affected (63 %).

Between caring and taking care of yourself: Within the group of women who self-identified as responsible for the care of minors, a significant proportion (24%) requires special care because they are pregnant or breastfeeding. While, more than a third of the responsibility of taking care of minors rests on the case that most women are single mothers.

When parents are not around: Minors who migrated to Peru leaving both parents, are at greater risk of being victims of violence in all its forms, being sexual and labor exploitation the most urgent. These greater risks fall in one out of five teenage migrants.

Emotional needs also matter: Minors would be paying high emotional costs due to migration, reflected in strong emotional changes since they left their homes. This emotional cost would be explained mainly by the conditions of the trip, the rupture of the family nucleus, the loss of their networks of friends from the school and neighborhood, among other facts.



FINANCED BY:



International Organization for Migration
Calle Miguel Seminario 320, 14th floor, San Isidro
Lima — Peru
Telf. +51 (1) 633-0000
iomperudtm@iom.int
peru.iom.int
www.globaldtm.info/es/peru