



International Organization for Migration (IOM)  
The UN Migration Agency

# ENABLING A BETTER UNDERSTANDING OF MIGRATION FLOWS (AND ITS ROOT-CAUSES) FROM NIGERIA TOWARDS EUROPE

## FINAL REPORT

### DISPLACEMENT TRACKING MATRIX (DTM)

MAY 2018



© IOM 2018

A study funded by



Ministry of Foreign Affairs of the  
Netherlands

International Organization for Migration

Geneva, Switzerland

May 2018

**FINAL REPORT: ENABLING A BETTER UNDERSTANDING OF MIGRATION FLOWS (AND ITS ROOT-CAUSES)  
FROM NIGERIA TOWARDS EUROPE.**

*This report is part of the outputs of the last phase of IOM's project implementation on data collection to enable a better understanding of migration flows from Afghanistan, Ethiopia, Iraq, Nigeria, Pakistan and Somalia towards Europe, a collaborative effort by the DTM support team and relevant IOM field missions funded by the Dutch Ministry of Foreign Affairs. The findings, interpretations and conclusions expressed herein do not necessarily reflect the views of IOM or its Member States. The designations employed and the presentation of material throughout the work do not imply the expression of any opinion whatsoever on the part of IOM concerning the legal status of any country, territory, city or area, or of its authorities, or concerning its frontiers or boundaries.*

**For further information, please contact:**

**DTM Support Team**

**Email: [dtmsupport@iom.int](mailto:dtmsupport@iom.int)**

# TABLE OF CONTENTS

LIST OF FIGURES .....	6
LIST OF ABBREVIATIONS .....	9
EXECUTIVE SUMMARY .....	10
Thematic Area 1 – Migrant Profiles.....	10
Thematic Area 2 – Migration Drivers & Decision-Making .....	10
Thematic Area 3 – Challenges and Related Vulnerabilities .....	12
Thematic Area 4 – The Role of Intermediaries .....	13
Thematic Area 5 – Migrant Perceptions of Europe .....	13
Thematic Area 6 – Migrant Choices and Options .....	15
1. INTRODUCTION .....	16
1.1 Problem statement, research questions, and objectives .....	16
1.2 Background on migration from Nigeria.....	17
1.3 METHODOLOGICAL FRAMEWORK .....	18
1.3.1 Limitations .....	19
1.4 Structure of the study .....	19
2. THEMATIC AREA 1 – MIGRATION PROFILE OF NIGERIA .....	20
2.1 Nigerian nationals leaving their home country .....	20
2.2 Nigerian nationals in transit in Niger .....	21
2.3 Nigerian nationals in transit in Libya.....	22
2.4 Nigerian nationals in transit in Greece.....	23
2.5 Nigerian nationals in the Netherlands .....	24
2.6 Nigerian returnees .....	25
HIGHLIGHTS: Profiles of Nigerian migrants .....	27
3. THEMATIC AREA 2 – MIGRATION DRIVERS AND DECISION MAKING .....	27
3.1 Nigerian nationals leaving their home country .....	28
3.2 Nigerian nationals in transit in Niger .....	30
3.3 Nigerian nationals in transit in Libya.....	33
3.4 Nigerian nationals in transit in Greece.....	36
3.5 Nigerian nationals in the Netherlands .....	39

3.6	Nigerian returnees .....	42
	HIGHLIGHTS: Migration drivers and decision making among Nigerian migrants .....	45
4.	THEMATIC AREA 3 – CHALLENGES AND RELATED VULNERABILITIES .....	46
4.1	Nigerian nationals leaving their home country .....	46
4.2	Nigerian nationals in transit in Niger .....	47
4.3	Nigerian nationals in transit in Libya.....	49
4.4	Nigerian nationals in transit in Greece.....	50
4.5	Nigerian nationals in the Netherlands .....	51
4.6	Nigerian returnees .....	52
	HIGHLIGHTS: Challenges and related vulnerabilities .....	53
5.	THEMATIC AREA 4 – THE ROLE OF INTERMEDIARIES .....	54
5.1	Nigerian nationals leaving their home country .....	54
5.2	Nigerian nationals in transit in Niger .....	56
5.3	Nigerian nationals in transit in Libya.....	57
5.4	Nigerian nationals in transit in Greece.....	59
5.5	Nigerian nationals in the Netherlands .....	61
5.6	Nigerian returnees .....	63
	HIGHLIGHTS: The role of intermediaries for Nigerian migrants .....	64
6.	THEMATIC AREA 5 – MIGRANT PERCEPTIONS TOWARDS EUROPE.....	65
6.1	Nigerian nationals leaving their home country .....	65
6.2	Nigerian nationals in transit in Niger .....	69
6.3	Nigerian nationals in transit in Libya.....	72
6.4	Nigerian nationals in transit in Greece.....	76
6.5	Nigerian nationals in the Netherlands .....	79
6.6	Nigerian returnees .....	82
	HIGHLIGHTS: Perceptions of Europe among Nigerian migrants .....	86
7.	THEMATIC AREA 6 – MIGRANT CHOICES & OPTIONS.....	88
7.1	Nigerian nationals leaving their home country .....	88
7.2	Nigerian nationals in transit in Niger .....	89
7.3	Nigerian nationals in transit in Libya.....	90
7.4	Nigerian nationals in transit in Greece.....	91
7.5	Nigerian nationals in the Netherlands .....	92

7.6 Nigerian returnees .....	93
HIGHLIGHTS: Migration choices & options for Nigerian migrants .....	95
CONCLUSIONS .....	96
Thematic Area 1 – Migrant Profiles.....	96
Thematic Area 2 – Migration Drivers & Decision-Making .....	97
Thematic Area 3 – Challenges and Related Vulnerabilities .....	98
Thematic Area 4 – The Role of Intermediaries .....	99
Thematic Area 5 – Migrant Perceptions of Europe.....	100
Thematic Area 6 – Migrant Choices and Options .....	101
REFERENCES .....	103

## LIST OF FIGURES

Figure 1: Education levels of Nigerian potential migrants, in per cent .....	21
Figure 2: Education levels of Nigerian nationals transiting in Niger, in per cent .....	22
Figure 3: Education levels of Nigerian nationals transiting in Libya, in per cent .....	23
Figure 4: Education levels of Nigerian nationals transiting in Greece, in per cent .....	24
Figure 5: Education levels of Nigerian nationals in the Netherlands, in per cent.....	25
Figure 6: Countries of return for Nigerian returnees, in per cent.....	26
Figure 7: Return types of Nigerian returnees, in per cent.....	26
Figure 8: Education levels of Nigerian returnees, in per cent.....	27
Figure 9: Reason 1 for Nigerian potential migrants to leave origin country for Europe, in per cent.....	28
Figure 10: Main triggers for the migration of Nigerian potential migrants, in per cent .....	29
Figure 11: Reason 1 for Nigerian nationals transiting in Niger to leave their country of origin for Europe, in per cent.....	31
Figure 12: Main triggers for the migration of Nigerian nationals transiting in Niger, in per cent .....	32
Figure 13: Reason 1 for Nigerian nationals transiting in Libya to leave their country of origin for Europe, in per cent.....	34
Figure 14: Main triggers for the migration of Nigerian nationals transiting in Libya, in per cent .....	35
Figure 15: Reason 1 for Nigerian nationals transiting in Greece to leave origin country for Europe, in per cent.....	37
Figure 16: Main triggers for the migration of Nigerian nationals transiting in Greece, in per cent .....	38
Figure 17: Reason 1 for Nigerian nationals in the Netherlands to leave origin country for Europe, in per cent.....	40
Figure 18: Main triggers for the migration of Nigerian nationals in the Netherlands, in per cent .....	40
Figure 19: Reason 1 for Nigerian returnees to leave origin country for Europe, in per cent .....	43
Figure 20: Main trigger for the migration of Nigerian returnees, in per cent .....	44
Figure 21: Expected Problem 1 among Nigerian potential migrants, in per cent.....	47
Figure 22: Problem 1 among Nigerians in Niger, in per cent.....	48
Figure 23: Problem 1 among Nigerians in Libya, in per cent .....	49
Figure 24: Problem 1 among Nigerians in Greece, in per cent .....	51
Figure 25: Problem 1 among Nigerians in the Netherlands, in per cent .....	52
Figure 26: Problem 1 among Nigerians returnees, in per cent.....	53
Figure 27: Intention to use a migration facilitator among Nigerian potential migrants, in per cent.....	55
Figure 28: First contact with the migration facilitator among Nigerian potential migrants, in per cent ...	55
Figure 29: Use of a migration facilitator among Nigerian nationals transiting in Niger, in per cent .....	56
Figure 30: First contact with the migration facilitator among Nigerian nationals transiting in Niger, in per cent.....	57
Figure 31: Use of a migration facilitator among Nigerian nationals transiting in Libya, in per cent.....	58
Figure 32: First contact with the migration facilitator among Nigerian nationals transiting in Libya, in per cent.....	58
Figure 33: Use of a migration facilitator among Nigerian nationals transiting in Greece, in per cent.....	60

Figure 34: First contact with the migration facilitator among Nigerian nationals transiting in Greece, in per cent.....	60
Figure 35: Use of a migration facilitator among Nigerian nationals in the Netherlands, in per cent .....	62
Figure 36: First contact with the migration facilitator among Nigerian nationals in the Netherlands, in per cent.....	62
Figure 37: Use of a migration facilitator among Nigerian returnees, in per cent .....	63
Figure 38: First contact with the migration facilitator among Nigerian returnees, in per cent.....	64
Figure 39: Use of a migration facilitator among Nigerian migrants (across stages), in per cent .....	65
Figure 40: Reason 1 for choice of intended destination country among Nigerian potential migrants, in per cent.....	66
Figure 41: Priority 1 upon arrival + Support 1 expected from host government + expected Problem 1 in the destination among Nigerian potential migrants, in per cent.....	67
Figure 42: Reason 1 for choice of intended destination country among Nigerian nationals transiting in Niger, in per cent.....	69
Figure 43: Priority 1 upon arrival + Support 1 expected from host government + Expected Problem 1 in the destination among Nigerians in Niger, in per cent.....	70
Figure 44: Reason 1 for choice of intended destination country among Nigerian nationals transiting in Libya, in per cent .....	73
Figure 45: Priority 1 upon arrival + Support 1 expected from host government + Expected Problem 1 in the destination among Nigerians in Libya, in per cent.....	74
Figure 46: Reason 1 for choice of intended destination country among Nigerian nationals transiting in Greece, in per cent .....	76
Figure 47: Priority 1 upon arrival + Support 1 expected from host government + Problem 1 in the destination among Nigerians in Greece, in per cent.....	77
Figure 48: Reason 1 for choice of intended destination country among Nigerian nationals in the Netherlands, in per cent .....	80
Figure 49: Priority 1 upon arrival + Support 1 expected from host government + Expected Problem 1 in the destination among Nigerians in the Netherlands, in per cent.....	80
Figure 50: Reason 1 for choice of intended destination country among Nigerian returnees, in per cent .	83
Figure 51: Priority 1 upon arrival + Support 1 expected from host government + Expected Problem 1 in the destination among Nigerian returnees, in per cent .....	83
Figure 52: Expected support received from host government among Nigerian migrants, in per cent .....	87
Figure 53: Knowledge of asylum procedure among Nigerian migrants (across stages, in per cent) .....	88
Figure 54: Known legal options for migration to Europe among Nigerian potential migrants, in per cent	89
Figure 55: Known legal options for migration to Europe among Nigerian nationals transiting in Niger, in per cent.....	90
Figure 56: Known legal options for migration to Europe among Nigerian nationals transiting in Libya, in per cent.....	91
Figure 57: Known legal options for migration to Europe among Nigerian nationals transiting in Greece, in per cent.....	92
Figure 58: Known legal options for migration to Europe among Nigerian nationals in the Netherlands, in per cent.....	93

Figure 59: Known legal options for migration to Europe among Nigerian returnees, in per cent ..... 94  
Figure 60: Intention to migrate to Europe again among Nigerian returnees, in per cent..... 94  
Figure 61: Reasons for return among Nigerian returnees, in per cent ..... 95



## LIST OF ABBREVIATIONS

4MI	Mixed Migration Monitoring Mechanism Initiative
CMFS	Comprehensive Migration Flow Surveys
DTM	Displacement Tracking Matrix
ECOWAS	Economic Community of West African States
EPAM	European NGO Platform on EU Asylum and Migration Policy
EU	European Union
EUR	Euro (€)
FMP	Flow Monitoring Points
FMS	Flow Monitoring Surveys
IDP	Internally displaced person
IGAD	Intergovernmental Authority on Development
ILO	International Labour Organisation
IOM	International Organization for Migration
IPPR	Institute for Public Policy Research
MEDMIG	Unravelling the Mediterranean Migration Crisis
NBIC	National biometric identity card
NGO	Non-governmental organisation
PTSD	Post-traumatic stress disorder
RMMS	Regional Mixed Migration Secretariat
SNNPR	Southern Nations, Nationalities, and Peoples' Region
TIP	Trafficking in Persons
UCDP	Uppsala Conflict Data Program
UK	United Kingdom
UN DESA	United Nations Department of Economic and Social Affairs
UNDP	United Nations Development Programme
UNHCR	United Nations High Commissioner for Refugees
UNODC	United Nations Office on Drugs and Crime
US	United States
USD	United States Dollars (\$)

# EXECUTIVE SUMMARY

This report presents the main findings extrapolated from the analysis of data relating to the characteristics and experiences of Nigerian migrants before, in, on their way to, or upon return from Europe. The data was collected within the framework of IOM's Displacement Tracking Matrix (DTM). Specifically, the present analysis focused on six thematic areas: (1) socio-demographic profiles of migrants; (2) migration drivers and decision-making; (3) migrant challenges and related vulnerabilities in origin, transit, and destination countries; (4) the role of intermediaries; (5) migrants' perceptions of Europe; as well as (6) migrants' choices and options. These thematic areas were investigated at different stages of the migration journey of Nigerian migrants and in different country contexts: in Nigeria before migration, in transit countries (Niger, Libya, Greece), in a destination country (the Netherlands), and in Nigeria upon return from Europe.

## Thematic Area 1 – Migrant Profiles

With regards to the demographic profiles of Nigerians in their origin, transit, and destination countries as well as upon return, the following observations can be made. The respondents in this report were mainly young, single males. The average age of the Nigerian migrants varied in the different stages of the migration journey and ranged from 23 years (Nigerians in Niger) to 34 years (Nigerian returnees). Moreover, migrants more often report having an education than not, this could capabilities to migrate. Of the respondents that had no education, the majority still reported being able to read and write.

In terms of household characteristics in the different migration phases (intention – transit – destination – return), there is statistically significant evidence that suggests, on average, Nigerian migrants in transit have the largest household size (slightly more than six members). Nigerian potential migrants have a similar household size of around six members. Respondents in the Netherlands, however, have the smallest household size, with (almost) two household members.

When the survey was conducted in 2017, some Nigerian potential migrants planned to leave Nigeria either in the next week (27%) or within the next three to four weeks (13%). Among the return migrants, Nigerians most often reported to return from Italy, the UK, or the Netherlands, with the largest proportion returning through deportation by host government (43%).

## Thematic Area 2 – Migration Drivers & Decision-Making

Nigerian respondents in all parts of their migration journey reported on a wide range of factors that influenced their migration drivers and decision-making: personal, household<sup>1</sup>, and community challenges faced pre-migration, reasons for leaving their origin country, employment status and income, having family and friends in Europe, previous experiences with international migration and internal displacement, and more. Nigerians mostly faced economic challenges (e.g. lack of sufficient income and

---

<sup>1</sup> Household: Within this study the term 'household' refers to a group of family members that live in the same house and share a meal on a daily basis

livelihood opportunities, unemployment, financial problems and debts) before their migration to Europe on all levels (personal, household, and community). Security problems (e.g. insecurity, security threats, and opposition groups) were also experienced, though to a lesser extent. However, Nigerians in the Netherlands mostly reported personal- and household-level security threats, which is perhaps a reflection of the diverse challenges facing this large country where conflicts and violence are still rife in some parts.

This difference in reported challenges before migration amongst Nigerian migrants was also represented in the main reasons for migration to Europe: migrants most often indicated economic (e.g. lack of jobs and livelihood, lack of economic growth and prosperity) as well as security-related (e.g. personal- and family level insecurity, security threats) reasons for their migration. In terms of specific events that triggered the migration of Nigerians reflected a combination of economic triggers (e.g. lack or loss of employment, job offer in Europe) and influence from their social circles (e.g. hearing from a family or friend that life in Europe was good, friends asking to join in their migration, family wanting them to migrate). Nigerians in the Netherlands cited security threats (e.g. security incident) as one of the main triggers for migration.

Considering their employment status before migration, Nigerians were often self-employed throughout the different migration stages or received daily wages. Overall, Nigerian respondents reported that before migrating, their personal average income had not been sufficient to meet their monthly expenses.

Most Nigerian respondents had previously not experienced internal displacement. When previous internal displacement was reported, the majority of the movement associated with previous international migration took place within Africa.

Nigerian respondents mostly made their migration decision on their own. They did, however, often consult others, such as family and friends, who vastly supported their decision to migrate. However, exceptions are revealed by Nigerians transiting Niger and Nigerians in the Netherlands, who often made their decision to migrate by themselves without consulting others. When migration decisions were not taken by the respondent themselves, generally either the spouse or the parent made the decision for them.

Nigerian potential migrants significantly more often indicated to have friends rather than family in Europe than their counterparts in transit, in destination, or upon return. Nonetheless, both family and friends played an important role, even for 35 per cent of potential migrants who reported having family contacts in Europe prior to migration. For Nigerian migrants, social media and communication are primary information sources on which their migration decisions were based. Nigerians mostly reported word of mouth and electronic sources (e.g. Internet, WhatsApp, Facebook) as their main source of information. Channels for word of mouth included verbal contact with friends and family in Europe (though particularly with friends) via phone, Viber, Facebook, and/or Skype.

### Thematic Area 3 – Challenges and Related Vulnerabilities

Within the context of this report, it should be noted that different ways of travelling (e.g. alone, with friends, or with family members) entails different vulnerabilities. It is observed that Nigerian potential migrants primarily planned to travel to Europe either alone or with friends. Nigerians in transit, in the Netherlands, and upon return mostly reported travelling alone, with a group, or with friends.

In general, half of the Nigerian respondents reported to have a smartphone with them while travelling to Europe, which they mainly used for communication with family and friends at home and in Europe as well as to find information about the journey. However, only about 10 per cent of the Nigerians in Niger and 19 per cent of the Nigerians in the Netherlands reported to have a smartphone during their migration journey. In this regard, Nigerians mainly used Facebook, WhatsApp, Skype, Internet browsers, Google Maps, and Viber during their migration journey.

Almost all potential migrants expected to face challenges and problems en route to Europe. The potential migrants significantly more often expected problems during their migration to Europe in comparison to what their counterparts actually reported. The most common problems potential migrants expected to face were hunger and thirst, being robbed, and problems at sea. Between 17 per cent (those transiting in Niger) and around half (those in transit in Libya and Greece as well as those in the Netherlands) of the respondents faced problems during their migration to Europe. Nigerians generally expect numerous problems when they are leaving their origin country. However, perhaps indicating that respondents adjust their expectations according to their journey, Nigerians in transit reported to have low rates for expecting problems in the continuation of their journey.

Only 35 per cent of transit migrants in Niger expected problems – namely hunger and thirst, detention<sup>2</sup>, and problems at sea – while migrating onwards to Europe. It should be noted, however, that respondents in Greece commonly mentioned detention as their main problem. Moreover, 70 per cent of the Nigerian returnees reported to have faced problems whilst traveling to Europe.

Considering all Nigerian transit migrants, respondents mostly experienced hunger and thirst as well as being robbed whilst traveling en route to Europe. Nigerians in Greece, who mostly faced detention, are an exception to this pattern. When observing the cross tabulations between problems migrants faced and the locations, it was reported that migrants generally experienced hunger and thirst in Niger and Libya. On the other hand, Nigerians reported being robbed as a reoccurring problem en route to Europe.

---

<sup>2</sup> Detention by official authorities is legitimate part of the migration management. From the migrants' perspective, detention may be the deprivation of liberty based on their migration status and without committing any crime as such. Since this report provide data and research on migrant perception it is presented here as a 'problem'.

#### **Thematic Area 4 – The Role of Intermediaries**

Across the different stages, most of the respondents planned to use or used a migration facilitator<sup>3</sup> during their journey to Europe. Slightly over 80 per cent of the Nigerian potential migrants planned to make use of a migration facilitator when leaving Nigeria. This is mostly consistent with the approximately eight out of ten migrants (in particular, those in Libya, Greece, and the Netherlands as well as upon return) that used a migration facilitator. However, a smaller percentage of the Nigerian transit migrants in Niger (11.3%) reported to have used a migration facilitator. The average number of migration facilitators used by Nigerian migrants was approximately two facilitators. Nigerian migrants contacted the migration facilitator through different ways, frequently through friends or family in Nigeria, but also through family in Europe (Nigerians in transit in Greece) or in some cases, being approached by the migration facilitator (Nigerians in the Netherlands).

In preparation for their migration journey, migrants mostly collected information on the costs of migration, the job market, and transportation options. In addition, it is also interesting to see that even though Nigerian migrants mention that they collect information on the asylum process, their perceived knowledge about asylum procedures has been observed to be generally low. To finance their travels to Europe, Nigerian migrants reported relying on savings, borrowing money, selling assets, and working along the route. There is a great variance in actual and expected costs of migration between the different stages among the responses of the Nigerian migrants. While expectations on the (remaining) costs to reach final destination vary between 2,773 USD (Libya) to 8,436 USD (Niger), actual costs to reach final destination are reported to be around 10,000 USD by Nigerians in the Netherlands. This amount is much higher than any of the expected costs.

Payment to the intermediary varies between full payment before departure, in instalments, or upon arrival. Nigerians transiting in Niger and Libya, as well as in those the Netherlands and upon return, commonly reported to pay in full before departure. Interestingly, potential migrants expected payment through instalments (29.2%) or third party (28.6%), which was uncommonly reported by Nigerians in transit, at their destination, or upon return. This possibly reveals a lack of information among potential Nigerian migrants about the actual payment methods that are most common when financing migration to Europe.

#### **Thematic Area 5 – Migrant Perceptions of Europe**

The main intended destination countries among Nigerian respondents were diverse, with Italy, Spain, Germany, the Netherlands, Greece, and the UK being most commonly mentioned. Respondents often reported wanting to reach Europe in general without having a specific destination in mind. When a destination country was chosen, the reasons for Nigerians to choose their intended destination country were mixed, with economic (e.g. perceived availability of jobs), social (e.g. having friends and family

---

<sup>3</sup> Migration facilitator: Within this study the term ‘migration facilitator’ refers to anyone that is involved in the facilitation of migration services (irregular and regular) via air, land or sea routes in exchange for money. Those services can reach from consultative services for visa application and acquiring (fraudulent) documents, to transportation arrangement, to the facilitation of border crossings. The term used does not intend to neglect the differences in services and often used terms for those persons providing the migration services.

there), security (e.g. safety of the country), and other factors (e.g. ease of access to asylum in comparison to other EU countries, ability to go to school, coincidence) being most commonly mentioned. Nigerian mostly based their perceptions of Europe on the following sources of information: word of mouth, Facebook, WhatsApp, the Internet, radio, and television. These patterns reveal the importance of both social media as well as transnational networks (via word of mouth) to inform the perceptions of life in Europe.

Nigerians most commonly stated that, upon their arrival to Europe, their first priorities would be to apply for asylum, find work, apply for a visa, apply for nationality, reunify with family and friends, or seek education. In this regard, the main forms of support expected by Nigerians from their host country included receiving a legal permit to stay in the country, free housing, free healthcare, support to bring other family members to Europe, a monthly stipend, and free education. In terms of the overlaps between expectation and receipt of these forms of support, Nigerian returnees mostly did not expect any support, whereas the Nigerians in the Netherlands mostly expected refugee status. The most common problems that respondents expected upon arrival to their destination country were deportation, detention, rejection of their asylum claim and being unable to attain nationality, lack of financial support, as well as being unable to bring family members. Nonetheless, slightly more than half of those in Netherlands either received their main form of expected support or partially received it. In general, however, it is observed that less than one-third of respondents in the Netherlands or upon return received their expected forms of support from their European host country. It is observed that there is a gap between expected support and actual support received.

It is, further, observed that knowledge of the asylum procedure is overall very low amongst Nigerians. Knowledge is especially low among those Nigerians that have not reached the European continent, ranging from only 3per cent among Nigerians in Libya, 5per cent among those in Niger, and 15 per cent among potential migrants. While this may reflect a lack of knowledge on the procedure itself, there still is a general acknowledgement of the importance of this form of documentation for legally living in Europe.

A main source of information on which Nigerians based their impressions of Europe is word of mouth. Interestingly, Nigerian potential migrants and returnees often also report basing their impressions of Europe on information from the radio and television. Respondents often report having only one such source of information, though potential migrants commonly also mention the Internet. When considering the channels of word of mouth in particular, the main channel is verbal (via phone, Viber, Facebook, and/or Skype) and written contact (via smartphone apps and/or social media).

Nigerian migrants advise migration to others to Europe, though to varying extents. Reasons to advice others to migrate to Europe included perception of good jobs in Europe, a lack for hope for a future in Nigeria, the respect for human rights in Europe, and social welfare. As such, Nigerian potential migrants were significantly more likely than their counterparts in transit, at the destination, and upon return to advise others to migrate because of the perception good jobs. This, however, may possibly reveal misinformation about real circumstances of migration among potential migrants, as also seen in Thematic Area 4. On the other hand, reasons to discourage others from migrating to Europe were related to

difficulties and danger along the migration route, life in Europe not being as expected, and high living costs in Europe.

### **Thematic Area 6 – Migrant Choices and Options**

The main reasons for Nigerian migrants to choose for migration to Europe over regional migration were primarily economic- (e.g. lack of jobs and livelihood in region, better access to jobs in Europe, higher incomes) and security-related (e.g. respect for human rights, offerings of safety, Europe is safer). Other reasons for opting against regional migration included the perceptions of a better life and social services in Europe. If given the opportunity to work or study in their region, Nigerians would still consider migrating to Europe.

Awareness of legal options to migrate to Europe was varied, with 86 per cent of Nigerian potential migrants, 16 per cent of Nigerians in Niger, 44 per cent of Nigerians in Greece, 17 per cent of respondents in the Netherlands, and 83 per cent of returnees reported to have such knowledge. The most known legal option to migrate to Europe was the Schengen visa, with Nigerians in the Netherlands being significantly more aware of the Schengen visa as a legal option to migrate to Europe than their counterparts. Only a small proportion of Nigerian migrants planned to apply for asylum, although those transiting Greece mostly planned to apply for asylum and a vast majority of Nigerians in the Netherlands did claim asylum in order to obtain permission to stay in Europe.

The vast majority of Nigerian respondents across the migration stages planned to stay in their destination country once receiving legal status and very few wanted to return. Very few respondents in the Netherlands reported an intention to return to Nigeria. Also, none of the respondents were informed of organisations, such as IOM, that could facilitate their return. However, respondents commonly reported that they would only consider return if there is an improvement of human rights as well as the security situation and rule of law in the country. For those that did decide to return to Nigeria, the decision was most often based on the rejection of their asylum claim. Primary challenges faced by returnees upon return in Nigeria were finding a job or an income-generating activity and affordable housing.

# I. INTRODUCTION

## 1.1 Problem statement, research questions, and objectives

Migration is a historical phenomenon that continues to shape Europe in different ways. Legal protection, employment and education are some reasons for migration to in recent decades. The International Organization for Migration’s (IOM) Displacement Tracking Matrix (DTM) is a system to track and monitor displacement and population mobility. It is designed to regularly and systematically capture, process, and disseminate information to provide a better understanding of the movements and evolving needs of displaced populations. Initially conceptualized in 2004 for the assessments of internally displaced persons (IDPs) and monitoring exercises, the DTM has been continuously refined and enhanced through years of operational experience in different countries in both conflict and natural disaster settings. This system provides primary data and information on displacement and mobility on the individual, household, community, national, and regional levels. Currently, a variety of activities are implemented under the DTM operations to monitor migration flows from various continents to Europe.

To arrive at a better understanding of migration flows from Nigeria to Europe as well as the drivers of such migration movements, this project aims to answer ten research questions using data collected within the framework of the DTM. This study is based on six thematic areas identified by DTM, which in turn represent the core chapters of this report:

1	2	3	4	5	6
Migrant profiles (socio-demographic)	Migration drivers and decision making	Migrant vulnerabilities in origin, transit, and destination country	The role of intermediaries	Migrant perceptions towards Europe	Migrant choices and options

These six thematic areas, moreover, serve as the framework to answer the ten research questions:

- **Q1.** What contextual factors on national and regional level drive Nigerian nationals to make a decision to migrate to Europe?
- **Q2.** What contextual factors on European level drive Nigerian nationals to make a decision to migrate to Europe?
- **Q3.** What particular individual, household or community level “events” and circumstances trigger Nigerian nationals to make a decision to migrate to Europe?
- **Q4.** What are the socio-demographic profiles of (potential) migrants to Europe from Nigeria?
- **Q5.** How do migrants from Nigeria prepare for migration to Europe?
- **Q6.** What role do “intermediaries” play in facilitating (irregular) migration to Europe for Nigerian nationals?



- **Q7.** What challenges and vulnerabilities do Nigerian nationals face before and during migration to Europe?
- **Q8.** How do migrants from Nigeria select a final destination country in Europe, what influences this decision and why do they select “that” particular final destination country?
- **Q9.** What perceptions and/or knowledge do (potential) migrants from Nigeria have on potential risks and vulnerabilities migrants could face during migration to and in Europe?
- **Q10.** What perceptions and/or knowledge do (potential) migrants from Nigeria have of Europe and what are their sources of information? What is the view of Nigerian (irregular) migrants on socio-economic opportunities in Europe and what knowledge do they have of European asylum procedures?

## 1.2 Background on migration from Nigeria

With 186 million inhabitants in 2016, Nigeria is Africa’s most populous country. Its capital is Lagos (World Bank, 2016b), and the federal republic’s population consists of more than 250 ethnic groups spread out across 36 states (de Haas, 2006). Nigeria gained independence from the British Empire in 1960 and was under several military dictatorships until 1999 (except between 1979 and 1983 when it was administered by civilians). Between 1967 and 1970, the country experienced a civil war and in 1975, Nigeria became an instrumental member of the Economic Community of West African States (ECOWAS) (Isiugo-Abanihe & IOM Nigeria, 2014).

Pre-colonial Nigerian migration was mainly linked to slave trade, warfare, and inter-ethnic conflicts, while the period during the colonial era was characterized by labour migration (primarily to the UK) for mining, maintaining plantations, and public administration (Mberu & Pongou, 2010; Adejumo, Ikwuyatum & Abejide, 2008). The post-colonial era of Nigerian migration also saw movements to Europe as well as the US for pursuing educational opportunities and due to colonial ties. However, both destinations were only accessible for the highly skilled who wished to obtain an education or to work abroad (Mberu and Pongou, 2010; de Haas, 2006). During the 1980s, emigration from the country – especially among professionals – again increased because of a decrease in oil prices (de Haas & Flahaux, 2016; Black et al., 2008; de Haas, 2006). This economic destabilization also pushed the younger, lower-skilled generation to search for better-paying jobs in the agricultural, trade, and informal sectors in the Gulf States and Europe (Mberu & Pongou, 2010).

It should also be noted that conflicts are another important factor influencing the Nigerian migration history (IOM, 2017b). Ethnic conflicts, military dictatorships, Islamist groups (such as Izala and Boko Haram) and clashes between the government and citizen militias have affected the livelihoods of and caused displacement among thousands of people (Mberu & Pongou, 2010). Violent conflicts caused by Boko Haram have been the recent cause for the internal displacement of close to two million individuals (IOM DTM Nigeria, 2017). The refugee population has also increased due to the insurgency, causing Nigerians to seek refuge in neighbouring countries such as Niger, Cameroon, and Chad (UNHCR, 2017b). Out of the entire Nigerian emigration stock in 2015, one third was observed in Europe, another third within the African continent, and the remaining third in North America (UN DESA, 2015; UNHCR, 2015).

Moreover, IOM Nigeria (2014) reports that 60 per cent of the internal migration within Nigeria is oriented towards urban areas (de Haas & Flahaux, 2016).

### 1.3 Methodological framework

The methodological framework of this project is based on the collection of primary data, which provides information on migration flows towards Europe from Nigeria whilst focusing on the six thematic areas described above: (1) migrant profiles, (2) migration drivers and decision making, (3) migrant challenges and related vulnerabilities, (4) the role of intermediaries, (5) migrant perceptions towards Europe, and (6) migration choices and options. The data DTM collected was based on three tools, each surveying a different target group; data was collected on potential migrants, migrants en route to Europe, migrants in their final destination country (the Netherlands), and migrants that returned to their country of origin. Potential migrants from Nigeria were interviewed under Tool 1. Tool 2 covered Nigerian migrants surveyed in Niger, Libya, and Greece, while migrants in the Netherlands were questioned under Tool 3. Nigerians who had returned from Europe to their country of origin were included under Tool 4. Due to the nature of the target groups, respondents for these surveys were sampled using basic random sampling in combination with snowball sampling in main target locations (e.g. migrant assistance centres and seashore support houses). Sample sizes were as follows:

- Tool 1, potential migrants: 399 respondents
- Tool 2, Niger: 866 respondents
- Tool 2, Libya: 826 respondents
- Tool 2, Greece: 204 respondents
- Tool 3, the Netherlands: 41 respondents
- Tool 4, returnees: 90 respondents

The data collection took place in the origin country (for potential migrants and returnees) Nigeria; in the transit countries, Niger, Libya, and Greece; as well as in one main destination country, the Netherlands. The output of the data collection was mainly quantitative via surveys; however, one open-ended question (i.e. *What is an asylum procedure?*) was also included in the surveys. This question is analysed qualitatively, complementing the quantitative outcomes of this study. Quantitative analysis has been based on cross tabulations as well as means comparison analyses (t-tests). The different phases of the migration journey – intending to leave (Tool 1), transit migration (Tool 2), destination country (the Netherlands, Tool 3), and return migration (Tool 4) – have been analysed in order to observe statistical mean differences in variables of interest between the studied migration trajectories. Significance levels were based on t-test with independent samples; where significant outcomes are noted within the report, this indicates a significance level of  $p \leq 0.10$ .

In preparing this report, an extensive literature review was also performed in order to situate and provide context to the statistical analysis of the DTM data, as well as to gain a better understanding of the migration journeys of Nigerian nationals to Europe including their migration routes; the roles of

intermediaries and the diaspora; the challenges and risks migrants face pre-migration, along the route, and in their destination and upon return; as well as the factors influencing their decision-making factors.

### **1.3.1 Limitations**

Please find below a concise list of data limitations to keep in mind when reading this report and considering its findings.

- Owing to low number of female migrants, the available data exhibits a low representation of females. This is a limitation means that the findings of this report mainly provide insights into the perspective of male Iraqi migrant population.
- It has been observed that the populations sampled often share similar characteristics, which may be a consequence of snowball sampling. When interpreting results, it is important to recognise that the findings of this report are limited to the studied Ethiopian, Nigerian, and Somali migrants. One should be cautious when generalising to the Ethiopian, Nigerian, and Somali migrant populations as a whole.
- Sample sizes should always be considered, and observations less than 30 ( $N < 30$ ) are also generally indicated within the report. This is important to note as small sample sizes come with a higher margin of error and lower statistical power that makes drawing definite conclusions difficult. These findings can provide an interesting indication of observed trends within the studied population, but these are not necessarily generalizable to the broader Ethiopian, Nigerian, and Somali migrant populations
- This report presents problems and vulnerabilities from the perspective of migrants, as a result legal and regulatory processes such as detention and biometric registration are cited as problems. It is important to note that these are the perspective of migrants.
- While the distinction for terminology for categories such as ‘migration facilitators’, ‘smugglers’ and ‘intermediaries’ are clear in the literature, respondents in this study do not distinguish between these categories. Although this study does not equate these actors, it uses the term ‘migration facilitator’ to encapsulate and present migrant perspectives.

Even though these findings cannot be considered representative for the Nigerian migrant population in totality, they provide key insights on migration processes across different migration stages. They also allow for the identification of important elements to inform policy and decision-making in Europe, as well as in transit countries and in Nigeria.

### **1.4 Structure of the study**

This study is divided into six thematic areas, wherein each focuses on the different parts of the migration trajectory. First, Thematic Area 1 looks at the general migration profile of Nigerian nationals leaving their home country, those in transit, in the destination country (in Europe), and those that have returned to

their country of origin. Thematic Area 2 follows by researching the factors that have caused Nigerian nationals to migrate to Europe. These include challenges at the individual, household, and community level. It also looks at the decision-making process and the actors involved in this process. Thematic Area 3 then looks at migrants' challenges and related vulnerabilities in origin, transit, and destination country. More specifically, it looks at what and where en route problems were faced and with whom they are associated. Following that, Thematic Area 4 looks at the role of intermediaries in the migration process and the preparations for undertaking the migration journey. Thematic Area 5 focuses on migrant perceptions towards Europe. This includes, among other things, their impression of Europe, their intended destination country, expected support upon arrival, and the channels and sources used to gather this information. Lastly, Thematic Area 6 looks at migrants' choices and options for migrating to Europe rather than regional migration, their legal options for migration, as well as how migrants (planned to) obtain permission to stay. A conclusion is provided at the end of the report. Moreover, “highlight boxes” (presented in blue) are provided throughout the report to give an overview of the main findings of each thematic area.

## **2. THEMATIC AREA I – MIGRATION PROFILE OF NIGERIA**

In order to gain a better understanding of the movements of Nigerian migrants, this section provides a general migration profile across the migration route. As the socio-demographic characteristics of Nigerian migrants may differ depending on whether they are identified in their country of origin, transit, or destination, all three profiles are discussed separately along the lines of the different stages of migration. It should be noted that no differentiation between migrants based on different classifications are made and that, instead, all migrant groups from Nigeria are considered in this report.

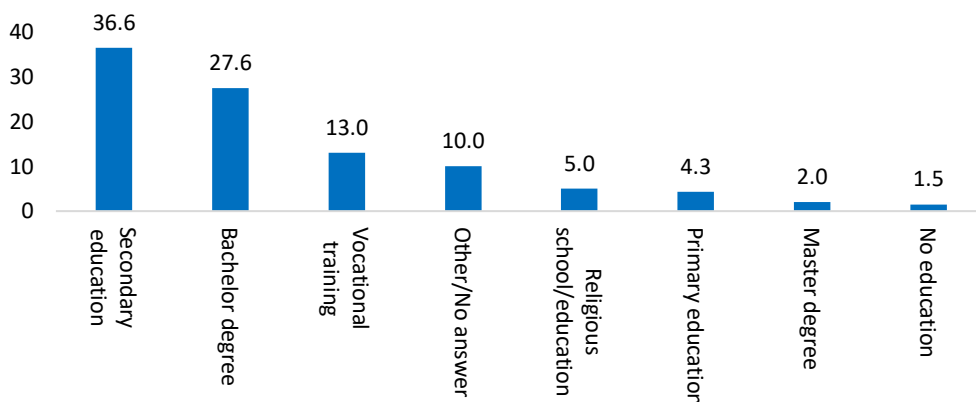
### **2.1 Nigerian nationals leaving their home country**

Among the 399 potential Nigerian migrant respondents, 27 per cent planned to leave their origin country within the following three to four weeks. Another 13 per cent planned to leave in the next week, and 5 per cent in the week of the interview. Only 7 per cent did not know when they would leave their country of origin. Though limited to the states of data collection, the clear majority (97.2%) of the Nigerian (potential) migrants reported living outside of Lagos.

When examining the demographic and socio-economic profiles of the Nigerian potential migrants, 64 per cent of the respondents were males and 35 per cent females. This report found that the sex distribution favours more males than reported by the UN DESA (2015) data, which notes a 55 to 45 per cent male to female ratio amongst the Nigerian migrant stock. Nonetheless, the figures of sex and age amongst the current respondents support the fact that it is mainly young Nigerian men who are likely to migrate, as further elaborated in Thematic Area 2. Almost two-thirds of the respondents reported being single, while almost one-third was in a relationship (namely married, engaged, or in a civil union). In terms of education, Figure 1 shows that 37 per cent had secondary education, 13 per cent vocational training, and 28 per cent

a Bachelor’s degree. Only 2 per cent reported having a Master’s degree and none had a PhD or other higher education. Among those without education (1.5%, N=6), 83 per cent reported still being able to read and write.

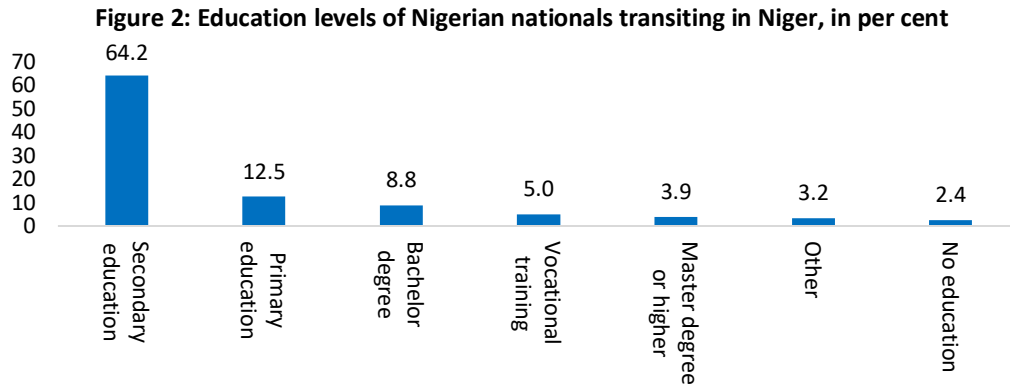
**Figure 1: Education levels of Nigerian potential migrants, in per cent**



Considering household characteristics, 36 per cent were heads of household. The average Nigerian household consisted of six members and the majority of the respondents reported not having children (slightly over two-thirds of all answers given). When respondents reported having children, the children generally lived with the respondents in Nigeria. Very few had children that were living in Europe or elsewhere abroad.

## 2.2 Nigerian nationals in transit in Niger

Of the 866 Nigerians surveyed in Niger, the majority (86.8%) left Nigeria for Europe between July and September of 2017. When looking at the demographic and socio-economic profiles of the Nigerian respondents in Niger, the majority were males (63.2%) and single (78.4%). The sex distribution among the Nigerians in Niger is similar to the one of potential migrants in the origin country. The average age of Nigerian nationals in transit in Niger was approximately 23 years, a much younger age than that reported by Nigerian potential migrants. The respondents are also seemingly younger and more likely to be female than Nigerians surveyed previously in Niger under DTM FMS activity (IOM, 2017b); FMS data reports show for example, that the Nigerians surveyed in Niger were mostly between the ages of 26 and 35 and that 12 per cent were female. Rates of being single, however, seem to be similar in both studies (IOM, 2017b). Within the context of the current study, Nigerians in transit in Niger mostly originated from the provinces of Edo (38.7%) or Delta (14.0%).



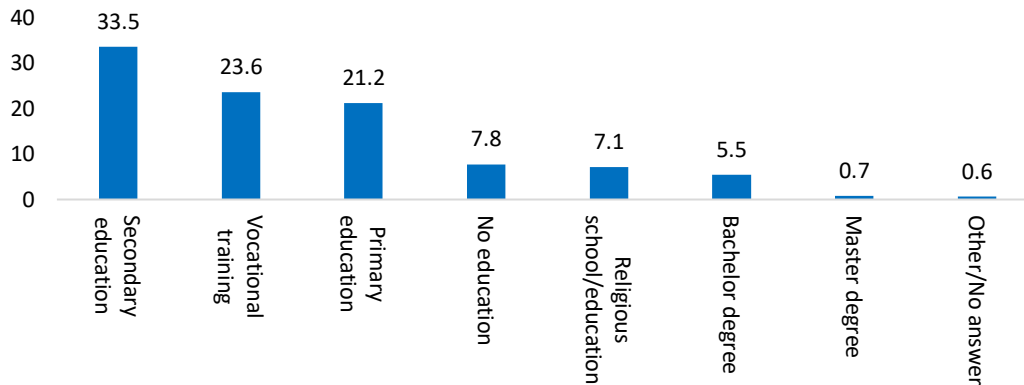
As shown in Figure 2, some respondents had primary education (12.5%) and most had secondary education (64.2%). Another 9 per cent reported having a Bachelor’s degree. Of those without education, two-thirds reported being unable to read and write. Considering their household characteristics, respondents in the current study primarily reported having no children (73.9% of all answers given) or having children who were living in Nigeria (24.8% of all answers given). The average household size consisted of an average of seven members. A total of 19 per cent of the respondents reported being the head of household.

### 2.3 Nigerian nationals in transit in Libya

The 826 Nigerian respondents interviewed while transiting in Libya reported to have left Nigeria primarily between the fourth quarter of 2016 and the third quarter of 2017. To be more precise, 15 per cent of the surveyed Nigerians left Nigeria between October and December 2016, 16 per cent between January and March 2017, 14 per cent between April and June of 2017, and 11 per cent between July and September of 2017. The top three provinces of origin were Lagos (17.4%), Kano (10.2%), and Delta (7.14%).

When looking at the demographic and socio-economic profiles of the Nigerian respondents in Libya, the data shows that the majority were male (85.5%) – a greater percentage than that reported by Nigerian potential migrants and by those in Niger. This is in line with prior research based on FMS data that showed an overrepresentation of males among the Nigerians surveyed in Libya as females accounted for only 6 per cent of those surveyed. In this study, the average age among Nigerians transiting in Libya was approximately 31 years, the same average age as that reported by the Nigerian potential migrants.

**Figure 3: Education levels of Nigerian nationals transiting in Libya, in per cent**



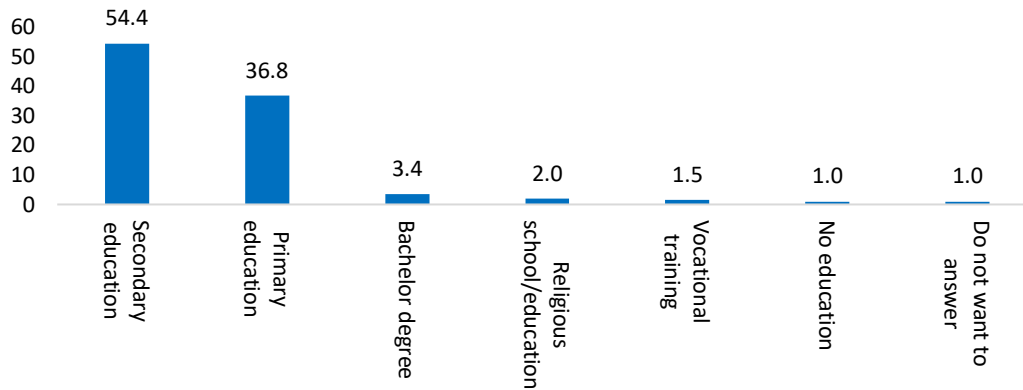
Previous education of the respondents varied, with 33 per cent having secondary education, 24 per cent having vocational training, and 21 per cent having primary education. Nearly 6 per cent reported having a Bachelor’s or higher degree (see Figure 3). Of those without education, slightly more than 50 per cent reported still being able to read and write. A similar pattern is seen in the FMS data from IOM Libya (2017), where Nigerians often had secondary education or primary education.

In terms of household characteristics, respondents mostly reported having no children (59.6% of all answers given) or having children who were living in their home country (31.4% of all answers given). The majority of respondents reported being either single (45.5%) or in a relationship (44.6%). This result differs slightly from previous FMS research on Nigerian migrants in Libya, indicating that 71 percent of respondents were single and 26 per cent were married or in a civil union (IOM Libya, 2017). Within the context of the current study, a smaller percentage of respondents in Libya reported being single than those interviewed in Niger and in their origin country and 41 per cent were a head of household. The average household size consisted of approximately six members, a similar size to what was reported by both Nigerians in Niger and potential migrants still in Nigeria.

## **2.4 Nigerian nationals in transit in Greece**

Of the 204 Nigerian respondents interviewed while transiting in Greece, 23 per cent reported leaving Nigeria before 2014, 35 per cent between January and June of 2016, and 13 per cent between October and December of 2016. Comparatively, it is observed that these are earlier time periods for leaving Nigeria than reported by respondents in Niger and Libya. Moreover, Nigerians in transit in Greece mostly came from the provinces of Edo (14.2%), Federal Capital Territory (13.7%), Lagos (12.3%), or Borno (11.3%). When looking at the demographic and socio-economic profiles of the Nigerian respondents in Greece, the majority were males (65.7%) – a similar proportion to that reported by Nigerian potential migrants and Nigerians in Niger. Also, like respondents still in Nigeria or those in Libya, the average age among Nigerians transiting in Greece was reported to be approximately 29 years.

**Figure 4: Education levels of Nigerian nationals transiting in Greece, in per cent**



As illustrated in Figure 4, more than 35 per cent of the respondents reported having primary education (36.8%) and more than 50 per cent had secondary education (54.4%). Only one per cent of the respondents reported having no education, of which all (N=100) reported being able to read and write. As for their household characteristics, more than 69 per cent of the respondents were single and the majority reported having no children. Moreover, 23 per cent were the head of household. In line with Nigerian migrants interviewed in previous migration stages, the average household size was six members.

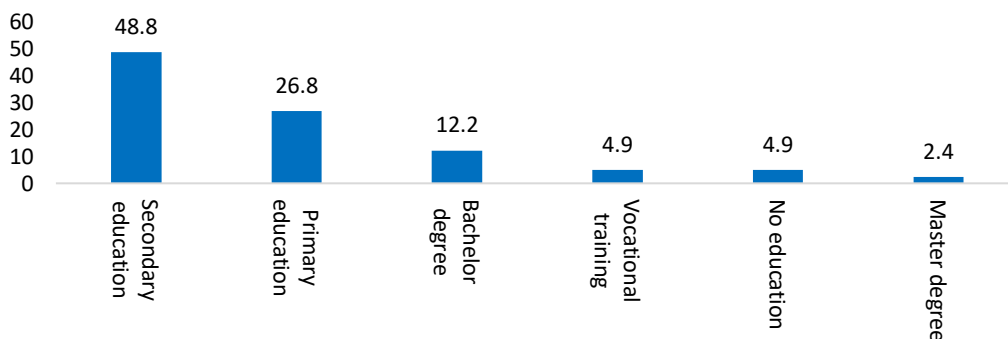
## 2.5 Nigerian nationals in the Netherlands

Of the 41 Nigerian nationals surveyed in the Netherlands, half had left Nigeria for Europe before 2014 (26.8%, N=11) or in 2014 (24.4%, N=10). Despite this, many of the respondents did not arrive in the Netherlands until the first or second quarters of 2015 (17.1%), or the third quarter of 2017 (22.0%, N=9). Nigerians in the Netherlands frequently came from Edo (41.5%) or Lagos (17.1%).

Like respondents in Libya and Greece, 66 per cent of the Nigerians surveyed in the Netherlands were male and had an average age of 31 years. As shown in Figure 5, most of the respondents had either primary education (26.8%, N=11) or secondary education (48.8%, N=20). Another 12 per cent (N=5) held a Bachelor's degree. Half (N=1) of those respondents without education (N=1) reported being able to read and write.



**Figure 5: Education levels of Nigerian nationals in the Netherlands, in per cent**

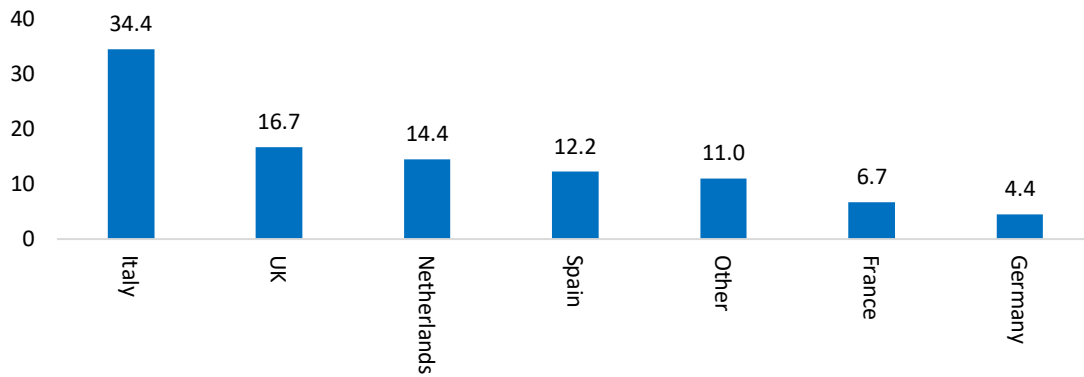


Similar to (potential) migrants in Nigeria, more than 75 per cent of the Nigerian respondents in the Netherlands reported being single. Respondents also mostly reported not having children (54.2 per cent of all answers given), whereas 27 per cent had children that were currently living with them in the Netherlands. The average household size was approximately two, and almost all the respondents (92.7%) reported being the head of household. It should be noted that the average household size among respondents in Europe is significantly smaller than that reported by Nigerians in other stages of their migration journey.

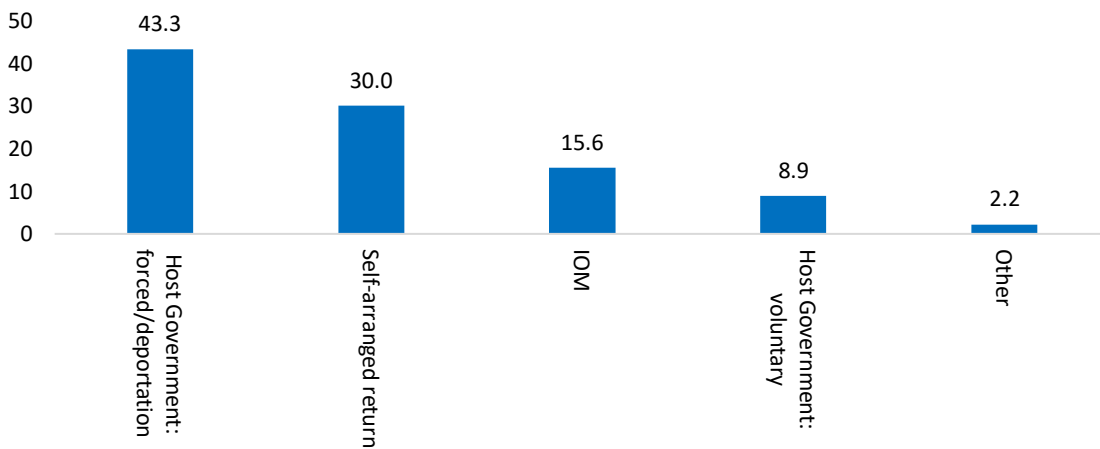
## 2.6 Nigerian returnees

Of the 90 Nigerian returnees surveyed, the majority had returned from Italy (34.4%), the UK (16.7%, N=15), and the Netherlands (14.4%, N=13) (see Figure 6). More than one-third of the respondents (37.8%) reported still having family members living in Europe. Considering their initial migration, 31 per cent (N=28) left Nigeria for Europe before 2014, while 18 per cent (N=16) left in 2014 and 17 per cent (N=15) between January and June of 2015. The year of 2015 was also the most common period of return for the Nigerian returnees (16.7%, N=15). Only 16 per cent (N=14) of the returnee respondents had lived in Lagos before their migration to Europe. This figure is still greater than the one reported by Onokerhoraye (2013), who states that only 3 per cent of the Nigerian returnees surveyed in his study had left from Lagos or Abuja. Most of the Nigerian returnees in the current study had lived in Edo (45.6%) or Delta (23.3%, N=21) before migrating.

**Figure 6: Countries of return for Nigerian returnees, in per cent**



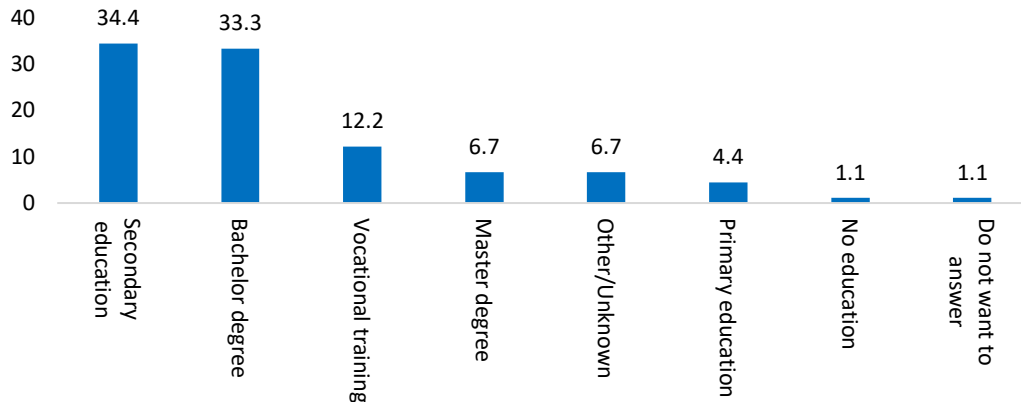
**Figure 7: Return types of Nigerian returnees, in per cent**



Considering the demographic, socio-economic and household profiles of the Nigerian returnees, 63 per cent of the respondents were male (63.3%). This sex distribution reflects the pattern among Nigerian potential migrants as well as Nigerians in Greece and in the Netherlands. The average age among respondents was 34 years, which is the highest among respondents in different stages of migration.

More than half of the respondents were single and 39 per cent reported being in a relationship. Almost half of the respondents either had no children (47.8% of all answers given) or had children living with them in their current location (48.9% of all answers given). Consequently, the average household size was reported to be roughly five, and 32 per cent (N=29) were heads of household. As illustrated in Figure 8, more than 30 per cent of the respondents had secondary education, while 33 per cent had a Bachelor's degree. Moreover, 12 per cent (N=11) of the Nigerian returnees reported having completed vocational training and 7 per cent (N=6) a Master's degree. Only one respondent reported having no education. These education figures indicate that the respondents were more educated than those in Onokerhoraye (2013) study, in which almost half of the returnees reported to have less than primary education.

**Figure 8: Education levels of Nigerian returnees, in per cent**



## HIGHLIGHTS: Profiles of Nigerian migrants

- When comparing the different migration phases (intention – transit – destination –return), there is statistically significant evidence that Nigerian migrants in transit have the largest average household size (slightly more than six members). The household size of Nigerian (potential) migrants is similar with around six members. Respondents in the Netherlands, on the other hand, have the smallest household size for Nigerian migrants (almost two household members).
- At the time of the survey, many of the Nigerian (potential) migrants planned to leave Nigeria either in the next week (27.1%) or within the next three to four weeks (13.0%).
- The Nigerian migrant population was mostly single. Respondents in the different migration stages were also more likely to be male than female.
- Nigerians most often report to return from Italy, the UK, or the Netherlands, with the largest proportion returning through forced return or deportation on behalf of the host government (43.3%) rather than with the assistance of IOM (15.6%).

## 3. THEMATIC AREA 2 – MIGRATION DRIVERS AND DECISION MAKING

This section intends to highlight the challenges Nigerian migrants face at a personal, household, and community level before migrating to Europe. The different drivers that can be identified at the micro-, meso-, and macro-level are summarised in the DTM CMFS desk review report<sup>4</sup> and in this section further

<sup>4</sup> International Organization for Migration (IOM) (2017b). Enabling a better understanding of migration flows and (its root-causes) from Nigeria towards Europe - Desk-Review Report - Displacement Tracking Matrix (DTM): <https://www.globaldtm.info/nigeria-desk-review-report-april-2017/>

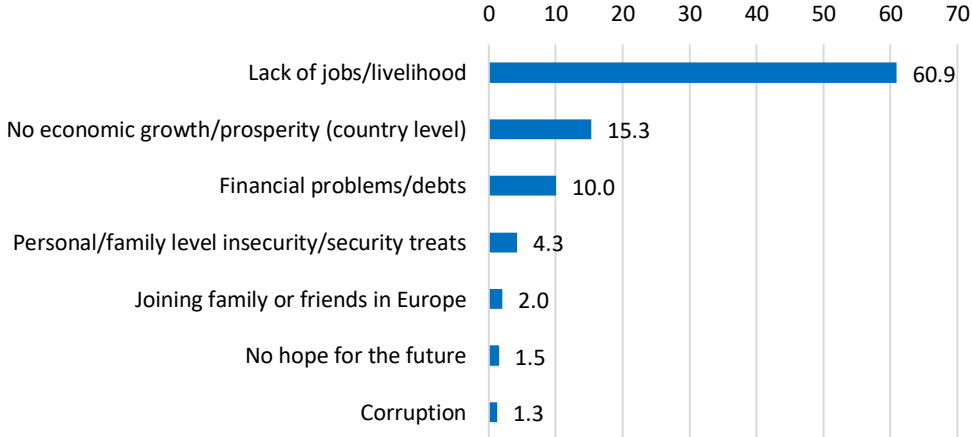
investigated through the DTM sample-data to better understand the decision-making process that accompanies migration from Nigeria to Europe.

### 3.1 Nigerian nationals leaving their home country

A much greater proportion of Nigerian potential migrants reported facing challenges on the personal (90.0%), household (81.5%), and community (41.6%) levels. At the personal level, the primary challenges included insufficient income levels (48.2%), unemployment (34.3%), as well as financial problems and debt (6.96%). Financial problems and debt (37.9%) and lack of sufficient income (22.8%) reappeared as secondary challenges on the personal level. Similarly, at the household level, insufficient income levels (60.9% and 11.7%, respectively) and a lack of jobs and livelihood opportunities (20.9% and 28.6%, respectively) were primary and secondary challenges commonly reported. Financial problems and debt (27.1%) as well as a lack of access to education due to lacking financial means (11.7%) were reported as additional secondary challenges at the household level. On the community level, challenges were linked to lack of jobs and livelihood opportunities (65.7%) as well as insecurity (28.9%). Though 38 per cent of the respondents suggested their community faced only one challenge, a lack of educational opportunities is also reported as a secondary challenge (18.7%).

When asked about their first reason for wanting to leave Nigeria (see Figure 9), the majority of the potential migrants also cited factors relating to financial difficulties: a lack of jobs and livelihood (60.9%), a lack of economic growth and prosperity at the country-level (15.3%), as well as financial problems and debts (10.0%). In this context, potential migrants were significantly more likely than Nigerian migrants to cite lack of jobs and livelihood as a reason for leaving their origin country. These reasons were also cited by most respondents as their second reason for leaving Nigeria, though financial problems and debts took precedence.

**Figure 9: Reason 1 for Nigerian potential migrants to leave origin country for Europe, in per cent**



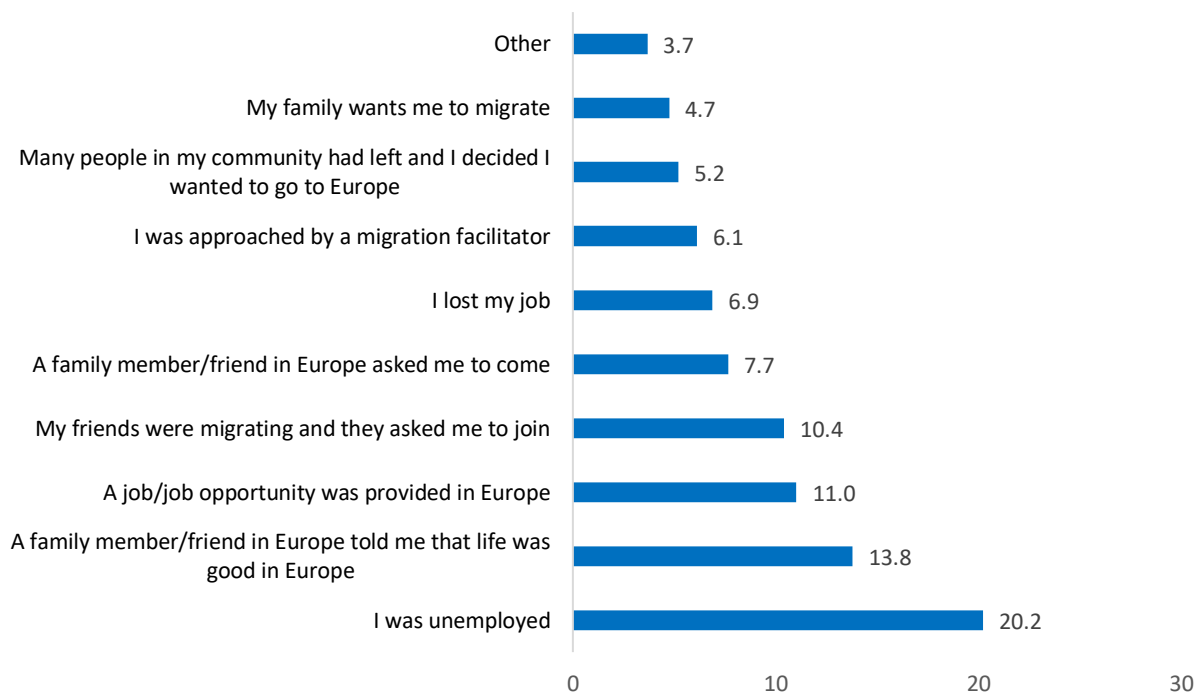
Given the frequency of economic drivers mentioned, the economic conditions of potential migrants are further investigated. The average personal income among respondents was 100 USD/month and 70 per cent of the respondents reported that their personal average income was not enough to meet their

monthly expenses. Slightly over 20 per cent of the respondents did not want to provide an answer when asked about their personal average income.

The common events that triggered migration were a lack of employment (including a job loss), or job opportunity in Europe (Figure 10). Their employment status was evenly distributed between private employment (20.1%), self-employment (29.8%), and unemployment (25.6%). In addition, a lack of livelihood opportunities – especially as related to economic factors, lack of sufficient income and jobs, unemployment, as well as financial problems and debt – is detected as a driver of migration amongst Nigerian migrants (RMMS, 2016; IOM, 2014a).

Some respondents stated that they decided to migrate after hearing from a family member or friend that the quality of life in Europe was comparatively better, while others migrated with friends who were migrating to Europe (Figure 10). These factors hint at the role of networks for migrant perceptions, Nigeria’s culture of migration, as well as familial and social drivers of migration as also cited in the literature (IOM Libya, 2017; Majidi, 2016; Carling, 2006).

**Figure 10: Main triggers for the migration of Nigerian potential migrants, in per cent**



Nigerian potential migrants reported having relatives (43.9%) and friends (81.5%) in Europe. As such, it can be observed that respondents were more likely than Nigerians in other stages of their migration journey to report having friends in Europe prior to their own migration. Most of the Nigerian respondents (79.5%) made the decision to migrate independently, with males (82.4%) being slightly more likely to do so than females (74.1%). Relatively more migrants in the 26-35 age group (80.8%) made the decision to

migrate themselves than respondents in the 18-25 age group (67.2%). Marital status did not seem to influence migration decision, as Nigerian migrants who were married/in a civil union or single mostly made the decision independently (respectively, 80.5% and 79.0%).

Others reported their parents (34.6%, N=28), aunt/uncle (16.1%, N=13), or sibling (12.4%, N=10) made their migration decision for them. Another 27 per cent (N=22) suggested that a third ('other') party had made their decision for them, which was typically a friend at origin or already at the destination. Still, of those that made the owner migration decision independently, almost all the respondents (92.1%) discussed their potential migration with other individuals. In comparison, Nigerians appear to be more like than Ethiopian respondents (56.9%) who reported to make their migration decision independently. Nigerian potential migrants were more likely to discuss their decision to migrate with friends rather than with family members. Most Nigerian respondents had these discussions with friends in Europe (39.0% of all answers given) and in Nigeria (34.3% of all answers given), 91 per cent of whom were supportive of the migration decision. Considering the second contact, Nigerians reported contacting the same parties though with a different distribution.

Prior international migration experience might at least partially reflect Nigeria's culture of migration that is also driven by an emphasis on remittances (IOM Libya, 2017; Marchand et al., 2016; Majidi, 2016). Almost 33 per cent of respondents had previously migrated internationally for at least six months, however, 75 per cent had regional migration experience within Africa (74.8%). Internal displacement among the respondents was not common, with only 12 per cent reporting to have been internally displaced in the past.

For Nigerians, social media and communication apps were main sources of information that informed their migration decision. Respondents reported that they based their decision primarily on information from Facebook (36.1%), word of mouth (35.3%), and WhatsApp (14.5%). Different secondary sources were: word of mouth (33.8%), the Internet in general (16%), and Facebook (15%). The main channels for word of mouth were verbal contact (via phone, Viber, Facebook, and/or Skype) with friends and family in Europe (40.6%) and family at home (21%). Secondary channels for word of mouth were written contact (via smartphone apps and/or social media) with family and friends in Europe (18.5%), family and friends that returned from Europe to Nigeria (13.4%), and – again – family at home (12.7%).

### **3.2 Nigerian nationals in transit in Niger**

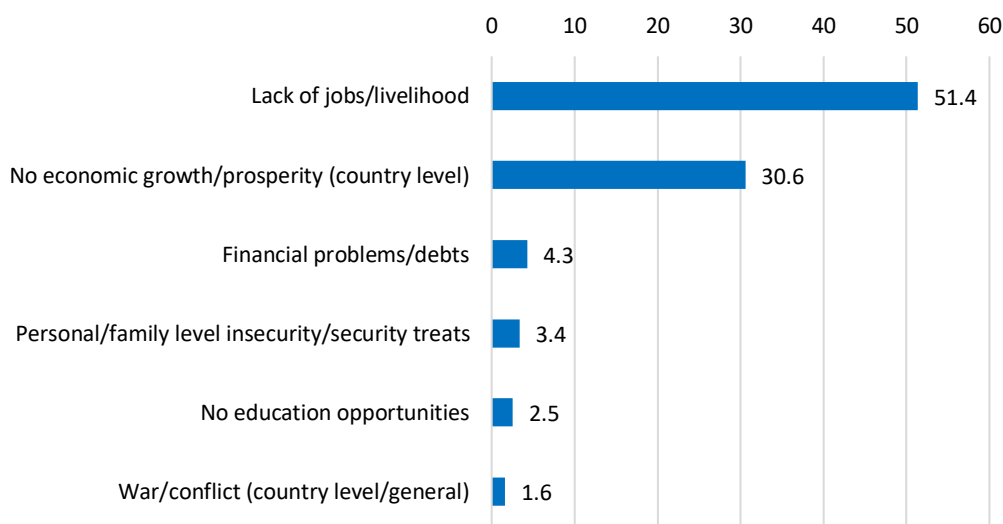
Nigerian nationals transiting in Niger also reported facing challenges on different levels during the six months prior to their departure to Europe, although to a somewhat lesser extent than potential migrants: 71 per cent at the personal level, 58 per cent at the household level, and 53 per cent at the community level. The primary personal challenges for Nigerians in Niger were associated with financial factors – namely unemployment (38.9%), a lack of sufficient income (32.3%), as well as financial problems and debt (9.72%) – as is suggested by the literature on Nigerian migrants more broadly (Crawley, Düvell, Jones, McMahon & Sigona, 2016). Financial problems and debt (37.1%), a lack of sufficient income (18.8%), and

a lack of access to education (7.62%) were cited as the most common secondary challenges at the personal level.

Similarly, primary household challenges included lack of jobs and livelihood opportunities (44.6%), insufficient income (29.6%), as well as financial problems and debt (8.60%). Secondary household challenges were also associated with a lack of jobs and livelihood opportunities (22.2%) and a lack of sufficient income (17.2%). Interestingly, emphasis is also placed on poor access to education due to a lack of financial means (16.2%), despite only a small percentage of Nigerians in Niger reporting to have been students (5.54%) before their migration. As also highlighted by RMMS (2016) and IOM (2014a), such a lack of educational opportunities, however, also contributes to the limited livelihood opportunities experienced by many Nigerians. As for primary challenges faced by their community, Nigerian respondents in Niger especially cited a lack of jobs and livelihood opportunities (66.9%), insecurity (9.65%), and a lack of rule of law (9.65%) as being problematic. Nearly half the respondents (49.6%) reported to face only one problem at the community level.

In accordance with the literature on Nigerian migrants (Crawley, Düvell, Jones, McMahon & Sigona, 2016), economic factors were the major migration drivers for respondents in Niger to migrate to Europe, with a lack of jobs and livelihood opportunities (51.4%) as well as a lack of economic growth and prosperity at the country level (30.6%) being the most frequently reported primary reasons (see Figure 11). An absence of economic growth and prosperity at the country level (25.4%) – in addition to financial problems and debts (20.8%), personal- and family-level insecurity (11.0%) – were the secondary reasons.

**Figure 11: Reason 1 for Nigerian nationals transiting in Niger to leave their country of origin for Europe, in per cent**

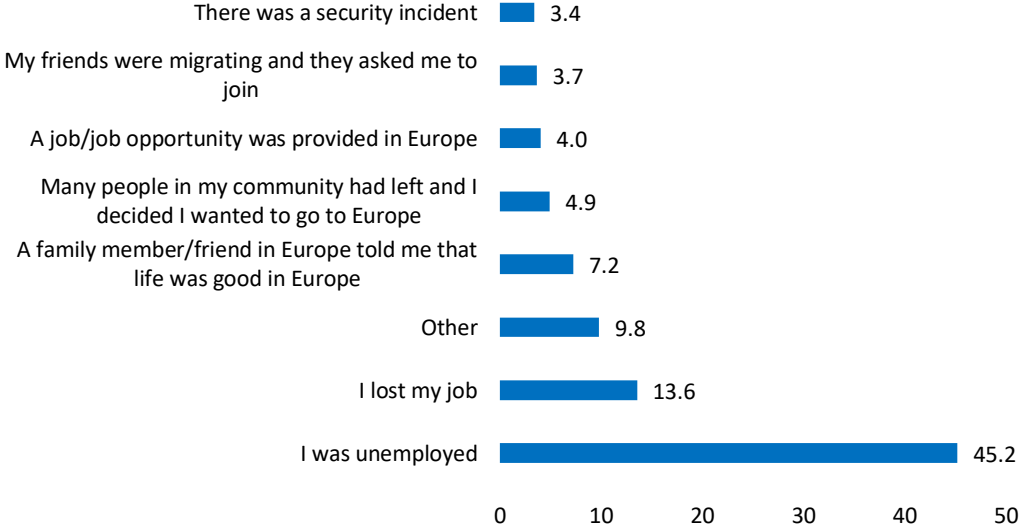


This emphasis on economic reasons for leaving Nigeria, correlates to the 30 per cent of the respondents who reported to be unemployed prior to migration. Another 22 per cent were self-employed, while 16 per cent were reliant on daily wages. The average personal income among respondents was 57

USD/month, approximately half of what was reported by the Nigerian potential migrants. Interestingly, a similar trend in terms of the differences in average personal income was observed between Ethiopian transit and potential migrants. It should also be noted that 22 per cent of the respondents did not know their personal average income before migrating. In addition, 85 per cent reported that their personal average income had not been sufficient to meet monthly expenses.

In the same vein the specific triggers for respondents to make the final and actual decision to start preparations for leaving for Europe were primarily unemployment (45.2% of all answers given) and a loss of employment (13.6% of all answers given) (see Figure 12). Another 10 per cent of all answers given indicate that Nigerians in Niger also responded ‘other’ for the specific triggers of migration, which generally referred to economic barriers (e.g. shortage of income, financial problems, lack of opportunities) lack of educational opportunities, and possibilities of careers in football and music.

**Figure 12: Main triggers for the migration of Nigerian nationals transiting in Niger, in per cent**



With regards to their previous migration history, just above 10 per cent of the respondents reported previous international migration for a period of six months or more before their migration to Europe. Most of such migration (83.2% of all answers given) took place within Africa. A slightly larger proportion of respondents – namely 18 per cent – reported previous internal displacement. In this regard, Nigerians in Niger were more likely than Nigerian potential migrants to be previous IDPs but less likely to be previous international migrants. Moreover, the data shows that previous internal displacement was mostly experienced by those from the Delta region.

Among the Nigerian nationals transiting in Niger, respondents also reported having relatives (21.9%) and friends (44.7%) living in Europe before their own departure. The role of such social networks in shaping the respondents’ migration decision is facilitated by the Internet and communication apps. In fact, respondents reported to base migration decision on information from television (25.1%), word of mouth (23.3%), and Facebook (17.1%). Showing some overlap, secondary sources in this regard were the Internet



(15.1%), Facebook (14.3%), and WhatsApp (14.0%). Nearly one-third of the respondents (31.9%) reported having only used one source of information on which they had based their decision to migrate to Europe.

Emphasising the importance of social media for such forms of contact, respondents reported that their primary channels for word of mouth were verbal contact (via phone, Viber, Facebook, and/or Skype) with friends and family in Europe (22.7%), contact with family and friends that had returned to Nigeria from Europe (19.4%), as well as contact at work (13.4%). Secondary channels for word of mouth were more diverse, with contact with friends and family that had returned to Nigeria from Europe (10.5%, N=26), social events and activities (10.1%, N=25), contact at school and university (9.31%, N=23), contact at work (8.50%, N=21), and verbal contact (via phone, Viber, Facebook, and/or Skype) with family and friends in Europe (8.50%, N=21) being most frequently mentioned as having an intermediary role. More than one-third of the respondents (38.1%) reported having only used one word of mouth channel.

Positive cultural attitudes towards migration have seemingly supported Nigerian transit migrants in taking the first steps of their journey to Europe. Almost all Nigerian respondents in Niger (91.7%) reported making the decision to migrate independently, with males being only slightly more likely (93.4%) to report this than females (88.7%). In line with this, across ages 26 and 35 as well as 18 and 25 years, most of the respondents made the decision to migrate independently (93.3% and 91.8%, respectively). Interestingly, there is also a high percentage of respondents between the ages of 15 and 17 years that made that decision to migrate on their own (89.0%). Those reporting to be married or in a civil union, as well as those who reported to be single were similarly likely to make their own migration decision (92.0% and 92.3%, respectively).

Others reported that the migration decision was taken by their parent (60.0%), sibling (12.9%), or spouse (11.4%). Of those migrants who made the decision to leave their country of origin on their own, 36 per cent of the respondents still discussed their potential migration with other parties. The primary parties consulted consisted mainly of family (64.5% of all answers given) and friends (26.2% of all answers given) in Nigeria who were largely supportive of the individual's migration decision (94.0%). While many respondents did not discuss their migration with more than one contact (36.3% of all answers given), the second party consisted mainly of friends in Europe (20.8% of all answers given), friends in Nigeria (17.6% of all answers given), and family in Nigeria (15.4% of all answers given); those were also supportive of the individual's migration decision (95.5%).

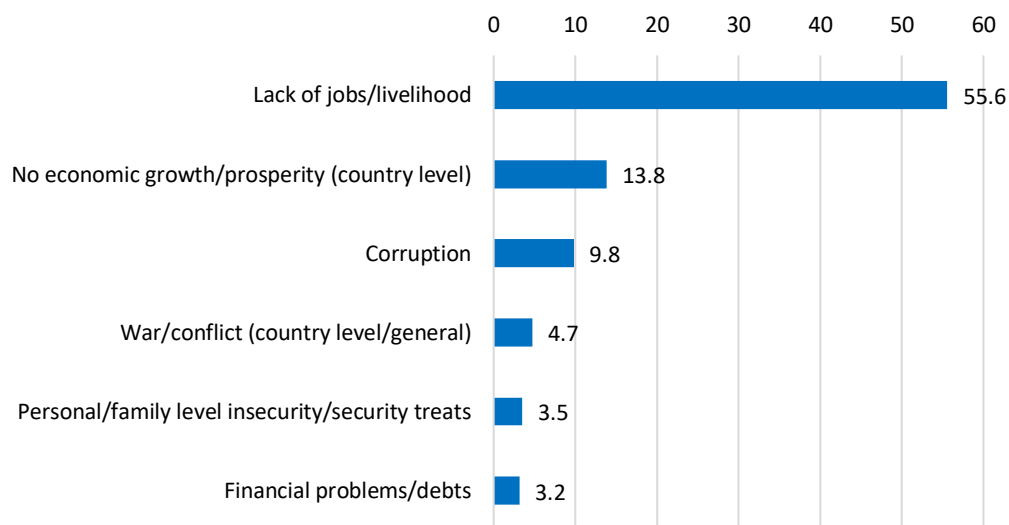
### **3.3 Nigerian nationals in transit in Libya**

Facing economic challenges prior to migration is common among the Nigerian nationals transiting in Libya, with 84 per cent reporting to face challenges on a personal level during the six months prior to their departure to Europe, 77 per cent facing household challenges, and 68 per cent facing community challenges. At the personal level, the primary challenges were mainly attributed to not having sufficient income (55.8%), being unemployed (24.7%), and having financial problems and debt (5.34%). Financial problems and debt (27.9%) and a lack of sufficient income (19.6%), in addition to family and community pressure to migrate (9.81%) were cited as the most common secondary challenges at the personal level.

Similarly, the primary household challenges were a lack of sufficient income (40.1%) as well as a lack of jobs and livelihood opportunities (33.4%). Health problems and illness (6.90%), are also reported by Samuel Hall (2015) as being a challenge for individuals and their households, are also repeatedly cited amongst Nigerians in Libya as a reason for migration. Secondary household challenges were again associated with a lack of sufficient income (14.9%) and a lack of jobs and livelihood opportunities (18.5%) and financial problems and debt (18.2%). In terms of primary challenges at the community level, Nigerian respondents in Libya emphasized a lack of jobs and livelihood opportunities (50.8%), insecurity (14.5%), and a lack of rule of law (16.1%). Most respondents (22.1%) suggested that their communities only faced one problem.

Consistent with the usual challenges Nigerian migrants reportedly face, a lack of jobs and livelihood opportunities (55.6%) and a lack of economic growth and prosperity at the country level (13.8%) were the primary reasons for leaving their origin country (see Figure 13). Secondary reasons varied, with financial problems and debts (20.8%), an absence of hope for the future (11.1%), corruption (10.3%), and an absence of economic growth and prosperity (9.32%) taking priority.

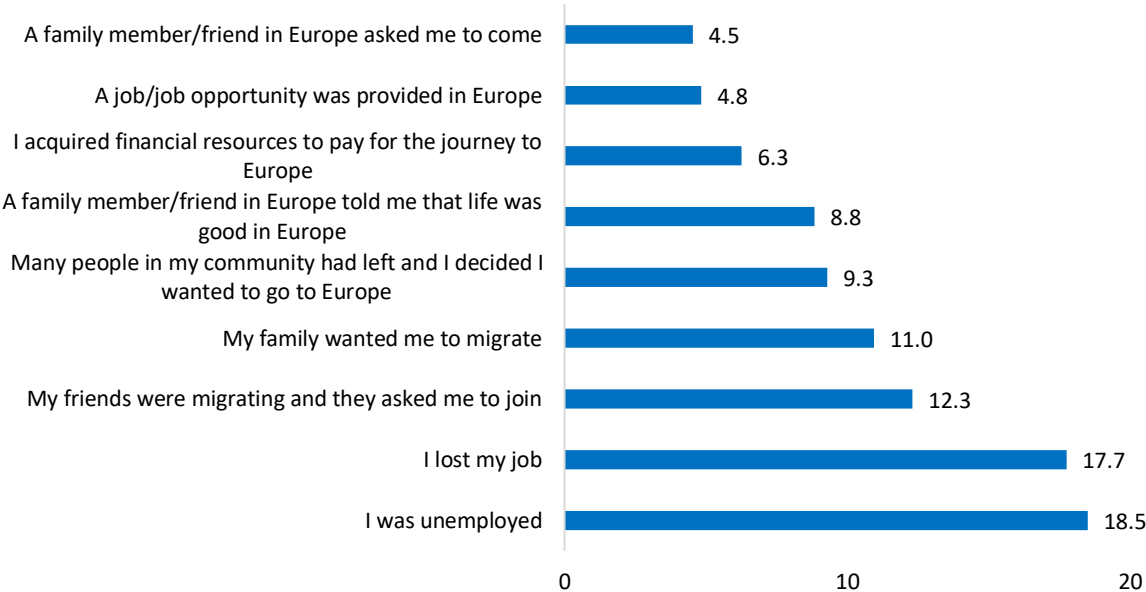
**Figure 13: Reason 1 for Nigerian nationals transiting in Libya to leave their country of origin for Europe, in per cent**



The majority (79.5%) of the Nigerians in Libya reported that their personal average income had not been sufficient to meet monthly expenses, though this group already seems to be better off than their Nigerian counterparts – the average personal income among respondents was 282 USD/month, approximately twice the income reported by potential migrants and four times that reported by respondents in Niger. It is observed that 12 per cent of the respondents did not know what their personal average income had been before migrating. While 17 per cent were unemployed before leaving for Europe, most of the respondents (48.8%) received daily wages and 21 per cent reported being self-employed.

Specific triggers for respondents to make the migration decision were again primarily unemployment (18.5% of all answers given) and loss of employment (17.7% of all answers given) (Figure 14). Such economic hardships are also seen, though to a much greater extent, in an existing DTM report. IOM Libya (2017) suggests that 80 per cent of the Nigerians surveyed in Libya by FMS data were unemployed in their pre-departure phase. Economic reasons for migration – as experienced by the current respondents – are also highly supported by the IOM Libya (2017) report, where 89 per cent of the Nigerian respondents cited leaving their country of origin for economic reasons.

**Figure 14: Main triggers for the migration of Nigerian nationals transiting in Libya, in per cent**



These types of economic drivers of migration for Nigerian migrants in Libya were likely also influential during their previous migration history. While 24 per cent of respondents reported international migration for more than six months before migrating to Europe, 94 per cent reported previous regional migration in Africa. Previous internal displacement was slightly less common, reported by 17 per cent of the respondents. In this regard, it should be noted that the rates of internal displacement of Nigerians in Libya were akin to respondents in Niger. Rates of international migration were similar for Nigerians in Libya and Nigerian potential migrants. Regional variations are observed as internal displacement was mostly experienced by Nigerians from Kano, whereas international migration was the case for Nigerians from Lagos and Kano.

For Nigerians in other stages of their migration journey, the importance of social networks and Nigeria’s culture of migration – which are two themes detailed in the literature (IOM Libya, 2017; Majidi, 2016; Carling, 2006) – is also observed. Information and support from such social sources is especially useful for migrants considering that the social capital provided also reduces, to a certain extent, the costs and risks of migrating (IOM, 2017b). In this regard, 42 per cent reported having family living in Europe before their own migration. Almost double the proportion (79.8%) said the same about friends. Despite this, 81 per cent of the Nigerian respondents in Libya reported making the decision to migrate independently, with

males being more likely to make the decision to migrate themselves (82.7%) than females (70.8%). It is also expected that most of the Nigerian respondents aged 36 to 49 years made the decision to migrate themselves (97.9%). Whereas 75 per cent of the migrants between the ages of 26 and 35, and 72 per cent between 18 and 25 years made their own migration decision respectively. Single respondents (81.1%) were also slightly more likely to make their own migration decision than those that were married/in a civil union (76.1%).

On the other hand, others reported their wife/husband (26.5%), father/mother (21.9%), or sibling (18.7%) making their migration decision for them. However, of those that made the decision to migrate on their own, 67 per cent of the respondents still discussed their potential migration with other parties. The primary party consisted mainly of family (44.3% of all answers given) and friends (33.4% of all answers given) in Nigeria; they were largely supportive of the individual's migration decision (90.4%). In addition, the second party consisted mainly of friends in Nigeria (25.4% of all answers given), family in Nigeria (24.7% of all answers given), and friends in Europe (23.6% of all answers given). These persons were also generally supportive of the individual's migration decision (89.2%). Another 16 per cent indicate that the respondents did not discuss their migration with more than one contact.

Social media constitutes an essential source of information that influences migrant decision. This is particularly the case for information shared through word of mouth. Other primary sources of information included television (23.2%), the Internet (22.2%), and word of mouth (21.9%). Showing an overlap, secondary sources in this regard were word of mouth (22%) and the Internet (18.3%). At the same time, 18 per cent of the respondents reported only one source of information. Overall, word of mouth appeared to be the strongest source of information that Nigerians in Libya used to rely their decision to migrate to Europe. In this regard, the primary channels for word of mouth were diverse, with written contact (via smartphone apps and/or social media) with family and friends in Europe (33.4%), social events and activities (20.9%), and family and friends that had returned from Europe to Nigeria (9.09%) taking precedence. The most reported secondary channels for word of mouth were social events and activities (21.5%), mediated contact with somebody that had left (13.2%), family at home (8.26%), and mosques, churches, and religious centres (7.71%) were most frequently mentioned as secondary channels. More than 20 per cent reported to use only one channel for word of mouth.

### **3.4 Nigerian nationals in transit in Greece**

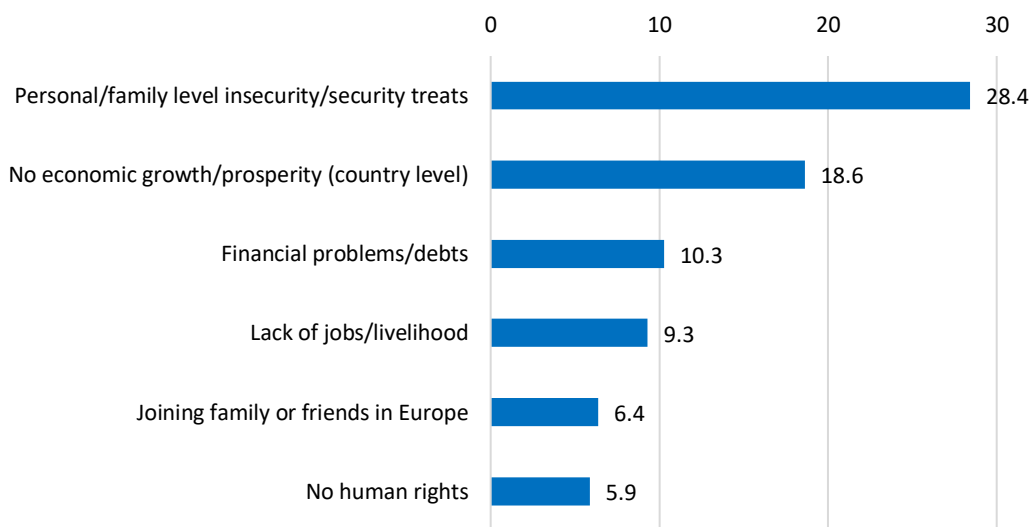
Most of the Nigerian nationals surveyed in Greece reported facing challenges on personal (65.7%), household (61.3%), and community (56.4%) levels in the six months prior to their departure to Europe. This is like the rates reported by Nigerians in Niger. At the personal level, the primary challenges related to a lack of sufficient income (55.2%) as well as financial problems and debt (20.2%, N=27). While 18 per cent (N=24) reported facing only one personal level challenge, financial problems and debt (13.4%, N=18) as well as pressure from family and community to migrate (37.3%) were reported as the most common secondary challenges at the personal level. At the household level, financial problems were again common, with a lack of sufficient income (43.2%) as well as financial problems and debt (20%, N=25) being reported first. Almost half of the respondents (46.4%) mentioned financial problems and debt again as

their secondary household problem. Another 29 per cent of the Nigerians in Greece reported experiencing only one household challenge.

At the community level, insecurity, security threats, and opposition groups (34.8%) as well as a lack of jobs and livelihood opportunities (43.5%) were primarily reported. While 17 per cent (N=19) of the respondents reported only one community problem, insecurity, security threats, and opposition groups (17.4%, N=20), as well as a lack of rule of law (42.6%), were also mentioned as secondary problems at the community level.

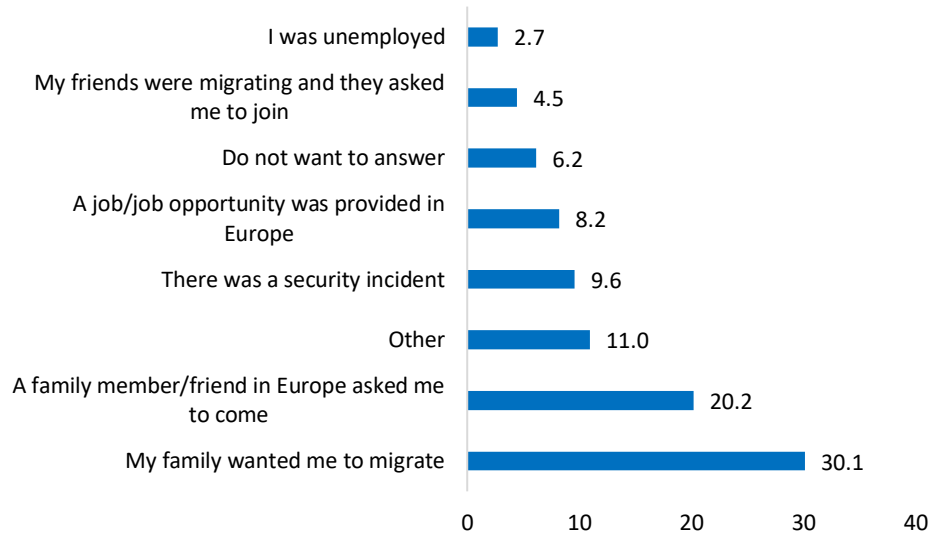
When asked about two reasons for deciding to leave their country of origin (Figure 15), Nigerians transiting in Greece had various responses related to their first reason, namely personal- and family-level insecurity or security threats (28.4%), the absence of economic growth and prosperity at the country-level (18.6%), as well as financial debts and problems (10.3%). The second reason for leaving Nigeria was especially associated with a lack of human rights (16.2%); a lack of rule of law (12.8%, N=26); as well as joining friends or family in Europe (12.3%, N=25). Another 14 per cent (N=29) of the respondents reported having had only one reason for leaving Nigeria.

**Figure 15: Reason 1 for Nigerian nationals transiting in Greece to leave origin country for Europe, in per cent**



Apart from these challenges, specific triggers for influencing migration decision included pressure from family or friend in Europe (30.1% of all answers given) as well as family members decision (20.2% of all answers given) (Figure 16). Before migration, many of the respondents were either privately employed (43.1%) or unemployed (39.7%). The average personal income among respondents was 954.03 USD/month, the highest reported incomes among all Nigerian migrants. In this regard, it should be noted that 60 per cent of the respondents reported that their personal average income had not been sufficient to meet monthly expenses. An additional 34 per cent preferred not to answer whether their personal average income had been sufficient to meet expenses.

**Figure 16: Main triggers for the migration of Nigerian nationals transiting in Greece, in per cent**



It is equally important to consider the migration history of the current respondents because it may reflect possible tendencies for future migratory movements as well. Similar to the case of Nigerian potential migrants, 33 per cent of Nigerians in Greece had previously migrated internationally, almost migration took place to the Middle East, while a minority migrated to Europe or stayed regionally within Africa. Previous internal displaced was less common, having been reported by 13 per cent of the respondents and – again – reflecting rates of previous internal displacement of Nigerian potential migrants.

Majority of Nigerians transiting in Greece had friends (81.4%) and relatives (60.7%) in Europe before their migration. Despite which 48 per cent of the respondents reported to take their migration decision independently, while 45 per cent reported that they had not made their own migration decision. Of the Nigerians in Greece that had not made their migration decision on their own, the majority came primarily from Borno and Lagos, they were also predominantly single (82%), and had obtained primary or secondary education (92%). The ratio of males and females who made the decision to migrate themselves is similar (48.5% and 47.1%, respectively). It is also observed that respondents between the ages of 26 and 35 years were more likely to make the decision to migrate themselves (68.1%) than those between the ages of 18 and 25 years (29.2%). Conversely, 62 per cent reported that their migration decision had been taken by their father/mother (62.0%). Of those migrants who made the decision to migrate independently, more 86 per cent of the respondents still discussed their potential migration with other parties. The primary party consisted mainly of family in Nigeria (79.8% of all answers given); they were largely supportive of the individual’s migration decision (98.8%). In addition, the second party consisted mainly of family in Europe (57.1% of all answers given). They were also supportive of the individual’s migration decision (98.6%).

Communication apps are the main sources of information for the migration decision amongst the current respondents. It is also noted in the literature that social media platforms such as Facebook and WhatsApp are also often used to for Nigerians to contact with or sustain continued communication with their

smugglers (IOM, 2017b). Nigerian respondents in Libya revealed that they based their decision to migrate to Europe primarily on information from WhatsApp (35.3%) and the Internet (19.1%). Another 11 per cent reported relying on word of mouth. While almost one-third (27%) of respondents reported having only one source of information on which they based their decision to migrate to Europe, 41 per cent also cited word of mouth as a second source of information. The main channels of word of mouth were verbal contact (via phone, Viber, Facebook, and/or Skype) with friends and family in Europe (75.5%). Of this, 18 per cent (N=19) of respondents reported using only one channel for word of mouth as a source of information, with the most common secondary channel for word of mouth was family at home (45.28%).

### **3.5 Nigerian nationals in the Netherlands**

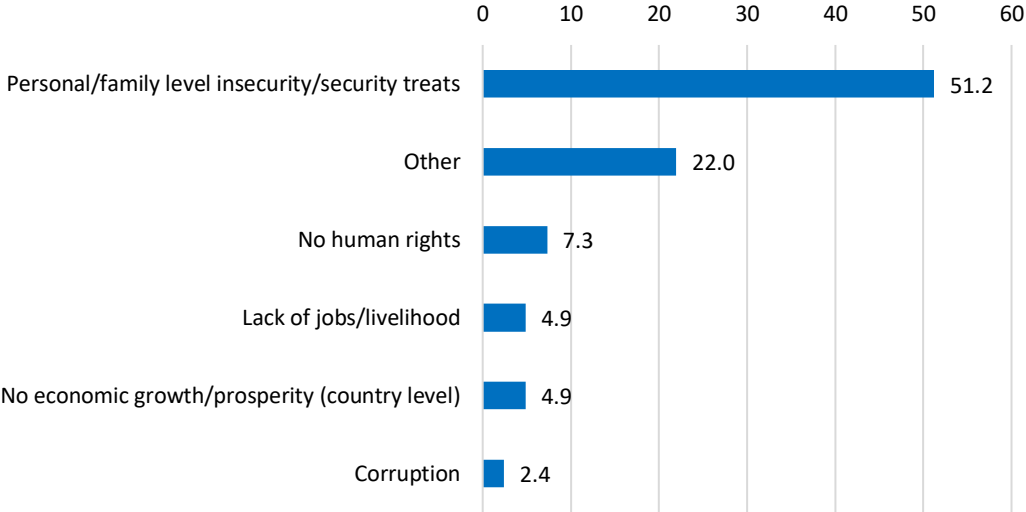
Diverging from Nigerians who are still yet to depart or en route to Europe, Nigerian nationals in the Netherlands appear to be a group particularly vulnerable to insecurity in their origin country. In terms of challenges faced six months prior to departure to Europe, 83 per cent of Nigerian nationals in the Netherlands reported facing challenges on a personal level, 32 per cent on a household level, and 39 per cent on a community level. At the personal level, primary and secondary challenges were overwhelmingly associated with personal security threats (44.1%, N=15; 14.7%, N=5) as well as persecution based on sexual orientation (14.7%; 14.7%, N=5). This was also reflected in the challenges at a personal level that were described as 'other': 18 per cent (N=6) of Nigerians in the Netherlands related their personal challenge to sex inequality because of forced marriage, female genital mutilation, and the discrimination against homosexuals. Sexual harassment was also reported in this regard. Furthermore, 44 per cent (N=15) of the respondents only reported facing one personal challenge in the six months before their migration.

Primary challenges at the household level were also insecurity (30.8%, N=4) and security threats against household members (15.4%) other challenges experienced by 39 per cent (N=5) of the Nigerians in the Netherlands, referred to discrimination related to sexual orientation or consequences thereof (e.g. partner was killed). Most (69.2%, N=9) of the respondents stated that they were facing only one issue at the household level, though health problems and illness (7.69%), security threats against household members (7.69%), and regional-, district-, and community-level insecurity (7.69%, N=1) were also cited as secondary challenges. The community challenges were also primarily related to insecurity (50.0%, N=8) and an absence of the rule of law (25.0%, N=4). An absence of the rule of law (25.0%) was again noted as a secondary community problem, though 44 per cent (N=7) of the respondents suggested that their community had only faced one problem in the six months prior to migration.

A consistent picture is shown concerning the reasons and triggering events for Nigerians in the Netherlands to leave their country of origin. More than half of the respondents (51.2%, N=21) reported that personal- and family-level insecurity had been their main reason for leaving Nigeria for Europe (Figure 17); this reason for migration is reported significantly more often by respondents in the Netherlands than their counterparts. Another 22 per cent (N=9) of the Nigerians in the Netherlands responded 'other' when asked about their Reason 1 for migrating to Europe. In this context, individual responses were linked to forced marriage and sexual discrimination. These reasons for migration are closely linked to the previously

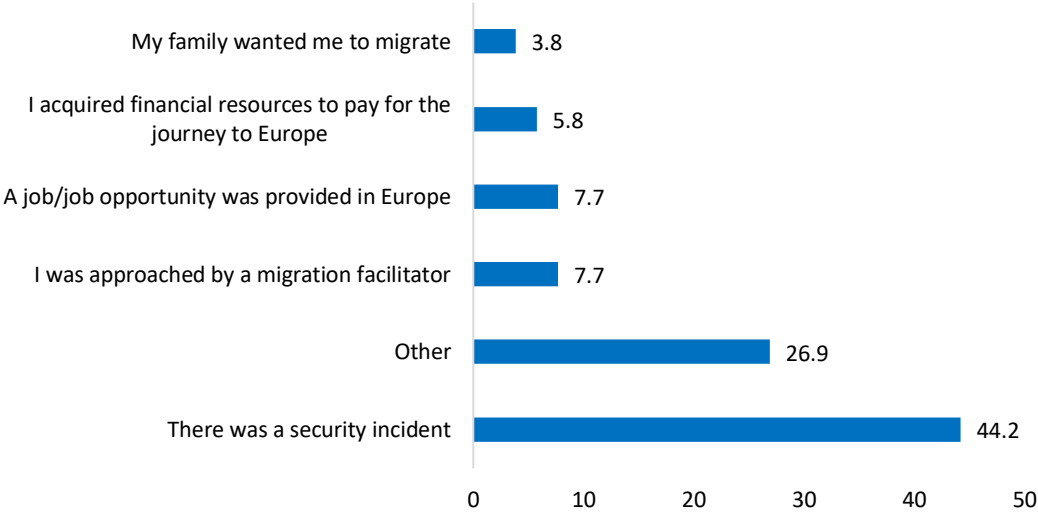
reported 'other'. Again, in line with the challenges faced by respondents in the six months prior to their migration, secondary reasons for migration were primarily associated with an absence of human rights in Nigeria (17.1%, N=7) and insecurity at the personal- and family-level. Moreover, 27 per cent of the respondents only reported one reason for deciding to leave Nigeria for Europe.

**Figure 17: Reason 1 for Nigerian nationals in the Netherlands to leave origin country for Europe, in per cent**



When asked which specific event that triggered the final and actual migration decision (see Figure 18), respondents commonly cited security incidents (44.2% of all answers given). In addition, several Nigerians in the Netherlands (26.9% of all answers given, N=14) also responded 'other' for the specific triggers of migration, which generally referred to insecurity and security threats (e.g. Boko Haram, forced marriage, discrimination based on sexual orientation).

**Figure 18: Main triggers for the migration of Nigerian nationals in the Netherlands, in per cent**





These pervasive concerns over security problems in the three questions above distinguish Nigerian migrants in the Netherlands from other Nigerian migrants en route and in their origin country. Although seemingly atypical, it reflects the fact that Nigeria is a large country with considerable regional variations. While many Nigerian migrants in other stages of their migration journey were struggling with undesirable economic conditions, it should not be forgotten that conflicts and violence are still rife in some parts of Nigeria, from where migrants interviewed in the Netherlands potentially originate. It also reflects in the literature on the relevance of not only the economic forces but also conflicts and violence as macro-level drivers in Nigeria (IOM Libya, 2017; UCDP, 2017).

Also contributing to their migration (though to a lesser extent), 15 per cent (N=6) of the Nigerian respondents were employed in the private sector and 15 per cent (N=6) in the public sector. Another 15 per cent (N=6) received daily wages, while 17 per cent (N=7) were self-employed and 24 per cent (N=10) unemployed. Like the case of Nigerians in Libya, the average personal income among respondents was 371.14 USD/month. Only 36.6 per cent (N=15) suggested that their personal average income had been enough to meet their monthly expenses. Another 20 per cent (N=8) of the respondents preferred not to answer when asked if their personal average income had been sufficient in this regard, while slightly less than half of the respondents (46.3 per cent, N=19) did not know their personal average income.

Prior experience with forced migration may reflect the vulnerabilities of the current respondents to macro-and meso-level migration drivers, such as conflicts. Indeed, more than any other group of Nigerians, almost half (48.8%, N=20) of the Nigerians in the Netherlands reported having engaged in international migration for a period of more than six months before their most recent migration to Europe. This previous migration was primarily within Africa (51.7% of all answers given, N=15). A similar proportion (48.3% of all answers given, N=14), however, was also directed towards Europe. A smaller percentage of respondents (34.2%, N=14) cited having been internally displaced.

Social ties in Europe appear less relevant for this group than for other Nigerians. Very few of the Nigerians surveyed in the Netherlands reported having relatives (2.44%, N=1) or friends (9.76%, N=4) that lived in Europe before their own migration to Europe. Relatedly, 85 per cent of the Nigerian respondents in the Netherlands (85.4%) made the decision to migrate independently. Of the 85 per cent of respondents that had made their own migration decision, 46 per cent (N=16) still discussed their migration with other individuals. It is observed that 44 per cent (N=7) of the Nigerian respondents in the Netherlands report 'other' this is mainly their migration facilitator. The primary party consisted mainly of friends in Nigeria (37.5% of all answers given, N=6); they were largely supportive of the individual's migration decision (93.8%, N=15). Beyond this, 88 per cent (N=14) of all answers given reveal that respondents did not discuss their migration with more than one party. Of the 15 per cent (N=6) that had not made their own migration decision, respondents primarily reported their wife/husband doing so (16.7%). Another 83 per cent (N=5) suggested that someone other than their father/mother, uncle/aunt, grandparent(s), or sibling had made their migration decision for them.

Information obtained from intermediaries through word of mouth – has seemingly influenced the migration decisions of Nigerians in the Netherlands the most, in comparison to Nigerians in other stages

of their migration journey. Such information on costs, transportation modes, and routes, for example, is crucial for migrants in planning their journeys. When asked about the primary sources of information on which they had based their decision to migrate to Europe, respondents reported relying on word of mouth (29.3%, N=12) as well as television (17.1%, N=7). Another 27 per cent (N=11) of the respondents based their migration decision on 'other' sources of information. When 'other' was indicated in response to the question about their primary information source, the Nigerian respondents in the Netherlands generally revealed that they did not look for (additional) information. Other responses included advice from other individuals along the way to Europe, in detention in Libya, or via a university. However, most respondents did not look for information before migrating. The main secondary source was also word of mouth (9.76%, N=4).

Still, 81 per cent reported using only one source of information to inform their decision to migrate to Europe. Considering word of mouth, the main channels included contact with migration facilitators (25.0%, N=4) as well as with family at home (25.0%, N=4). Though 56 per cent only reported one channel for word of mouth, the main secondary channel for word of mouth was, again, family in Nigeria (12.5%, N=2). Considering that respondents had fewer friends or family members in Europe before their migration than their counterparts, it is not unexpected that channels for word of mouth place less emphasis on verbal or written contact with friends and family abroad. Another 25 per cent (N=4) of the respondents did not want to answer when asked about their first channel for word of mouth.

### **3.6 Nigerian returnees**

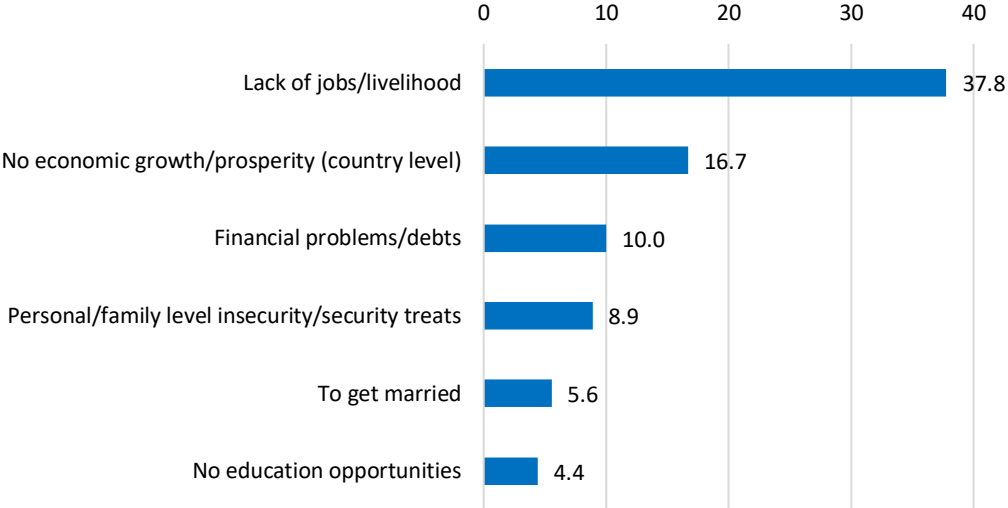
The former migration of Nigerian returnees to Europe reflects the combined effect of economic pressure and, to a lesser extent, insecurity. When asked about the problems they faced in Nigeria in the six months prior to their migration to Europe, 72 per cent of the respondents reported facing personal problems and 68 per cent household challenges. Community challenges were also reported by Nigerian returnees, though to a much lesser extent (17.8%, N=16).

At the personal level, problems were primarily associated with unemployment (30.8%, N=20) as well as a lack of sufficient income (49.2%). Financial problems and debt (27.7%, N=18) were the main secondary problem at the personal level. Mirroring these personal challenges, respondent households faced a lack of sufficient income (62.3%) as a primary challenge. Secondary household challenges were associated with a lack of jobs and livelihood opportunities (26.2%, N=16) in addition to financial problems and debt (9.84%, N=6). Community challenges were also associated with a lack of jobs and livelihood opportunities (75%, N=12) as well as insecurity (18.8%, N=3). A lack of educational opportunities (25.0%, N=4) and healthcare (12.5%, N=2) were also reported as secondary challenges among communities. Moreover, considerable percentages of returnees reported facing only one personal (21.5%, N=14), household (23.0%, N=14), and community (43.8%, N=7) challenge shortly before their initial departure for Europe.

With regards to the decision-making factors that, about half of the surveyed Nigerian returnees reported economic-related reasons as their primary reasons to migrate, such as lack of jobs (37.8%) or no economic growth (16.7%, N=15) (see Figure 19). While 21.1 per cent (N=19) of the respondents reported having only

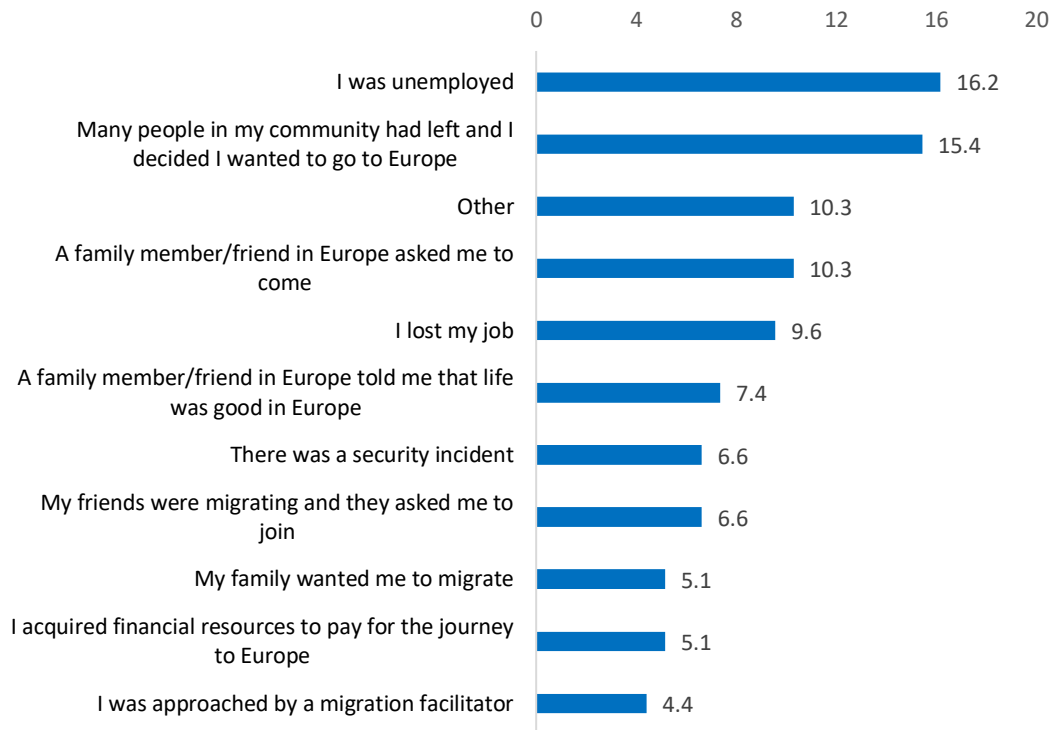
one reason for their decision to migrate to Europe, several respondents also cited their secondary reasons for deciding to leave Nigeria for Europe as a lack of economic growth (20.0%, N=18) as well as financial problems (12.2%, N=11).

**Figure 19: Reason 1 for Nigerian returnees to leave origin country for Europe, in per cent**



In this context, it is expected that unemployment (16.2% of all answers given) and previous migration by other community members (15.4% of all answers given) were the biggest triggers among respondents for shaping migrant decision for leaving Nigeria (see Figure 20), also being more reflective of the reported challenges than the cited reasons for migration. Another 10 per cent of all answers indicate that respondents also had ‘other’ triggers for migration, which were generally described education, corruption, and existing social networks in the country of origin.

**Figure 20: Main trigger for the migration of Nigerian returnees, in per cent**



In terms of employment, 41 per cent of respondents were self-employed before migration and – like the case of Nigerians in Libya – reported a personal average income of 208 USD/month. In line with this, 70 per cent of the respondents suggested that their personal average income was not sufficient to meet their monthly expenses. Another 22 per cent (N=20) of the respondents did not want to answer when asked if their personal average income had been sufficient.

Considering the links between previous migration history and internal displacement with the propensity to decide for engagement in future migration, more than 33 per cent of the respondents had engaged in international migration for more than six months, of which the majority was focused regionally within Africa. This is like the case reported by the Nigerian potential migrants and respondents in Greece. Only 7 per cent of the respondents reported previously internal displacement.

Half of the respondents reported having family living in Europe prior to their own migration, and 73 per cent reported the same for friends. Despite this, 77 per cent of the Nigerian returnees made the decision to migrate to Europe on their own. Others reported that their father/mother (40.0% of this group, N=8) or wife/husband (30.0% of this group, N=6) took the migration decision for them. 77 per cent of the respondents who decided by themselves to migrate still reported having discussed their potential migration with other parties. The primary party consisted of friends in Nigeria (50.9% of all answers given); they were generally supportive of the respondents’ decision to migrate (86.8%). The secondary party consisted mainly of friends in Europe (28.3% of all answers given, N=15) and family in Nigeria (24.5% of all answers given, N=13), who were even more supportive of the respondents’ decision to migrate (97.8%).

When considering the primary sources of information on which the Nigerian migrants based their decision to move to Europe, respondents noted word of mouth (32.2%, N=29), Facebook (20.0%, N=18), and the Internet (16.7%, N=15). Word of mouth (33.3%, N=30) and television (10.0%, N=9) were reported as the main secondary sources, though slightly under 30 percent of the respondents (27.8%, N=25) reported only one source of information about Europe. It is seen that, as was the case for the Nigerian respondents in the other stages of migration, communication apps (particularly Facebook) are again essential sources of information for Nigerian returnees in making their decision to migrate to Europe.

With regards to word of mouth, the primary channels included verbal contact (via phone, Viber, Facebook, and/or Skype) with family and friends in Europe (50.9%, N=30) and, to a much lesser extent, contact family and friends that had returned from Europe to Nigeria themselves (13.6%, N=8). In addition to family and friends returning from Europe to Nigeria (18.6%, N=11), written contact (via smartphone apps and/or social media) with family and friends (17.0%, N=10) was also an important mediator of word of mouth for information about Europe. This importance of family and friends in Europe as a source of information is also supported by an existing DTM desk review report (IOM, 2017b), where it is suggested that during their decision-making process Nigerian migrants are often reliant on information available through personal connections to the diaspora.

### **HIGHLIGHTS: Migration drivers and decision making among Nigerian migrants**

- Nigerians faced major economic challenges such as lack of sufficient income and livelihood opportunities, unemployment, financial problems, and debts alongside security problems, insecurity, opposition groups and security threats at the personal, household, and community level.
- Nigerian migrants most often indicated economic (e.g. lack of jobs and livelihood, lack of economic growth and prosperity) as well as security-related (e.g. personal- and family level insecurity, security threats) reasons for their migration. Comparatively, Nigerians in the Netherlands significantly more often indicate personal- and/or family-level insecurity than their counterparts.
- While there was no specific event that triggered Nigerians to leave their origin country a combination of economic triggers (e.g. lack or loss of employment, perceived job availability in Europe) and influence from the respondents' social circles (e.g. hearing from a family or friend that life in Europe was good, friends asking to join in their migration, family wanting them to migrate) influenced migration decisions. Security threats (e.g. security incident) were also mentioned as one of the main triggers to migrate for Nigerians in the Netherlands.
- When Nigerian migrants decided to migrate, they mostly made this decision independently. However, they often did consult others, such as their family and friends; these parties vastly approved of the migration decision. That said, exceptions include Nigerians transiting Niger and Nigerians in the Netherlands, who often made their decision to migrate by themselves without consulting others or by consulting their migration facilitator. When migration decisions were not taken by the respondent themselves, generally either the spouse or the parent made the decision for them. This reflects that

migration decisions may not solely be taken on the individual level but may also include the opinions of the household.

- Potential migrants in Nigeria indicated more often to have friends rather than family in Europe than their counterparts in transit, in destination, or upon return. Nonetheless, it is true that both family and friends played an important role, with 35 per cent of potential migrants having family contacts in Europe.
- The importance of social media and communication for Nigerian migrants, is indicated as their primary information sources on which their migration decisions were based.

## 4. THEMATIC AREA 3 – CHALLENGES AND RELATED VULNERABILITIES

This chapter provides an overview of the different challenges and vulnerability factors migrants from Nigeria face during their migration journey. To provide a comprehensive overview, the vulnerabilities of Nigerian migrants are considered in their country of origin, transit, and destination.<sup>5</sup>

### 4.1 Nigerian nationals leaving their home country

In general, the proportion of Nigerians planning to travel alone (44.1% of all answers given), with friends (44.1% of all answers given), or within a group (41.1% of all answers given) is evenly distributed. Of the migrants travelling alone, most were aged between 26 and 35 years (50.6%). Males (46.1%) were also slightly more likely to travel alone than females (40.6%). Most of the respondents (90.7%) reported having a smartphone which was primarily used for Facebook (92.3%), WhatsApp (92.0%), and an internet browser (10.2%).

Nigerian respondents also reported on the possibility of facing vulnerabilities and challenges along the journey. Almost all the Nigerian potential migrants (95.2%) expected to face problems en route to Europe, with only slightly more males (96.9%) than females (92.3%) expecting to face problems en route. In this context, there is statistically significant evidence that Nigerian potential migrants were more likely to expect problems en route to Europe than their Nigerian counterparts experienced them. It should be noted that the expectations and realities of problems faced en route to Europe – as well as perceptions of Europe that will be considered in Thematic Area 5 – are not always aligned. In this case, however, it could also be that Nigerians en route to Europe or already in Europe may have underreported the degree to which they experienced problems during their journey.

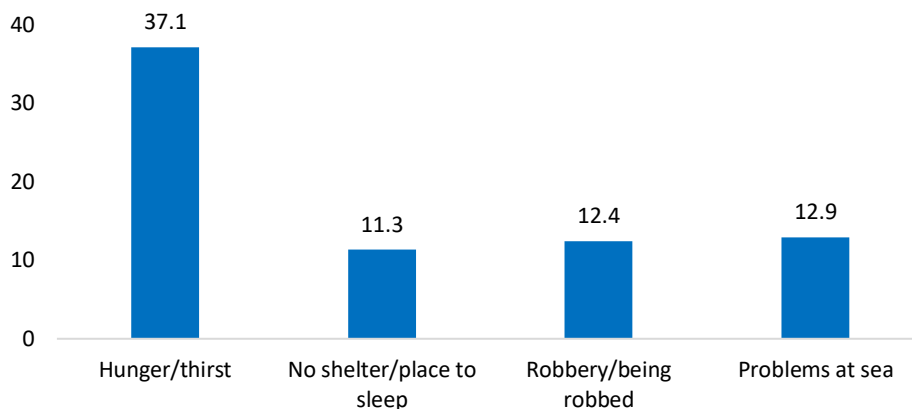
It is suggested that crossing the border out of Nigeria is considered relatively easier and hence constitutes the least risky part of the journey as highlighted by a DTM desk review report (IOM, 2017b). Nigerian potential migrants particularly noted that hunger and thirst (37.1%), being robbed (12.4%), and having problems at sea (12.9%) would be the most expected primary problem faced during their onward journey

---

<sup>5</sup> The structure of this chapter is reflective of the structure of the IOM desk review reports (see IOM, 2017a; 2017b; 2017c).

(see Figure 21). The top concern for Problem 1 – namely hunger and thirst - was expected among almost equal proportions of female (36.4%) and male (37.5%) potential migrants.

**Figure 21: Expected primary problem among Nigerian potential migrants, in per cent**



Being robbed (12.1%) and problems at sea (15.3%), in addition to not having shelter or a place to sleep (27.4%), were reported as expected secondary problem. Also, 17 per cent of the respondents did not expect to face problems upon arrival at their destination country.

#### 4.2 Nigerian nationals in transit in Niger

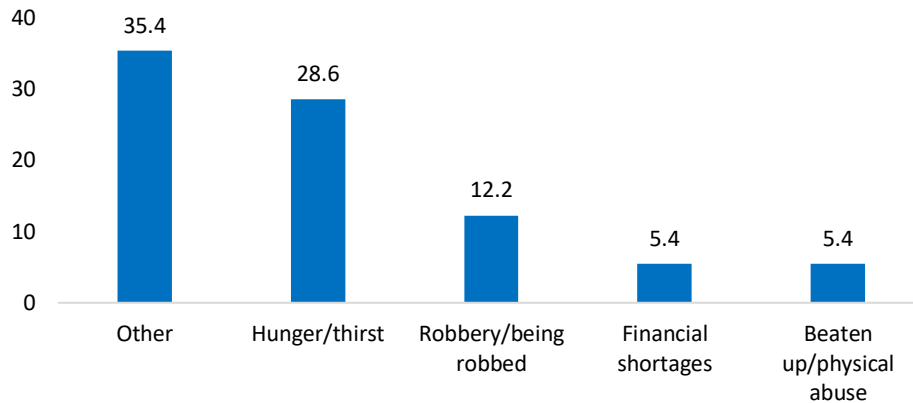
Nigerian respondents transiting in Niger primarily reported travelling alone (72.1% of all answers given), which was more common among males (76.4%) than females (64.6%). Of those travelling alone, respondents were generally between 18 and 25 years old (73.0%), 26 and 35 years old (72.4%), and 15 and 17 years old (65.9%). A relatively high percentage of the respondents travelling alone were between the ages of 15 and 17. With regards to the information sources used by Nigerians transiting in Niger, only 10 per cent of the respondents were travelling with a smartphone. Smartphones were used by respondents primarily to communicate with family and friends at home in Nigeria (91.7% of all answers given), at the destination country (33.3% of all answers given, N=28), and in Europe (20.2% of all answers given, N=17). WhatsApp (66.7%), Facebook (58.3%), and Snapchat (19.0%, N=16) were the most commonly used smartphone apps.

Respondents were asked to list the three main problems they had faced along their journey to Europe. Only 17 per cent of the Nigerian respondents (17.0%) in Niger reported having faced any problems along the migration journey so far. This may be expected considering Niger is the first transit country for many Nigerians en route to Europe. Of the 83 per cent of Nigerians that had not yet faced problems while travelling to Europe, the majority were male (63%), single (80%), and had secondary education (66%). Another 40 per cent of this cross-section of individuals originated from Edo. It is observed that similar proportions of females (15.7%) and males (17.7%) had already faced problems while en route to Europe.

The literature review in the DTM desk review report (IOM, 2017b) also suggests that the departure from Nigeria to its neighbouring countries, particularly Niger and Benin, is the least dangerous part of the

migration journey as it involves staying within the ECOWAS region, Nonetheless, the top three problems faced by the respondents are detailed here. Like the problems expected by the Nigerian potential migrants, the primary problem was associated with hunger and thirst (28.6%) and being robbed (12.2%, N=18). Females (46.0%, N=23) were much more likely than their male counterparts (19.6%, N=19) to have faced hunger and thirst en route to Europe.

**Figure 22: Primary (reported) problem among Nigerians in Niger, in per cent**



Although 47 per cent of the respondents reported facing only one problem, hunger and thirst (13.6%, N=20), lack of shelter and place to sleep (12.9%, N=19) were characteristic of the secondary problem reported. Overall, Problem 2 was experienced mostly in Niger (85.9%). It should be noted that more than 37 per cent of the respondents reported experiencing only two problems so far en route to Europe. Still, hunger and thirst (8.97%, N=7), a lack of shelter (8.97%, N=7) and robbery (7.69%, N=6) were characteristic of Problem 3. These problems were typically experienced in Niger (85.7%).

Nonetheless, since Niger is often the first transit country for Nigerians, it is expected that – in comparison to Nigerians in later stages of their migration journey – respondents in Niger primarily cited the country as the location where they experienced the most problems en route to Europe. Problems associated with dehydration and starvation are especially common for migrants when crossing the Sahara by road in Niger (Carter & Rohwerder, 2016).

Only 35 per cent of the Nigerian respondents in Niger expected to face any (more) problems upon continuation of their journey. Especially with regards to the potential migrants who were much more likely to expect problems en route, this high percentage of not expecting problems may be reflective of a shift in expectations among Nigerians during their journey; it may also indicate optimism related to the ease of reaching Niger, as many Nigerians go to Niger in private cars or on buses. Of those that did expect problems during their onward journey from Niger, 9 per cent expected to face hunger and thirst. Moreover, 12 per cent expected to face problems at sea and 8 per cent (N=23) expected to face financial shortages as secondary problems. Another 24 per cent of the respondents only expected to face one more problem during their journey.

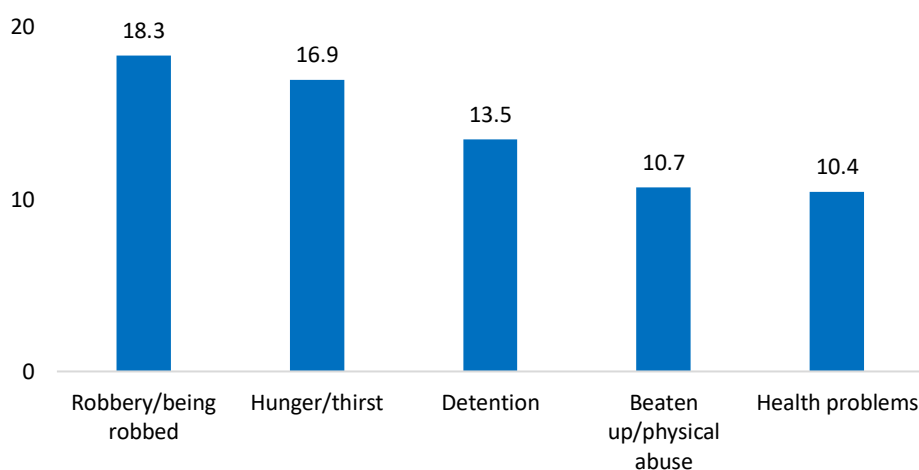


### 4.3 Nigerian nationals in transit in Libya

Many of the Nigerian respondents in Libya reported traveling either with a group (62.7% of all answers given) and/or with friends (44.4% of all answers given), unlike respondents in Niger who were more likely to be travelling alone. More than half (51.2%) of the respondents were travelling with a smartphone, a much greater proportion than reported by Nigerians in Niger. Smartphones were used by respondents primarily to communicate with friends and family in Nigeria (77.8% of all answers given), at the destination country (24.1% of all answers given), and in Europe (27.0% of all answers given). WhatsApp (67.6%), Facebook (49.2%), and Viber (46.8%) were the most commonly used smartphone apps among Nigerians transiting in Libya.

Nigerian respondents in Libya also reported facing vulnerabilities and challenges along the migration journey, as more than half (52.2%) had already faced problems en route to Europe. Of this, more females (64.2%) than males (50.1%) had faced problems. As shown in Figure 23, Problem 1 included robbery (18.3%), hunger and thirst (16.9%) and detention (13.5%).

**Figure 23: Primary (reported) problem among Nigerians in Libya, in per cent**



With regards to respondents' top concerns for Problem 1, more females (36.4%, N=28) than males (12.7%) faced hunger and thirst while more males (20.1%) than females (10.4%, N=8) faced robbery. Respondents noted that they had experienced these problems in Libya (42.5%), Niger (24.8%), and Sudan (10.2%). Robberies mostly occurred in Libya (49.4%), hunger and thirst were most common in Niger (43.8%) and Libya (20.6%), detention<sup>6</sup> was most prevalent in Libya (84.5%).

Detention (16.0%)<sup>7</sup>, financial shortages (7.42%), and health problems (5.80%) were characteristic of Problem 2 and were encountered in Libya (75.8%) and Niger (12.1%). It should be noted that more than half of the respondents (57.0%) reported experiencing only two problems en route to Europe. Problems

<sup>6</sup> Detention reported in Libya by 84.5% of the respondents was mainly linked to migration facilitators or fellow migrants or paramilitary groups.

<sup>7</sup> Detention reported by 16% of the respondents was mainly linked to migration facilitators or fellow migrants or paramilitary groups.

at sea (12.1%) and financial problems (7.42%) were characteristic of Problem 3. These problems were generally encountered in Libya (58.2%) and at sea (25.5%). Considering the financial problems mentioned by respondents, it is also reported that migrants often make stops for work during their journeys to support the cost of the journey (Malakooti, 2016; Reitano, Adal, & Shaw, 2014).

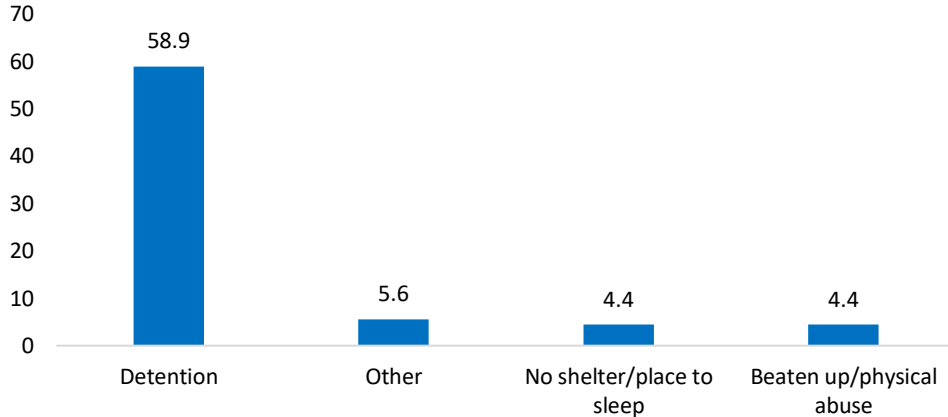
In this study, 41 per cent of the respondents reported facing only one problem, while 57 per cent cited facing two problems. Additionally, 22 per cent of the Nigerian respondents in Libya did not expect to face any (more) problems upon continuation of their journey. Of those that did expect problems during their onward journey from Libya, 36.1 per cent expected to face problems at sea and 12 per cent expected to face detention. In addition to deportation (19.2%), problems at sea (15.5%) and detention (21.2%) were also expected as secondary problems.

#### **4.4 Nigerian nationals in transit in Greece**

Like the Nigerians in Libya, many Nigerian respondents transiting in Greece reported travelling with friends (46.7% of all answers given) and/or with a group (26.3% of all answers given). With regards to the information sources used by Nigerians transiting in Greece, 89 per cent of the respondents reported having a smartphone. It should be noted that this proportion of smartphone possession is much higher than that reported by Nigerians in Niger and Libya. Smartphones were used by respondents primarily to communicate with family and friends at home in Nigeria (44.6% of all answers given) and in Europe (26.4% of all answers given). Facebook (64.6%), Skype (62.4%), and WhatsApp (61.3%) were the most commonly used smartphone apps. Of this, 24 per cent of Nigerians in Greece reported that they had primarily used an 'other' smartphone app en route to Europe, much of this group (81.2%) referred to Messenger.

Nigerian respondents in Greece also reported facing challenges along the migration journey, with 44 per cent having already faced problems en route to Europe. Females (47.1%) were slightly more likely than males (42.5%) to have already faced problems en route to Europe. It is also observed that 32 per cent of the respondents did not want to answer if they had already faced such problems. When asked about their top three problems during their journey, respondents suggested that Problem 1 was primarily associated with detention (58.9%).

**Figure 24: Primary (reported) problem among Nigerians in Greece, in per cent**



In general, Problem 1 included physical violence, detention, and lack of shelter which was primarily experienced in Turkey. More specifically, detention was mostly experienced in Turkey (86.8%) and associated with migration facilitators (93.5%). More females (60.6%, N=20) than males (57.9%) reported detention as a problem. Almost 25 per cent of the respondents (24.4%, N=22) reported facing only one problem en route to Europe.

Problem 2 included biometric registration<sup>8</sup> (32.2%, N=29) and was generally encountered by respondents in Greece (60.3%). Problem 3 included financial shortages (27.9%, N=19) and biometric registration (19.1%, N=13). Another 24 per cent (N=16) reported facing only two problems. Problem 3, however, was largely experienced in Greece (71.1%) and Turkey (28.9%, N=15).

Nigerian respondents also shared the types of problems that they expected to face during their onward journeys from Greece to Europe. The first challenge associated with the onward journey included problems at sea (27.5%) and financial shortages (8.82%, N=18). It should also be noted that 19 per cent of the respondents did not expect to face any more challenges en route to Europe, and another 19 per cent expected to face only one more problem. The second expected challenges further down the route, were primarily associated with biometric registration (11.5%, N=19), detention (16.3%, N=27), and injuries (11.5%, N=19).

#### **4.5 Nigerian nationals in the Netherlands**

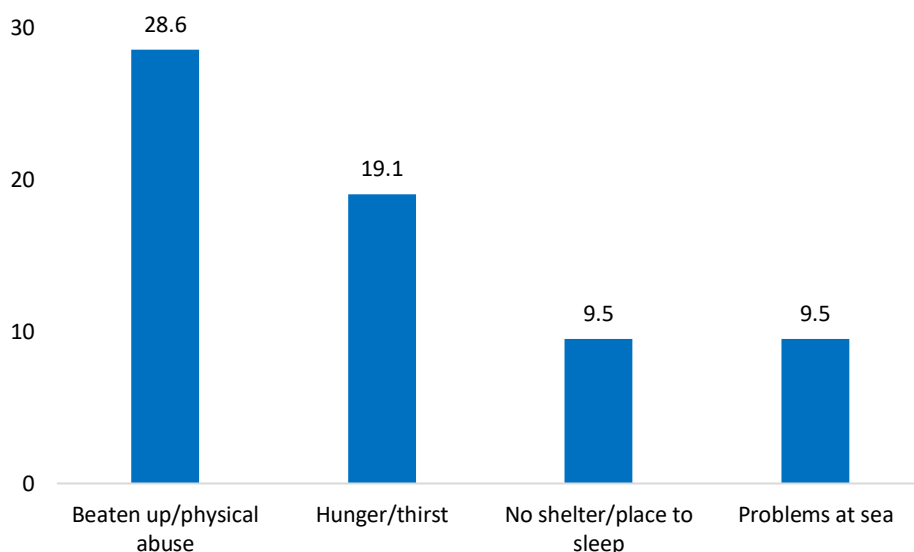
In their journeys to Europe respondents in the Netherlands primarily travelled alone (75.6% of all answers given) and/or with a group (34.2% of all answers given). Like the respondents in Sudan, 20 per cent (N=8) of the Nigerians in the Netherlands reported having had a smartphone with them during their migration to Europe. Respondents cited using their smartphones primarily to find information about the journey

<sup>8</sup> The collection of biometric information and registration is part of the Dublin Agreement whereby biometric information is collected at the first port of entry. However, from the perspective of Iraqi migrants it may be viewed as coercive because Iraqi migrants are aware that registering their biometric information in transit, (but technically their first port of entry to Europe) may hinder the asylum processes in their preferred destination country. Hence, from the migrants' perspective it was reported as a problem encountered in the journey.

and communicate with friends and family back home in Nigeria. Google Maps (37.5%, N=3), Facebook (25.0%, N=2), and Internet browsers (25.0%, N=2) were the most commonly used apps among respondents during their journeys.

Of the total respondents, 51 per cent (N=21) reported facing problems en route to Europe. According to these respondents, hunger and thirst (19.1%, N=4) as well as physical abuse (28.6%, N=6) were described as Problem 1 (see Figure 25).

**Figure 25: Primary (reported) problem among Nigerians in the Netherlands, in per cent**



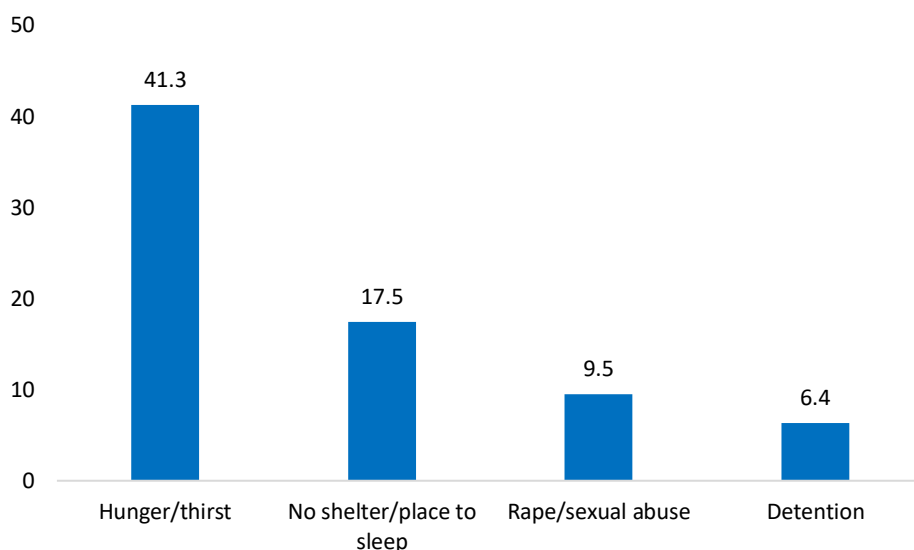
Moreover, respondents also cited hunger and thirst (19.1%, N=4) in addition to physical violence (14.3%, N=3) as characterising Problem 2. Another 37 per cent (N=7) of the respondents reported facing only two problems en route to Europe. Nonetheless, Problem 3 was described as involving detention (15.8%, N=3), experienced in Libya (50.0%, N=6) and at sea (25%, N=3) and largely linked to migration facilitators.

#### **4.6 Nigerian returnees**

Like respondents in the Netherlands, most of the Nigerian returnees had travelled alone (45.6% of all answers given) and/or with a group (30.4% of all answers given). It is observed that male respondents were more likely to travel alone (56.1%). Considering their information sources, almost half of the respondents (48.9%) reported having had a smartphone with them during the journey to Europe. These rates of smartphone possession were most like those cited by Nigerians in Libya. Most respondents had used WhatsApp (61.4%), Facebook (59.1%), and an Internet browser (22.7%) on their phones to communicate with family and friends in Nigeria (47.9% of all answers given) and in the destination country (28.8% of all answers given).

It should be noted that 70 per cent of the Nigerian returnees also reported having faced problems while travelling to Europe, with women (78.8%, N=26) being more likely than men (64.9%) to face problems. Most respondents reported facing hunger and thirst (41.3%, N=26) and a lack of shelter (17.5%, N=11) as their primary problems, as shown in Figure 26.

**Figure 26: Primary (reported) problem among Nigerians returnees, in per cent**



Problem 1 was experienced in Libya (30.2%, N=19) and in Niger (14.3%, N=9) and was associated with migration facilitators (17.5%, N=11) and other migrants (12.7%, N=8). With regards to Problem 1, in particular hunger and thirst were mainly experienced in Libya (30.8%, N=8) with migration facilitators (25.0%, N=6), whereas the lack of shelter was also most common in Libya (27.2%, N=7).

Problem 2 included robbery (20.6%, N=13), lack of shelter (12.7%, N=8), and detention (12.7%, N=8); it was encountered in Libya (33.3%, N=19); and was associated with migration facilitators (19.3%, N=11) and other migrants (17.5%, N=10). Almost 25 per cent of the respondents (24.6 per cent, N=14) reported facing only two problems en route to Europe. Problem 3 included problems at sea (15.8%, N=9) and deportation (8.77%, N=5).

## HIGHLIGHTS: Challenges and related vulnerabilities

- Considering Nigerian transit migrants collectively, respondents mostly experienced hunger and thirst and robbery while traveling to Europe. Nigerians in Greece, who mostly faced detention, are an exception to this pattern. When observing the cross tabulations for problems, locations and actors surrounding migrant problem it can be suggested that migrants mostly experienced hunger and thirst in Niger and Libya.

- It is observed that Nigerian potential migrants primarily planned to travel to Europe alone or with friends. Nigerians in transit, in the Netherlands, and upon return mostly reported travelling alone, with a group, or with friends.
- In general, half of the Nigerian respondents reported having a smartphone with them while travelling to Europe that they mainly used for communication with family and friends at home and in Europe and for information about their journey. However, only about 10 per cent of the Nigerians in Niger and 19 per cent of the Nigerians in the Netherlands reported having a smartphone during their migration journey.
- The main smartphone apps used by Nigerians during their migration journey were Facebook, WhatsApp, Skype, Internet browsers, Google Maps, and Viber.
- Almost all potential migrants expected to face challenges en route to Europe. The potential migrants expected problems more often during their migration to Europe in comparison to their counterparts.
- Between 17 per cent (those transiting in Niger) and around half (those in transit in Libya, Greece and the Netherlands) of the respondents expressed that they faced problems during their migration to Europe. Moreover, 70 per cent of Nigerian returnees reported facing problems while traveling to Europe.
- The most common problems potential migrants expected to face were hunger and thirst, being robbed, and problems at sea. Comparatively, their counterparts faced challenges including hunger and thirst, robbery, lack of shelter, detention, physical abuse, and biometric registration in later stages of their migration journey.

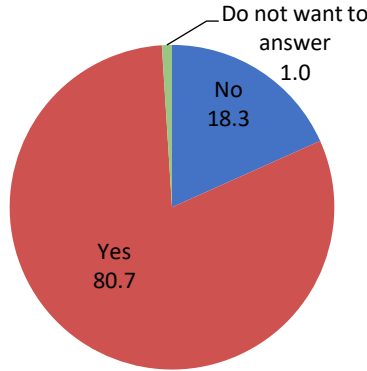
## 5. THEMATIC AREA 4 – THE ROLE OF INTERMEDIARIES

To understand the migration flows from Nigeria to Europe fully, it is also important to look at the role of intermediaries in this journey. Within this study, the general term *migration facilitator*, refers to anyone that is involved in the facilitation of migration services (irregular and regular) via air, land, or sea routes. Those services can range from consultative services for visa applications and acquiring (fraudulent) documents, to transportation arrangements, to the facilitation of border crossings. The definition used acknowledges the differences in services themselves and the often-used terms for those persons providing the migration services. Utilizing this definition of migration facilitators, this section will discuss the profile of such intermediaries and their role in the migration journeys of Nigerian migrants to Europe.

### 5.1 Nigerian nationals leaving their home country

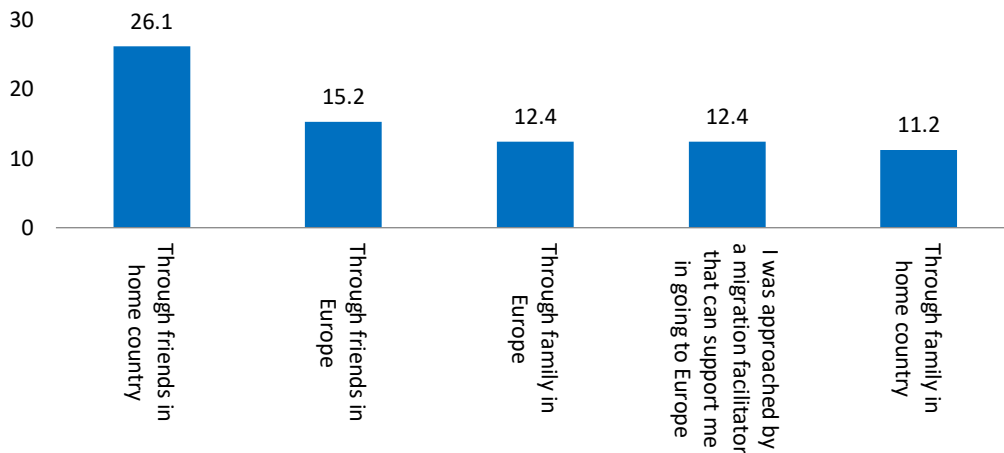
The majority (80.7%) of the Nigerian potential migrants planned to make use of a migration facilitator to leave Nigeria (see Figure 27). Of the Nigerian potential migrants, more female (88.8%) than male (76.2%) respondents were planning to make use of a migration facilitator for their initial journey to leave their home country. While 26 per cent of the Nigerian potential migrants planned to use migration facilitators while continuation of their journey from Nigeria to Europe.

**Figure 27: Intention to use a migration facilitator among Nigerian potential migrants, in per cent**



Revealing the importance (or expected importance) of social networks in the search for a migration facilitator (IOM Libya, 2017), Nigerian potential migrants who intended to use a migration facilitator expected gain contact through friends in Nigeria (26.1%), friends in Europe (15.2%), or through family in Europe (12.4%) while 12per cent reported being approached by a migration facilitator, rather than reaching out themselves (see Figure 28).

**Figure 28: First contact with the migration facilitator among Nigerian potential migrants, in per cent**



Payment to the intermediary was expected to be made through to a third party (28.6% of all answers given), in instalments in cash (29.2% of all answers given), or in full prior to departure (22.1% of all answers given). The expected average cost according to Nigerian potential migrants for their journey to their final destination was 7,191.09 USD. To finance the cost for migration facilitators, respondents planned to use savings (26.3% of all answers given), selling their assets (e.g. car, furniture) (18.1% of all answers given), and borrowing money from family and friends in Nigeria (14.1% of all answers given).

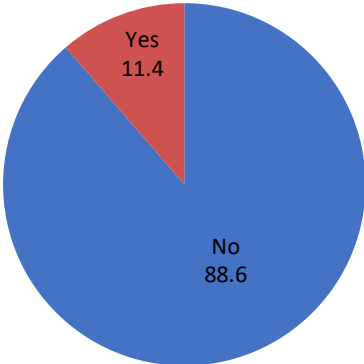
Nigerian potential migrants placed more emphasis on planning to inform their family and friends in Europe (33.6% of all answers given) and en route to Europe (21.8% of all answers given) of their journey.

While 27 per cent of respondents also planned to apply for an official passport. Prior to their journey, Nigerian potential migrants sought out information on the costs of migration (38.9%) and on the job market (18.8%).

### 5.2 Nigerian nationals in transit in Niger

As shown in Figure 29, not even 12 per cent of Nigerian respondents (11.4%) reported making use of migration facilitators in their journey to Niger. These low rates could be because Niger tends to be the first transit country for Nigerians on their migration journey. Moreover, since it is part of ECOWAS, Nigerians can travel legally in the country. Although the majority of Nigerian migrants in transit in Niger had not yet made use of a migration facilitator, more females (16.9%) than males (8.0%) had done so. Majority of the respondents in Niger were male (66%), single (78%), and had secondary education (64%). Another 40 per cent of this cross-section of individuals originated from Edo. Of those that had not yet made use of a migration facilitator, only another 14 per cent reported planning on doing so in the continuation of their journey. Despite their relatively low use of migration facilitators, respondents that had used migration facilitators on average used two facilitators in their journeys to Niger thus far.

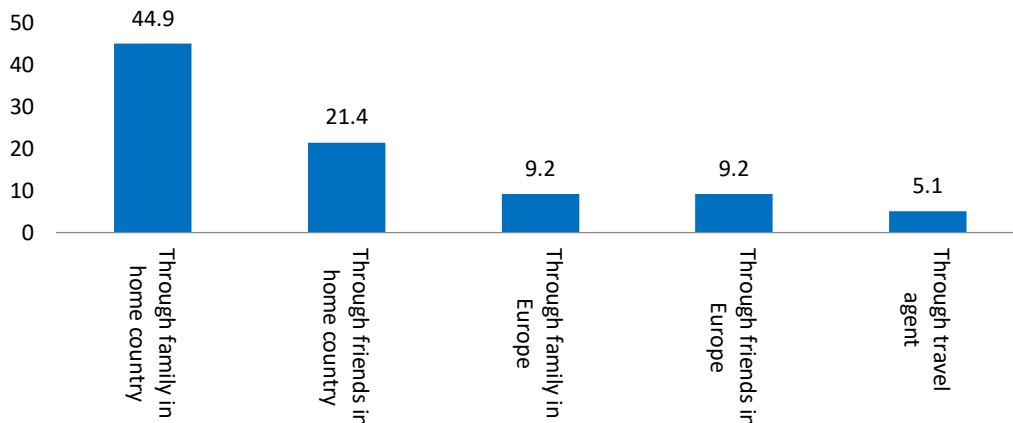
Figure 29: Use of a migration facilitator among Nigerian nationals transiting in Niger, in per cent



Of the respondents who had used a facilitator, 45 per cent encountered their migration facilitator through family in Nigeria, 21 per cent through friends in Nigeria, or 9 per cent through family in Europe (see Figure 30). Unlike Nigerian potential migrants who expected to pay their facilitator through a third party, payments by Nigerians in Niger to their intermediary were arranged in full prior to departure (76.5% of all answers given) or would be made after arrival in Europe (25.5% of all answers given).



**Figure 30: First contact with the migration facilitator among Nigerian nationals transiting in Niger, in per cent**



Like Nigerian potential migrants, respondents primarily relied on savings (44.0% of all answers given), sold assets such as their car or furniture (16.8% of all answers given), and borrowed money from family and friends in Nigeria (13.2% of all answers given) to finance their journey. Respondents reported financing their migration facilitator through ‘other’ means (12.6% indicated their reliance on family assistance (e.g. their parents paying for the journey)). This financial support from family in migration preparation is common. The average cost for the journey to reach Niger was 266.27 USD, while the average expected total costs to reach the final destination were 8,436.48 USD. These costs are also reflective of what was reported by Nigerian potential migrants. That said, 16 per cent of the Nigerians in Niger did not know the total costs to reach their current location, while another 68 per cent did not know how much they expected to pay to reach their final destination.

Prior to departure, respondents sought information on costs (21.8%), the job market (18.2%), and migration routes (12.1%). As a second priority, respondents collected information primarily on transportation (20.6%), costs (17.4%), and the job market (15.8%). As a third priority, the surveyed Nigerians collected information on transportation (17.9%), routes (12.7%), and costs (11.1%). While 28 per cent of the respondents did not seek more information. Other preparations involved obtaining an original passport (16.2% of all answers given), while some respondents (53.7% of all answers given) also reported not making any other preparations. Another 11 per cent of all answers given indicate that the respondents did not want to answer when asked about other preparations they had made for migration to Europe. For the Nigerians surveyed in Niger, the preparations to leave Nigeria varied from less than one month (19.2%), to between one and two months (29.2%), to between three and four months (18.6%).

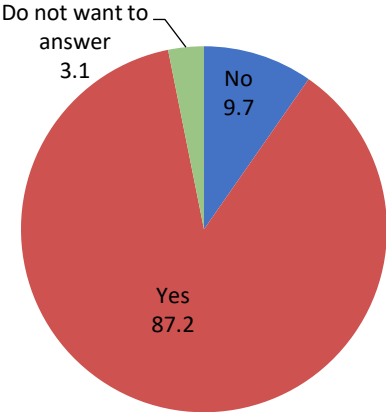
### 5.3 Nigerian nationals in transit in Libya

Most of the Nigerian respondents (87.2%) reported making use of a migration facilitator. This reflects a much greater proportion than what was reported by Nigerians in Niger and supports the 80 per cent estimates of IOM Libya (2017). On average, Nigerians in transit in Libya used three migration facilitators in their journey so far. Unsurprisingly, this could be because it is generally more important to reach further

transit or destination countries (such as Libya) than the first transit country (such as Niger) and because Libya is not an ECOWAS member. Therefore, migration from Niger to Libya is often irregular and entails a dangerous journey in the Sahara Desert that is almost impossible to do independently.

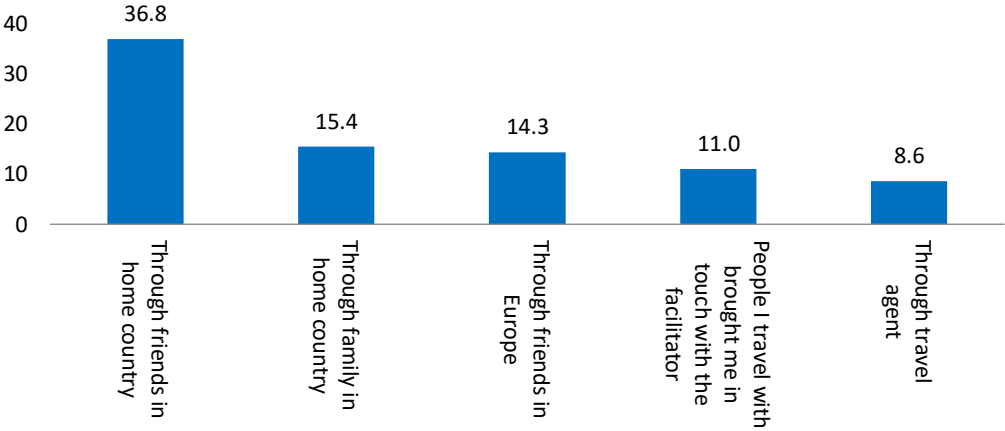
Male (86.5%) and female (90.8) respondents both reported to make use of a migration facilitator. Of the respondents that had not yet made use of a migration facilitator, 39 per cent reported on planning to do so in the continuation of their journey.

**Figure 31: Use of a migration facilitator among Nigerian nationals transiting in Libya, in per cent**



IOM Libya (2017) describes that intermediaries, such as smugglers or brokers, are often active in the social surroundings and networks of Nigerian migrants – and this is also the case in the current report for the Nigerian respondents transiting in Libya. As shown in Figure 32, the majority of the respondents had encountered their migration facilitator through their social circles both in Nigeria and in Europe: friends in their home country (36.8%), family in Nigeria (15.4%), and friends in Europe (14.3%).

**Figure 32: First contact with the migration facilitator among Nigerian nationals transiting in Libya, in per cent**



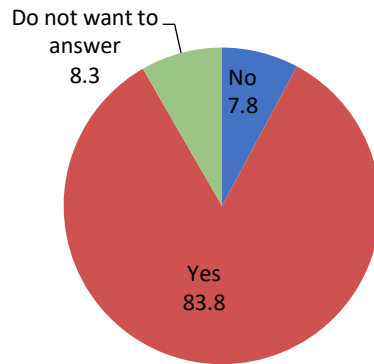
Like respondents in Niger, payment to the intermediary was made in full prior to departure (47.1% of all answers given), though instalments in cash (22.9% of all answers given), and in instalments through the *hawala* system (20.4% of all answers given). The average cost for the journey thus far to reach Libya was 1,314.68 USD, while the remaining average expected total costs to reach the final destination were 2,773.80 USD; these expected costs to reach Europe are much lower than those reported by Nigerian potential migrants and respondents in Niger. However, these costs do generally align with what is reported by Nigerians interviewed in Libya under FMS data by IOM Libya (2017), where costs to reach Libya were mostly between USD 1,000 and USD 5,000 (60%) or under USD 1,000 (38%). However, 29 per cent of the Nigerians in Libya did not know the cost to their final destination.

To finance their journey, Nigerians in Libya reported using savings (47.1% of all answers given) or borrowing money from family and friends in their home country (42.0% of all answers given). This is similar to respondents still in the origin country and those in Niger. Other preparations involved informing friends and family in Europe (41.2% of all answers given), while 47 per cent of respondents did not make other preparations. Prior to departure, respondents primarily sought out information on costs (67.3%). As a second priority, respondents collected information on routes (39.5%). As a third priority, Nigerian respondents collected information on the job market (23.3%), transportation (21.7%), and routes (10.7%). Among the Nigerian respondents in Libya, preparations for migration journeys generally took either between three and four months (27.1%) or more than six months (23.7%).

#### **5.4 Nigerian nationals in transit in Greece**

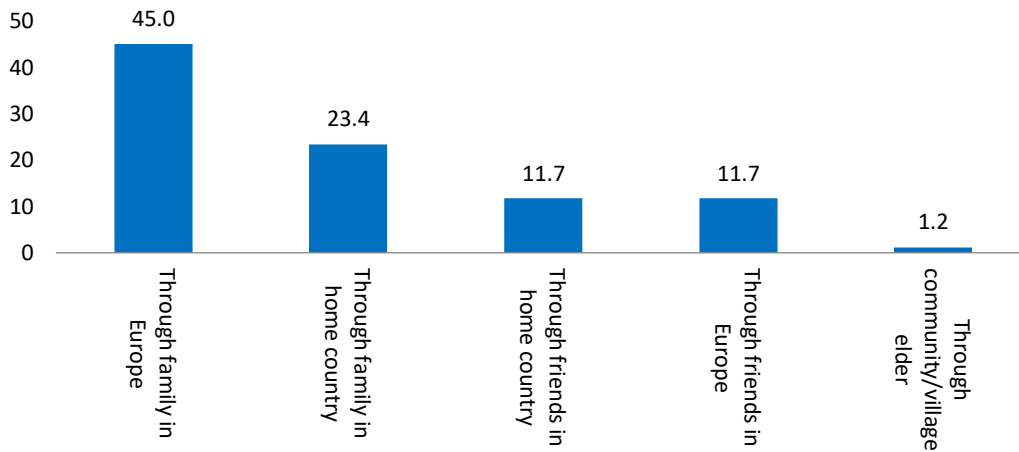
More than three-fourths of the Nigerians transiting in Greece (83.8%) had already used a migration facilitator en route to Europe, very similar to respondents in Libya (see Figure 33). The average number of migration facilitators used by the respondents was two. As was also the case for Ethiopians transiting in Greece, such rates of facilitator use might be expected since using an irregular migration facilitator crossing from Turkey to Greece is common (Malakooti, 2016). The percentage of females that made use of a migration facilitator is particularly higher than the percentage of male migrants that had done so (95.7% as compared to 77.6%, respectively). Of the respondents that had not yet used a facilitator, 75 per cent did not plan to do so in the continuation of their journey. Another 19 per cent did not know if they still planned to use a migration facilitator.

**Figure 33: Use of a migration facilitator among Nigerian nationals transiting in Greece, in per cent**



Of the respondents that had already used a facilitator, most respondents encountered their facilitator through family in Europe (45.0%) and in Nigeria (23.4%) (see Figure 34). Thereby demonstrating the important role of transnational connections in facilitating the migration process. Similarly, DTM report by IOM Libya (2017) finds that especially in Nigeria, there are often close ties between networks of irregular migration facilitators and the friends and family members of migrants.

**Figure 34: First contact with the migration facilitator among Nigerian nationals transiting in Greece, in per cent**



Unlike respondents in the origin country or in the other transit countries, payment to the migration facilitator by Nigerians in Greece was, for the most part, expected to be made upon arrival in Europe (44.2%). In this regard, it should not be forgotten that – as previously mentioned and as also stated in the literature – such finance arrangements render the migrant vulnerable to extortion by the smuggler after arriving in Europe (Majidi, 2016; Marchand et al., 2016; RMMS, 2016). Respondents reported that the average cost for the journey to their Greece was 2,065.48 USD, while the average expected total costs to reach the final destination were 3,887.33 USD. These expected costs are like those reported by respondents in Libya but, lower than those reported by respondents in Niger. That said, 32 per cent of the

Nigerians in Greece did not know how much they expected to pay to reach their final destination, while 19 per cent of the respondents did not want to answer.

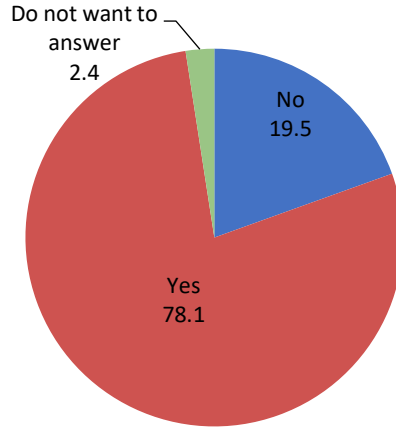
To finance the costs for intermediaries, migrants, often leveraged their social networks and familial ties: unlike their Nigerian counterparts, respondents primarily borrowed money from family and friends in Nigeria (17.5% of all answers given) or borrowed money from family and friends in Europe (17.5% of all answers given). This source of financing is not unexpected, and it is suggested by the DTM desk review report (IOM, 2017b) that migrants often rely on their ties to their family and friends in their local communities and diaspora to help finance their journeys. Additionally, 22. per cent of the respondents reported financing their journey in 'other' ways, these respondents primarily reported their parents paying for the journey. Among the Nigerian respondents surveyed in Greece, preparations required to migrate from Nigeria to Europe generally took between three and four months (16.2%) or more than six months (33.3%). Another 22 per cent of the respondents did not want to answer when asked how long their migration preparations had taken.

Other preparations involved obtaining an original passport (31.0% of all answers given), as well as informing family and friends in Europe (23.6% of all answers given). Some respondents also reported not making any other preparations (28.4% of all answers given). Prior to departure, as priority, respondents sought information on costs (47.6%) and the job market (13.2%). As a second priority, respondents sought information on routes (43.5%) and the job market (17.0%) and as third priority, information on transportation (45.1%) and the job market (19.6%, N=30).

## **5.5 Nigerian nationals in the Netherlands**

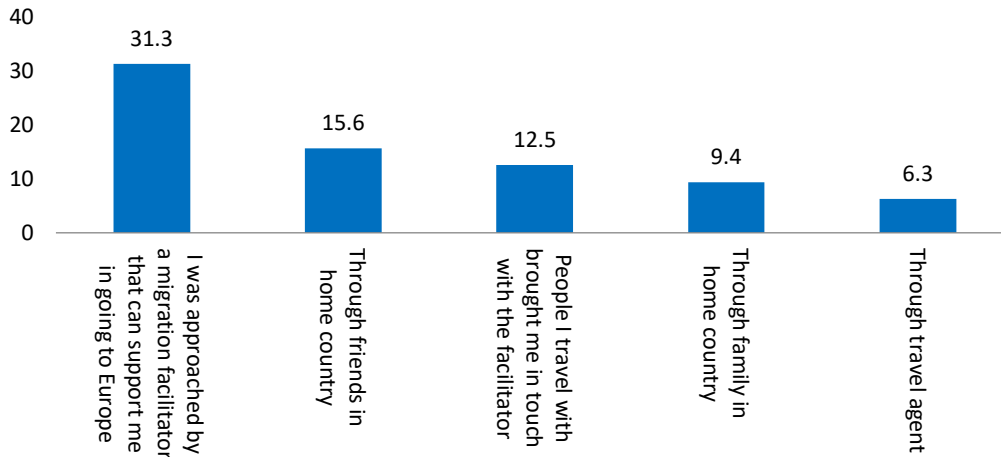
Like respondents in Libya and Greece, most Nigerian respondents in the Netherlands (78.1%) had made use of a migration facilitator in their journey to Europe (see Figure 35). On average, respondents had made use of two migration facilitators during their journey, who they contacted through friends (15.6%, N=5) in Nigeria. Conversely, 31 per cent (N=10) of the respondents reported being approached by a migration facilitator (see Figure 36).

**Figure 35: Use of a migration facilitator among Nigerian nationals in the Netherlands, in per cent**



Most respondents paid the intermediary in full prior to departure. This could be considered risky, as migrants run this risk of being abandoned by their irregular migration facilitator without even starting their journey. The average costs of the journey to the Netherlands was 10,090.03 USD. These appear comparatively higher than reported or expected by any Nigerians in other stages of their migration journey. However, 75per cent (N=21) of the respondents did not know how much they had paid to reach the Netherlands.

**Figure 36: First contact with the migration facilitator among Nigerian nationals in the Netherlands, in per cent**



To finance their migration, Nigerian respondents in the Netherlands reported that they had either relied on savings (24.0% of all answers given, N=12) or worked along the route (18.0% of all answers given, N=9). Those citing ‘other’ means (28.0%; N=14) generally referred to paying upon arrival in Europe, as well as working along the route (sometimes by means of prostitution). Similarly, the literature also cites working

along the route as a common practice amongst migrants when faced with financial shortages or unexpected costs of the journey (Reitano, Adal & Shaw 2014).

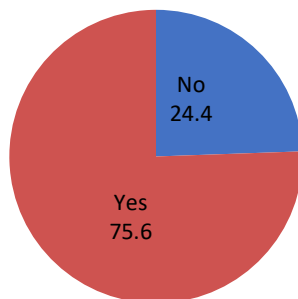
This study also found other common preparations for respondents such as obtaining an official Schengen visa. This may sometimes cost more than 100 EUR (17.1% of all answers given, N=7) – which could be linked to bribery as the usual fee for a Schengen visa is around 60 EUR – or obtaining false documentation, such as a false passport or visa (12.2% of all answers given, N=5). As also noted in the literature (Reitano, Adal & Shaw, 2014), irregular migration facilitators are often responsible for providing migrants with such fraudulent papers. Moreover, according to IOM literature it has become increasingly easier for Nigerians to gain access to genuine documents with incorrect data (IOM, 2017b). Some respondents (58.5% of all answers given, N=24) also reported not making any other preparations. In general, preparations for the journey took less than a month (53.7%, N=22); respondents also commonly needed between three and four months (14.6%, N=6) to prepare.

Prior to departure, as priority respondents collected information on routes (9.76%, N=4), secondly on costs (14.3%, N=2) and visa procedures (14.3%, N=2), and thirdly also on routes (12.5%, N=1), transportation (12.5%, N=1), and access to healthcare (12.5%, N=1). It should be noted that almost half of the respondents (42.9%, N=6) reported only looking for one type of information and another 63 per cent (N=5) only for two types of information. Another 66 per cent (N=27) of the respondents did not look for additional information to begin with.

## 5.6 Nigerian returnees

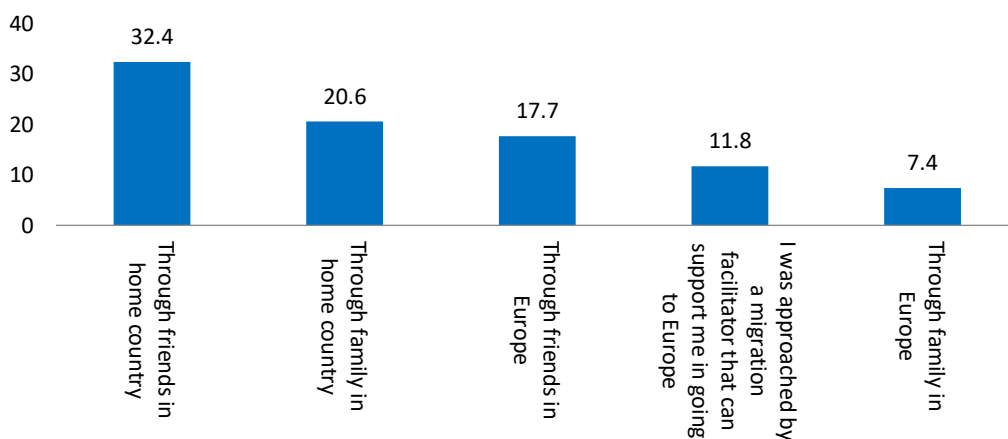
Nigerian returnees were also asked about the role of intermediaries in their initial migration journeys from Nigeria to Europe. More than 76 per cent of the Nigerian returnees reported having made use of a migration facilitator. On average, they used two migration facilitators in their initial journey from Nigeria to Europe. Closely reflecting IOM Libya's (2017) finding that 80 per cent of sub-Saharan African migration entails the involvement of smugglers, this proportion of facilitator use also reflects what is reported by respondents transiting in Greece, Libya as well as those already in the Netherlands. Of the Nigerian returnees, more females (81.8%, N=27) than males (71.9%) had made use of a migration facilitator.

**Figure 37: Use of a migration facilitator among Nigerian returnees, in per cent**



As shown in Figure 38, most of the respondents had encountered migration facilitators through friends in their home country (32.4%, N=22) and through family in their home country (20.6%, N=14). A similar pattern is also noted in a DTM desk review report (IOM, 2017b), where it is reported that irregular migration facilitators are often known by migrants as a family friend or as part of their wider social circles.

**Figure 38: First contact with the migration facilitator among Nigerian returnees, in per cent**



Payment to the intermediary was reported to be arranged through cash instalments (36.7% of all answers given, N=29) and in full prior to departure (24.1% of all answers given, N=19). The average cost for returnees to reach their final destination had been 3,683.08 USD, similar to what was reported by Nigerians in Greece and in Libya. With regards to other preparations for migration, most of the surveyed returnees reported having financed their journey through savings (32.1%, N=42 of all answers given), borrowing money from family and friends in Nigeria (18.3% of all answers given, N=24), and by working along the migration route (12.2% of all answers given, N=16).

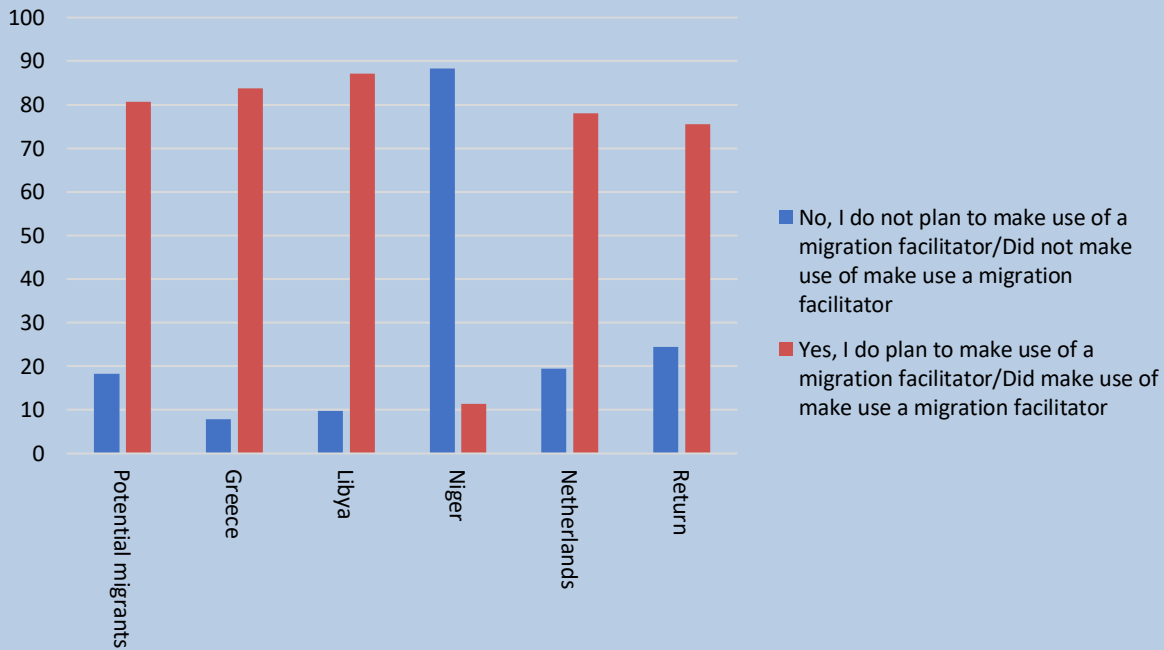
Another common preparation among returnees included obtaining an original passport. Preparations for the journey generally took between three and four months (23.3%, N=21) or more than six months (30.0%, N=27). Prior to their journeys, respondents reported to collect information on costs (65.6%), secondly on routes (29.9%, N=26) and transportation (25.3%, N=22), and thirdly on transportation (19.8%, N=17), visa procedures (12.8%, N=11), and the job market (12.8%, N=11).

### HIGHLIGHTS: The role of intermediaries for Nigerian migrants

- As shown in Figure 39, slightly over 80 per cent of the Nigerian potential migrants planned to make use of a migration facilitator when leaving Nigeria. This seems consistent with the approximately eight out of ten migrants -those in Libya, Greece, and the Netherlands as well as upon return who used a migration facilitator in their migration journey. However, a smaller percentage of the Nigerian transit migrants in Niger (11.4%) reported having used a migration facilitator.



**Figure 39: Use of a migration facilitator among Nigerian migrants (across stages), in per cent**



- The average number of migration facilitators used by Nigerian migrants was approximately two.
- In preparation for their migration journey, migrants mostly collected information on the costs of migration, the job market, and transportation options.
- To finance their travels to Europe, Nigerian migrants generally reported relying on savings, borrowing money, selling assets, and working along the route.
- This report finds that there is a variance in actual and expected costs of migration between the different stages. While expectations on the (remaining) costs to reach the final destination vary between 2,773 USD (Libya) to 8,436 USD (Niger), actual costs to reach the final destination are reported to be around 10,000 USD by Nigerians in the Netherlands. This amount is much higher than any of the expected costs.

## 6. THEMATIC AREA 5 – MIGRANT PERCEPTIONS TOWARDS EUROPE

### 6.1 Nigerian nationals leaving their home country

The most common intended countries of destination among Nigerians were Italy (27.3%), Spain (14.5%), and the UK (11.8%). Figure 40 shows that the primary reasons for choosing a specific European destination country were based on the perceived availability of jobs in the country (26.8%) and existing network of friends and family there (44.7%). For 13 per cent of the Nigerian respondents, their destination was not their choice but was selected by their migration facilitator. In addition to the information provided by the

migration facilitator (9.21%) as well as perceived job availability (36.6%), the presence of friends and family (9.49%) also contributed to secondary reasons for the choice of destination countries among Nigerian potential migrants. The primary reason for Nigerians who intend to migrate to Italy, Spain, and the UK are existing connections (i.e. having family and friends there), with the main secondary reason in all three cases being the perceived availability of jobs there.

When comparing the reasons why respondents left Nigeria with the reasons for choosing their intended destination country, a number of observations can be made. It is shown in Thematic Area 2 that Nigerian potential migrants migrated mainly because of a lack of jobs and livelihood opportunities at home, and low economic growth and prosperity. These reasons are linked to the existing network of friends and family at the intended destination country and the perceived availability of jobs.

**Figure 40: Reason 1 for choice of intended destination country among Nigerian potential migrants, in per cent**

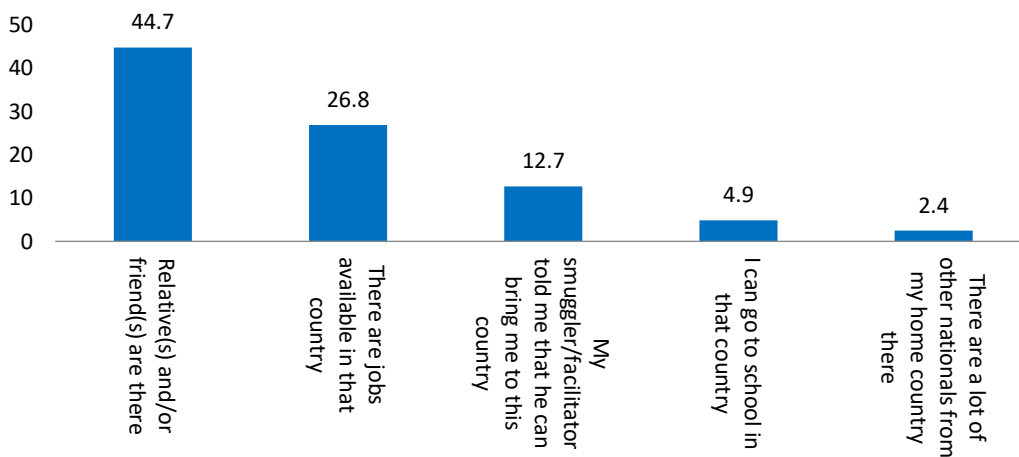
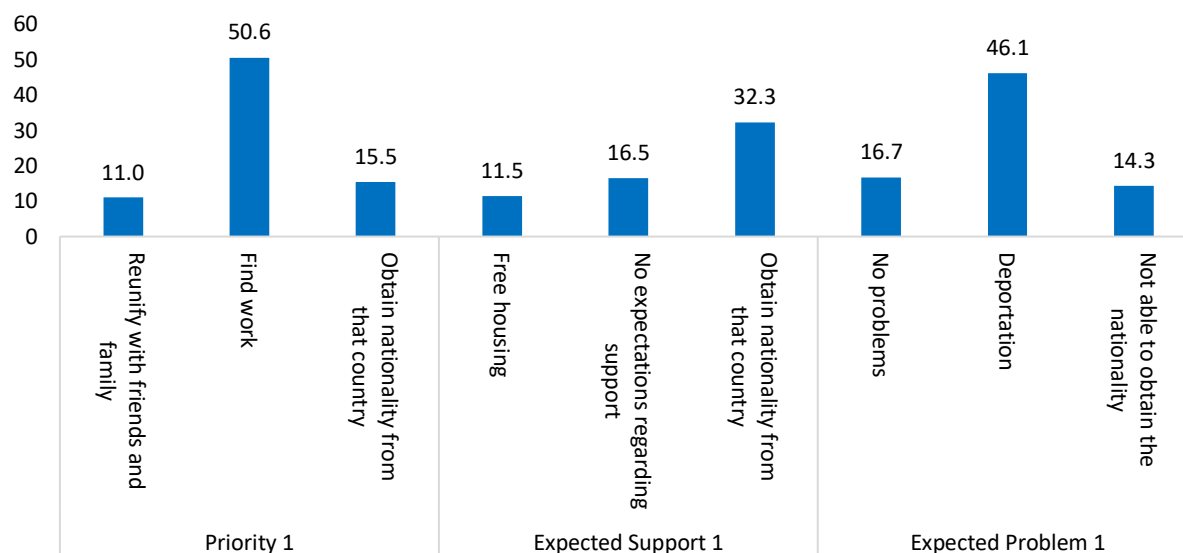


Figure 41 illustrates that once in Europe, the first priority of potential Nigerian migrants is to find work (50.6%), obtain nationality (15.5%) and reunite with family and friends (11%). Secondary priorities were – again – finding work (26.1%), finding housing (20.8%) and reunifying with friends and family (10.5%). Many Nigerian potential migrants expected to receive nationality (32.3%) and free housing (11.5%) from their host country, whereas only 6 per cent expected to receive asylum. Expectations for secondary types of support were different than primary support: free healthcare (14.1%), a monthly living stipend (12.6%) and free education (9.61%). It should be noted that 17 per cent of the Nigerian respondents did not have any expectations of support from the government of their future host country and that 25 per cent only expected to receive only one type of support.

**Figure 41: Priority 1 upon arrival + Support 1 expected from host government + expected Problem 1 in the destination among Nigerian potential migrants, in per cent**



When considering the overlap between expectations of receiving nationality (the main expected support with the choice of intended destination country, the role of existing transnational networks (i.e. having friends and family there) and of the perceived availability of jobs in the country. In this regard, the importance of transnational networks and perceived job availability in the intended destination country becomes clear. Deportation (46.1%) and being unable to attain nationality (14.3%) were the primary challenges expected by respondents upon arrival in Europe. Secondary challenges included being unable to bring family members to Europe (16.0%).

The sources of information that migrants utilise and have access to play an important role in the migration process. Existing migrant networks are known to inform potential and traveling migrants about the possible routes and destination countries. Many Nigerian potential migrants used word of mouth (28.8%) and radio (25.1%) as their primary and secondary sources of information. Word of mouth such as verbal contact (via phone, Viber, Facebook, and/or Skype) with friends and family in Europe (54.1%) was most common. Contact with friends and family that returned from Europe (18.6%) as well as written contact (via smartphone apps and/or social media) with friends and family in Europe (15%, N=29) were mentioned as secondary channels for word of mouth. Among the Nigerian potential migrants, social media is a source that not only indicates the use of migration networks but also shows how such platforms can potentially expand an individual's network.

Based on their perceptions of Europe, 76 per cent of the Nigerian respondents reported that they would advise others to migrate to Europe, and 6 per cent reported this for regular means of migration. Main reasons for their migration advice were the perception good jobs (44.4%) and education (13.3%) in Europe combined with the bleak future opportunities in Nigeria (12.2%). Females and males were equally likely

to advise others on migration to Europe (77.6% and 75%, respectively). The main reasons for respondents to discourage migration included the difficulties (23.8%, N=19) and dangers (33.8%, N=27) along the migration journey. It is also found that Nigerian potential migrants (44.4%) are significantly more likely than other Nigerians to advise migration based on the perceived availability of good jobs.

Nigerian potential migrants were less likely to advise others to migrate to Europe if they expected problems whilst travelling en route (98.0%); this is in comparison to the 95 per cent of respondents that expected problems while travelling en route and would still advise on migration. However, respondents were more likely suggest migration to Europe if they had family living in Europe prior to their -migration (86.3%), compared to those who did not have family living in Europe (67.3%). The same holds for respondents who had friends living in Europe: they were more likely to advise others to migrate to Europe (77.2%), than those who did not have friends living in Europe pre-migration (71.2%).

Only 15 per cent of the Nigerian respondents reported being aware of the asylum procedure. Based on the qualitative data, most Nigerians in their home country associated the asylum procedure with the act of seeking (international) protection and a place of safety. Some suggested that asylum was a type of protection specifically granted to migrants and refugees by European countries. Others also suggested that asylum, granted by the government in the destination, was a right to stay in a country for a certain period.

“This is the protection and provision granted an individual in a country that is not his/her home country” (Nigerian in origin country)

“A place of protection” (Nigerian in origin country)

“The right given to a foreigner by the government of the country he is migrating to, for him/she to live for a certain period of time” (Nigerian in origin country)

“Asylum is a sort of documentation or certification that guarantee a foreigner to stay in the destination country for some period of time” (Nigerian in origin country)

“It is a set of document(s) that is granting and withdrawing international protection which provide adequate international protection and legal assistance to the migrants” (Nigerian in origin country)

Some also made linkages to receiving food, clothing, shelter, healthcare, and legal support from the host government. Moreover, a number of Nigerian potential migrants mentioned receiving support by friends in handling the asylum procedure.

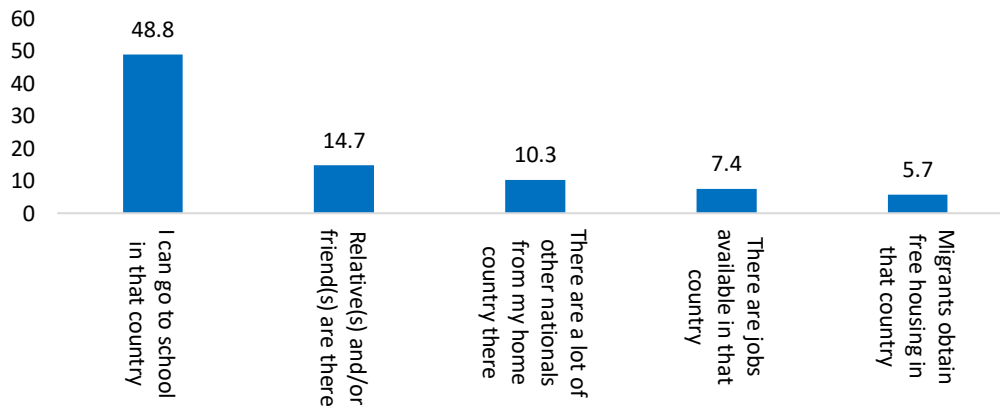
## 6.2 Nigerian nationals in transit in Niger

Among the Nigerian respondents in Niger, Germany (22.6%), Italy (21.7%), and France (15.0%) were the most common intended destinations. Only 3 per cent reported not knowing their intended destination country but that they wanted to reach Europe in general. Even though they do not make up a great proportion of the total, these responses align with the pattern found in the literature that migrants choose Europe as a general destination rather than having a specific destination country in mind before migration (Crawley et al., 2016). Of the 19 per cent of Nigerians in Niger who reported an 'other' country as their intended destination, the majority planned to go to either the United States of America or Canada.

Figure 42 shows that the primary reason for the Nigerian respondents in Niger to choose their specific destination country in Europe included the perceived availability of jobs (48.8%), existing network of friends and family (14.7%), education (10.3%). Secondary reason included the safety of the country (8.37%), job availability (23.5%) and the access to schooling (17.7%). Respondents most often chose Germany, Italy, and France as their intended destination because of perceived job availability, and educational opportunities and safety as the main secondary reasons.

Nigerian respondents in Niger who cited job availability as the main reason to migrate reported to have left their countries of origin because of the lack of jobs or low economic growth/prosperity. That said, job availability was also a main factor for those leaving for other non-economic reasons, including corruption as well personal or general insecurity.

**Figure 42: Reason 1 for choice of intended destination country among Nigerian nationals transiting in Niger, in per cent**

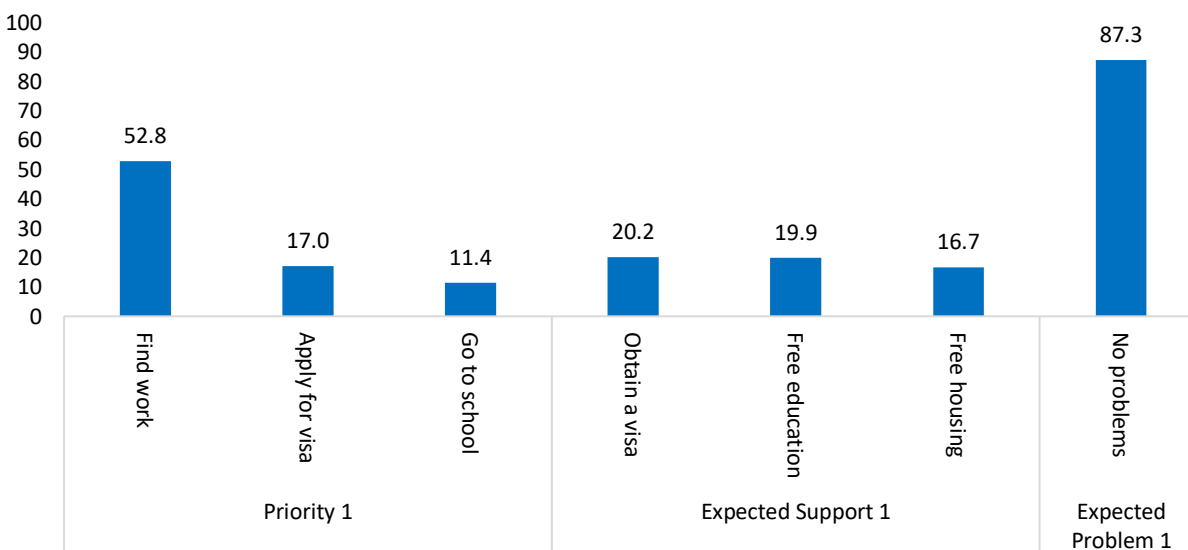


It should be noted that, 24 per cent of the respondents changed their destination country. In this regard, Germany (19.9%), Italy (13.9%), the UK (13.9%), and France (13.4%) were most frequently reported. Reasons for changing their intended destination included better access to jobs and asylum/legal status as well as better education in the newly selected country. Nigerians in Niger also commonly reported an 'other' reason (17.9%), which were linked to shifting transnational connections (e.g. family/friends that live in or moved to another country) as well as the development of new migration regulations and rising

xenophobia. Other respondents liked their current location enough to stay there rather than continuing their migration journey to their originally intended destination country.

Figure 43 illustrates expected priorities of transit Nigerian respondents in Niger whose first priorities would be to find work (52.8%) and apply for a visa (17.0%) once they arrive in Europe. Like Nigerian potential migrants, these activities were also reported by respondents as their secondary priorities. The expectations of Nigerian migrants in Niger from their future host country were diverse. While obtaining nationality was most common among potential migrants, obtaining a visa (20.2%), being provided free education (19.9%), and accessing free housing (16.7%) were primary expectations. Expectations for secondary types of support were also varied, including receive free education (17.4%), obtain a visa (14.7%) and access free housing (11.7%). It should be noted that only 2 per cent of the Nigerian respondents in Niger did not have any expectations of support and that 18.2 per cent only expected to receive one type of support. As seen in Figure 43, the vast majority of the respondents (87.3%) did not expect to face problems in their destination country. Of those expecting to face problems, 19 per cent expected to face only one problem. The secondary problems that were cited by the other respondents included a lack of jobs (26.4%, N=29), no financial support (12.7%) and no housing (10.0%).

**Figure 43: Priority 1 upon arrival + Support 1 expected from host government + Expected Problem 1 in the destination among Nigerians in Niger, in per cent**



Looking at the expected forms of support at destination in relation to the main reason for migration, Nigerian respondents in Niger who wanted to move to a country because of job availability reported expectations of receiving free education (22.6%), obtaining a visa (20.6%), and obtaining nationality (16.9%). Similarly, those migrating because existing network of friends and family residing there cited obtaining nationality (23.1%), free education (20.7%), and free housing (19.0%).

Most Nigerian nationals surveyed in Niger suggested using word of mouth (28.1%), television (22.9%), the Internet (13.4%), and Facebook (13.2%) as their primary source of information. The same channels were also reported by Nigerians in Niger when asked about their secondary sources of information, though 37 per cent of respondents reported having only one information source for their perceptions of Europe.

With regards to word of mouth in particular, verbal contact (via phone, Viber, Facebook, and/or Skype) (27.7%) and written contact (via smartphone apps and/or social media) (12.1%) with family and friends in Europe as well as contact with family and friends that had returned to Nigeria from Europe (17.8%) were important primary channels. Secondary channels for word of mouth was also associated with contact with family and friends that had returned to Nigeria from Europe (16.6%) as well as with verbal contact (via phone, Viber, Facebook, and/or Skype) with family and friends in Europe (15.7%). Almost one-third of the respondents (28.6%) reported only using one channel for word of mouth.

Comparatively lower than Nigerian potential migrants, only 29 per cent of the Nigerians surveyed in Niger reported that they would advise others to migrate to Europe. Females were more likely to advise others to migrate than males (34.8% and 25.1%, respectively). The notion of a bleak future for opportunities in Nigeria (52.4% of all answers given) and the perceived availability of good jobs (39.1% of all answers given) and social welfare mechanisms (15.7% of all answers given) in Europe were the main reasons for suggesting the migration of others.

The main reasons for respondents to discourage migration included the travel route to Europe being too dangerous (54.7% of all answers given) and the existence of too many difficulties in the migration route (50.7% of all answers given). This is noteworthy considering that, as presented in Thematic Area 3, Nigerians in Niger did not report high rates of having faced problems en route to Europe. When Nigerians in Niger were asked why they would not advise others to migrate to Europe, respondents also commonly replied with 'other' (16.4%). In this context, respondents often indicated that migration is a personal decision and that they did not want to interfere with this decision for others. Some also mentioned that they did not make it to Europe or never visited Europe, so they did not feel in the position to advise others to migrate there. They also indicated that their position may change once they reached their intended destination.

In terms of problems faced during the journey and their impact on advising others to migrate or not, the percentage of those that did face problems en route and hence would not advise others to migrate (17.9%) is a bit higher than the percentage of migrants that faced problems but would advise the migration of others (15.7%). It can also be seen that respondents with relatives in Europe prior to migration were more likely to advise others to migrate to Europe (43.2%) than those that did not (24.6%). Similarly, the percentage of respondents with friends in Europe that would advise others to migrate is almost double the percentage of those that would advise the migration of others without having friends in Europe prior to migration (39.0% and 19.9%, respectively).

It should be noted that only 5 per cent of the Nigerians transiting in Niger reported being aware of the asylum procedure, also less than what was reported by Nigerians wanting to migrate. Based on the

qualitative data, many of the Nigerian respondents transiting in Niger associated the asylum procedure with seeking protection in a host country because of political reasons, persecution, dangers and insecurity in the country of origin. Others associated the asylum procedure with a place of refuge, with moving (legally) from one place to another, and with seeking permission to stay in Europe. Some acknowledged receiving information about the asylum procedure from family and friends.

“Asylum concerns those whose life is in danger in home country” (Nigerian national in Niger)

“My husband told me that it is an administrative procedure of requiring safety from a country after providing documents” (Nigerian national in Niger)

“Filling documents in the destination country in order to get protection from the authority in that particular country. It can be accepted or refused. Citizens of unstable countries have more chance to get it” (Nigerian national in Niger)

“Security offered to a migrant in host country” (Nigerian national in Niger)

Some of the respondents associated asylum with citizenship, gaining a visa, or as only being an option for politicians.

### **6.3 Nigerian nationals in transit in Libya**

Among the transiting Nigerian respondents in Libya, Italy (34.1%), Germany (18.6%) and France (8.6%) were the most common intended destinations, a combination of the main intended destinations among Nigerians in Niger and the destinations chosen by potential migrants in Nigeria. This pattern is also observed among Nigerians in Libya using the DTM FMS data (IOM Libya, 2017). Another 20 per cent of the current respondents reported that they did not know their intended destination country but that they wanted to reach Europe more generally. Of the 21 per cent (N=23) of Nigerians in Libya that reported Libya as their intended destination country and named an ‘other’ country as their previous intended destination, the majority planned to go to either the US or Canada.

Figure 44 shows that when asked about their choice of a specific destination country in Europe, Nigerians respondents in Libya reported that the existing network of family and friends in the country (36.8%), the availability of jobs in the country (27.9%) and the ease of access to the asylum procedure compared to other EU countries (11.8%) were the primary influences. The presence of relatives and friends in the country (12.0%) as well as the country’s availability of jobs (17.5%) were also reported as secondary reasons for choosing a specific destination country. An additional 10per cent reported their supposed ability to get citizenship in the country as another secondary reason for their choice. Conversely, it is observed by IOM Libya (2017) that Nigerian respondents interviewed for the DTM FMS data collection reveal they primarily chose their intended destination due to appealing socio-economic conditions, a reason also mentioned by the current respondents, though to a much lesser extent. The ease of access to

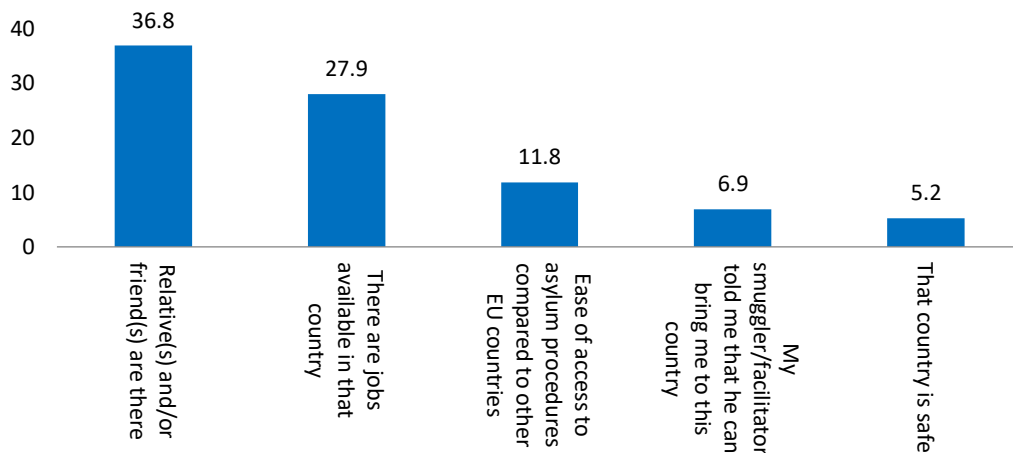


the asylum system, however, was reported by the current respondents and by the DTM FMS respondents at similar rates.

The principle reason for choosing Italy as the intended destination country included existing networks (i.e. having family and friends there), with a secondary reason as the perceived availability of jobs. This was also the case for choosing Germany and France as preferred destinations, whereas some Nigerians also wanted to go to Germany under the impression that they could get citizenship there.

It is observed that, across the main drivers of migration, there is little variation with respect to the reasons for wanting to move to and intended destination. A fair share of Nigerian respondents in Libya chose to move where they had family and friends regardless if they originally left for economic or non-economic reasons. Still, a higher percentage of respondents cited perceived job availability as the main reason for choosing a specific country if they left because of lack of jobs or low economic growth/prosperity at origin.

**Figure 44: Reason 1 for choice of intended destination country among Nigerian nationals transiting in Libya, in per cent**

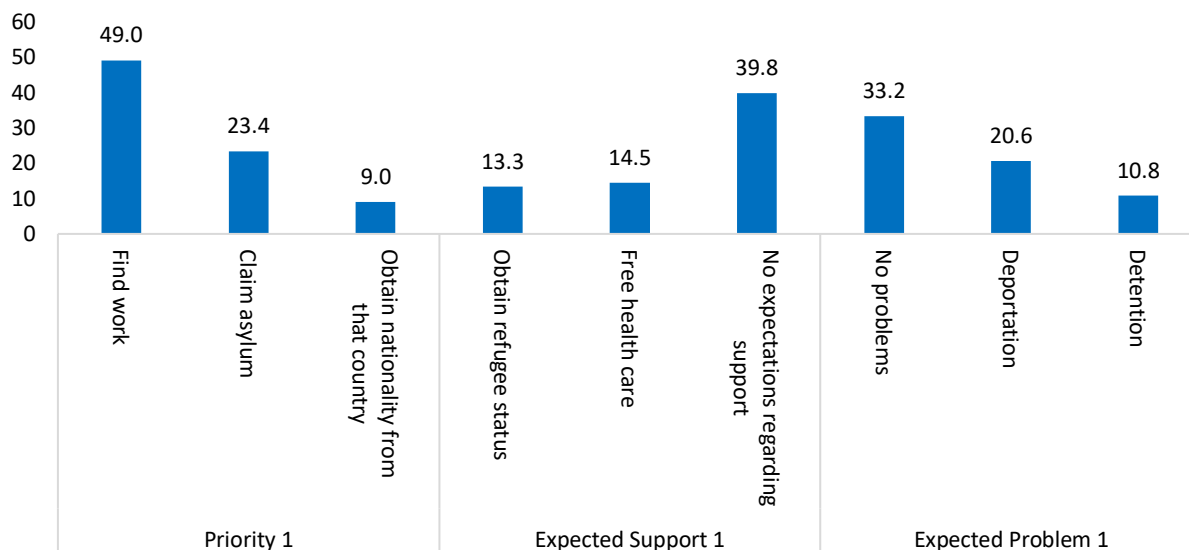


It should be noted that, before selecting their intended destination country, 17per cent of the respondents had planned on going to another country. In this regard, Germany (17.0%, N=19), the UK (13.4%, N=15), and Italy (8.93%, N=10) were most frequently reported. For respondents, the main reason for changing their choice of countries included high travel costs.

Figure 45 shows, Nigerian respondents in Libya reported their first priorities would be to find work (49.0%) and claim asylum (23.4%) once arriving to Europe. Finding work (28.9%) and obtaining nationality from their host country (21.3%) were reported as secondary priorities. Unlike potential migrants, who had expectations of receiving nationality and respondents in Niger of receiving a visa, many Nigerian migrants in Libya expected to receive free healthcare (14.5%) and obtain refugee status (13.3%) from the government in their future host country. Expectations for secondary types of support were more varied: obtain refugee status (17.5%), receive free healthcare (14.7%), gain access to free housing (10.9%), and receive a monthly living stipend (11.5%). It should be noted that 39.8 per cent of the Nigerian respondents

in Libya did not have any expectations of support and that 22 per cent only expected to receive one type of support.

**Figure 45: Priority 1 upon arrival + Support 1 expected from host government + Expected Problem 1 in the destination among Nigerians in Libya, in per cent**



As can be seen in Figure 45, respondents also mentioned expecting to face problems in their destination country, primarily deportation (20.6%). As secondary problems, Nigerians transiting in Libya expected to face deportation (19.0%) and detention (19.2%) – but also a lack of jobs (10.1%) and xenophobia (10.1%) – in their final destination in Europe. A third of the respondents (33.2%) expected to face no problems in their final destination country.

Breaking down the expected forms of support by the main reason for choosing a destination country, we see that those citing existing network of family and friends at destination are most likely not to expect any kind of support (30.4%) while some (15.8%) expected to obtain refugee status. Similarly, almost 33 per cent of respondents who wanted to move to a place because of job availability had no expectations of support upon arrival, although a few (12.1%) expected to receive refugee status.

Nigerian respondents in Libya also revealed insights into the sources of information on which their perceptions of Europe are based. The majority suggested using word of mouth (27.2%), the Internet (21.2%), and television (19.7%) as their primary source of information; these same channels were also reported by Nigerian respondents when asked about their secondary sources of information. Another 22.2 per cent of the respondents reported having only one such source of information. Primary channels for word of mouth were reported to be verbal contact (via phone, Viber, Facebook, and/or Skype) with friends and family in Europe (22.5%), written contact (via smartphone apps and/or social media) with friends and relatives in Europe (12.6%) as well as contact at social events and activities (21.5%). Commonly mentioned secondary channels include contact at social events and activities (17.6%), mediated contact

with a person who had left (14.6%) and family at home (12.4%). It should be noted that 22 per cent of the respondents reported having only one source of information about Europe. While sources of information available to migrants are generally influential, use of social media is particularly notable among the current respondents; it implies the existence of networks on which migrants can rely for knowledge before, during and after their journey. On the other hand, a heavy reliance by Nigerians in Libya on television or the Internet could indicate a lack of available social networks as sources of information.

Based on their perceptions of Europe, 65 per cent of the Nigerian respondents in Libya – a slightly smaller percentage than that cited by potential migrants – reported that they would encourage others to migrate to Europe. Males were much more likely to advise others to migrate to Europe than females (69.3% and 40.8%, respectively). The absence of a future in Nigeria (54.8% of all answers given), the perceived presence of good jobs (46.3% of all answers given) and respect for human rights (18.6% of all answers given) in Europe were the main reasons for encouraging the migration of others. On the other hand, the main reasons for respondents to discourage migration included the dangerous nature of the migration journey (71.7% of all answers given) and the difficulties along the way (43.4% of all answers given).

Unsurprisingly, respondents were less likely to advise others to migrate to Europe if they faced problems whilst travelling en route (59.9%); this stands in contrast to those who would advise the migration of others to Europe despite having faced problems en route (49.1%). In addition, the share of respondents who would encourage migration is similar among respondents that had relatives in Europe pre-migration (65%) and those who did not (65.4%). Hence, having relatives in Europe does not seem to influence whether individuals encourage the migration of others or not. However, those that had friends living in Europe were more likely to advise others to migrate to Europe (66.6%) than those that did not (59.0%).

Only 3 per cent of the Nigerians transiting in Libya reported being aware of the asylum procedure. When asked about to explain the asylum procedure, a few respondents reported war, conflict, economic crisis, natural disasters and droughts, as well as displacement as reasons for applying for asylum. One respondents associated the asylum procedure with human rights and humanitarian migration. In general, Nigerians in Libya reported several steps as part of the asylum procedure: submitting documents and a written request, participating in several interviews, engaging with a broker, as well as waiting for a response.

“Submit documents, fill out a form and wait for acceptance or rejection after several interviews”  
(Nigerian national in Libya)

“Submit required asylum documents and complete all legal procedures and use a very strong intermediary to obtain them” (Nigerian national in Libya)

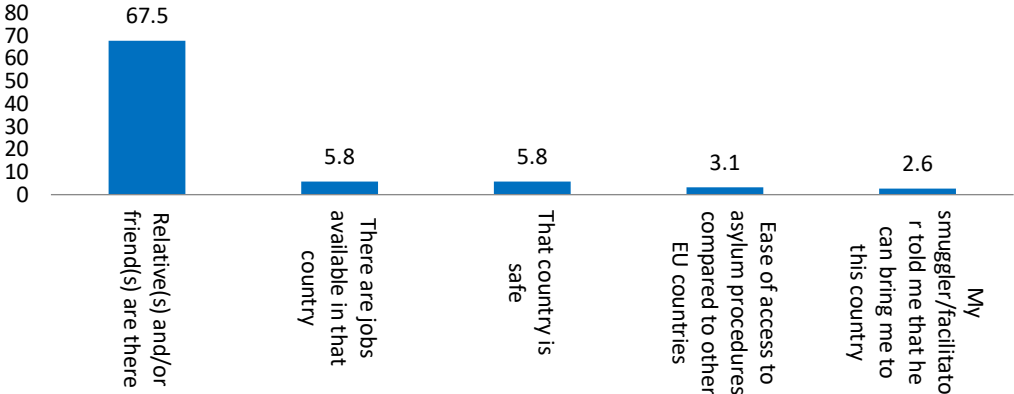
“Submitting the application documents to the competent authority and waiting for the request for asylum or rejected. It is better to look for an intermediary or to pay for asylum in less time”  
(Nigerian national in Libya)

A few Nigerian respondents also reported that they would receive help from their friends or migration facilitators with the asylum application. One respondent suggested that higher monetary payments were associated with higher chances of being granted asylum. Some Nigerian respondents in Libya also incorrectly associated the asylum procedure with admission to a European university or employment.

**6.4 Nigerian nationals in transit in Greece**

Nigerian respondents in Greece commonly cited the Netherlands (27.9%), Greece (24.5%), and Germany (14.2%, N=29) as their intended destinations. As such, respondents in Greece were less likely to report Germany as an intended destination than respondents in Niger and Libya. Nigerians in Greece primarily based their choice of a specific European destination country on existing network of family and friends there (67.5%) (see Figure 46). The availability of jobs (27.2%) and the supposed ease of access to the asylum procedure (11.5%, N=22) were also described as playing a secondary role in the choice of destination country. Another 20 per cent of the respondents did not have more than one reason for their choice in this regard.

**Figure 46: Reason 1 for choice of intended destination country among Nigerian nationals transiting in Greece, in per cent**



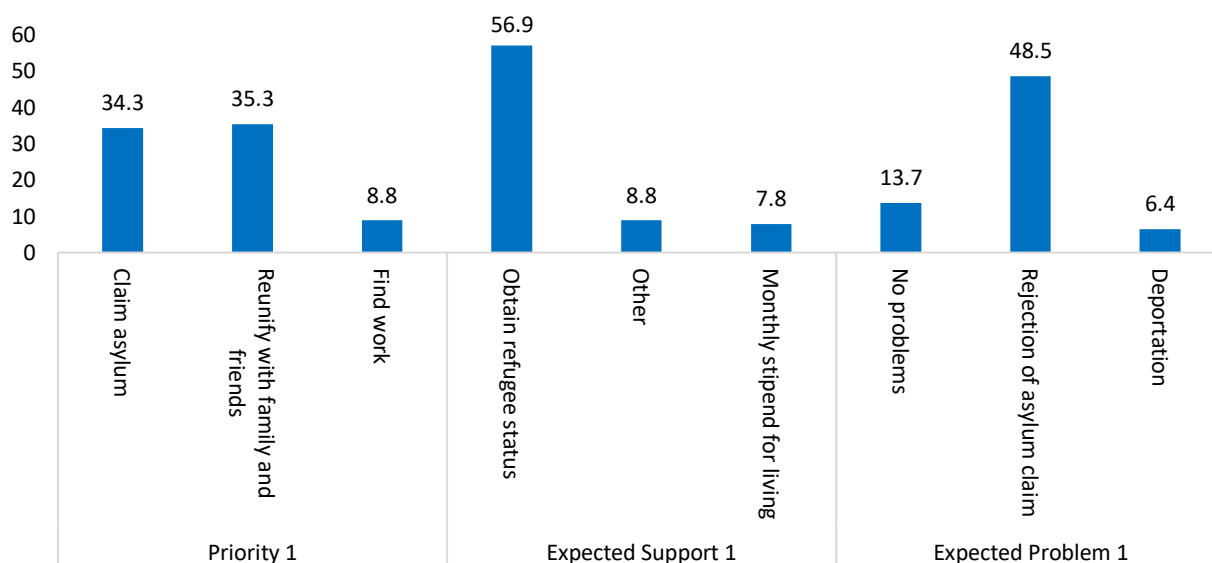
The reasons for respondents to choose the Netherlands, Greece, and Germany as their intended destination, are associated with existing transnational networks (i.e. having friends and family there) as well as the availability of jobs, whereas the perceived safety and ease of asylum procedures were also mentioned in the latter two countries as secondary reasons. It should be noted that, before selecting their intended destination country, only 4 per cent (N=7) of the respondents had planned on going to another country. In this regard, France (14.3%, N=1), the Netherlands (14.3%, N=1) and the UK (14.3%, N=1) were most frequently reported. Another 29 per cent (N=2) of the respondents reported not knowing their first intended destination but that they had wanted to reach Europe. The main reason for changing their intended countries included information from other migrants about other countries (28.6%, N=2).

For Nigerian respondents in Greece, there is little variation in the reasons to move to a specific country and push factors for the original migration decision. For example, those respondents migrating because

of low economic prosperity in Nigeria were more likely to cite perceived availability of jobs as a reason to choose their destination country, similarly safety at destination was linked to those moving due to personal insecurity.

Figure 47 illustrates how Nigerian respondents in Greece reported their priorities once in Europe. Their first priority would be to reunify with friends and family (35.3%) and apply for asylum (34.3%). While 49 per cent of the respondents reported having only one such priority, claiming asylum (34.8%) and finding work (5.39%) were reported as secondary priorities. These priorities differ slightly from those reported by respondents still in Somalia as well as those in Niger and Libya, who cited finding work as their key priority upon arrival to Europe.

**Figure 47: Priority 1 upon arrival + Support 1 expected from host government + Problem 1 in the destination among Nigerians in Greece, in per cent**



As also shown in Figure 47, 57 per cent of Nigerian migrants transiting in Greece expected to receive refugee status (56.9%) and a monthly living stipend (7.84%, N=16). Expectations to receive a monthly living stipend (34.7%) were also mentioned as a secondary expectation, while more than one-third (37.1%) of respondents reported to expect only one type of support. Almost half (48.5%) of the Nigerian migrants in Greece expected their asylum claim to be rejected (primary problem, see Figure 47), while 18 per cent did not provide an answer, and 53 per cent expected to face only one problem. Secondarily, Nigerians transiting in Greece expected to face a lack of financial support (16.5%, N=29) and a lack of jobs (16.5%, N=29) upon arrival. Looking at expected forms of support in relation to the main reason to move to destination, Nigerian respondents in Greece who migrated because of their existing network of family and friends were most likely to expect to receive refugee status (77.5%).

Majority of the Nigerian respondents in Greece suggested relying on WhatsApp (34.8%), word of mouth (18.6%) and the Internet (13.7%, N=28) as sources of information to shape their migration decisions and perceptions. Word of mouth (51.0%, N=28) was again mentioned as the main secondary source of such information. It should also be noted that another 37per cent of respondents reported having only one source of information on which they based their impressions of life in Europe.

Word of mouth included verbal contact (via phone, Viber, Facebook, and/or Skype) (42.3%) and written contact (via smartphone apps and social media) (17.6%, N=25) with friends and family in Europe. Mediated contact with a person in Europe (28.2%), written contact (again via smartphone apps and/or social media) with friends and family in Europe (26.1%), as well as contact with friends and family that returned from Europe to Ethiopia (14.8%, N=21) were the main secondary channels mentioned for word of mouth.

Like Nigerian respondents in Libya, 55per cent of the respondents surveyed in Greece reported that, based on their existing perceptions of Europe and own migration experiences, they would advise others to migrate to Europe because of the absence of a future in Nigeria (41.7% of all answers given). Females were more likely to advise others to migrate to Europe than males (62.9% and 51.5%, respectively). The main reasons for the respondents who discourages migration included the gap between expectation and reality of life in Europe (30.8% of all answers given, N=16) and the difficult and dangerous nature of the migration route (28.8% of all answers given, N=15). However, 25 per cent of this group did not want to answer.

Among the respondents that faced problems en route to Europe, a larger proportion (63.7%) would encourage migration. It can also be seen that respondents who had relatives and friends living in Europe prior to migration was more likely to advise others to migrate to Europe (60.5% and 58.4%, respectively) than those who did not have relatives and friends living in Europe (49.3% and 48.5%, respectively).

Among Nigerian nationals transiting in Greece, 29per cent reported being aware of the asylum procedure and 25 per cent of the respondents preferred not to answer this question. In this regard, it can be observed that Nigerians in Greece reported being more knowledgeable about the asylum procedure than respondents in Libya, in Niger or in the origin country. A few respondents reported several steps being part of the asylum procedure: completing an interview at the immigration office, explaining the reasons for leaving Nigeria and being in the host country, having photos taken, being biometrically registered, getting help from an NGO or lawyer, receiving a response within three to five months. Nigerians in Greece also associated the asylum procedure with respecting refugees, being given the permission to legally live in a country, as well as receiving citizenship. Respondents also perceived receiving asylum as a protection from dangers in their home country and was viewed as a status given to refugees.

“As I was told, I have to make an appointment at the asylum office. I have to justify the reasons that led me to leave Nigeria, all the problems that I faced as well as my living conditions in my hometown and all the risk[s] I run if I return” (Nigerian national in Greece)

“The EU country accept my application for asylum as my country is dangerous for my life”  
(Nigerian national in Greece)

“I am refugee and they must accept my application for asylum” (Nigerian national in Greece)

Others described the difficulties of applying for asylum or were unclear of the specificities; a few respondents were also unable to answer the question. One respondent had their asylum claim rejected.

“Now I am not so sure. Many thing[s] change and the rules for asylum are more complex”  
(Nigerian national in Greece)

“Difficult procedure and you have to pay money to lawyer”  
(Nigerian national in Greece)

## **6.5 Nigerian nationals in the Netherlands**

Most of the Nigerian respondents in the Netherlands (43.9%, N=18) reported that they had not decided on a specific destination but that they had wanted to reach Europe, whereas 27 per cent (N=15) reported choosing the Netherlands as their intended destination. In this regard, Nigerians in the Netherlands were less likely to have had a specific intended destination country than respondents in transit as well as potential Nigerian migrants.

Of the respondents in the Netherlands who did not intend for the Netherlands to be their final destination, 45 per cent reported staying there circumstantially. This could point towards the unplanned nature of migration. Figure 48 shows that the majority the respondents cited having been ensured by the migration facilitator of their arrival to a specific country, as both a primary (36.4%, N=8) and secondary (9.09%, N=2) reasons for their choice of destination country. With respect to the ‘other’ response category, most respondents reported choosing to reach Europe or following other migrants to a destination country. Another 9 per cent (N=2) reported the safety of the destination country as an additional secondary reason for their choice. More than half of the respondents (54.6%, N=12) reported having had only one reason for choosing their intended destination. All the Nigerian respondents in the Netherlands reported intending to stay once receiving a legal status.

**Figure 48: Reason 1 for choice of intended destination country among Nigerian nationals in the Netherlands, in per cent**

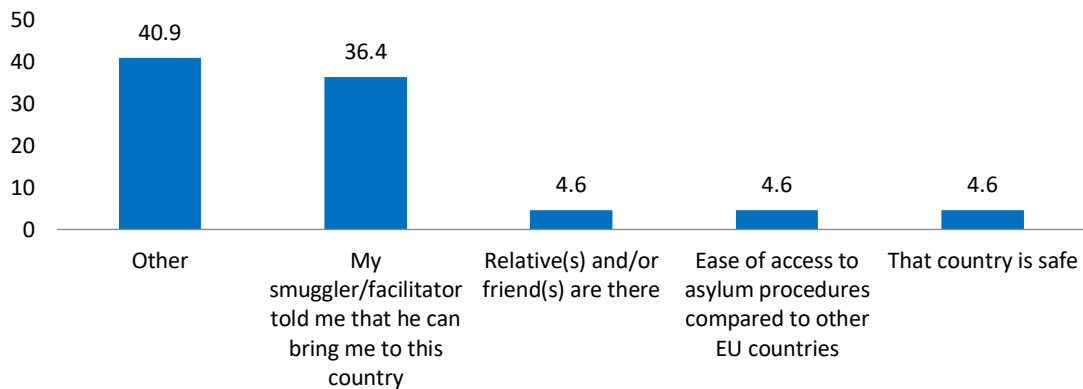
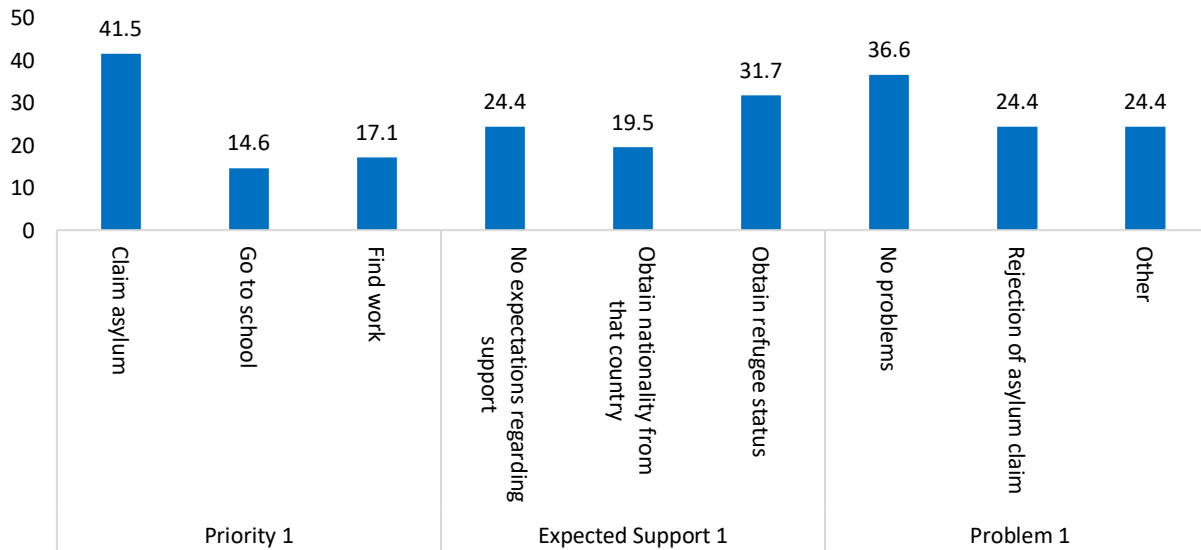


Figure 49 shows that upon their arrival to Europe, Nigerian respondents in the Netherlands reported that their primary priorities had been to claim asylum (41.5%, N=17) and find work (17.1%, N=7). Secondary priorities were equally associated with, again, finding work (17.1%, N=7) and going to school (17.1%, N=7), though 27 per cent (N=11) of the respondents only reported one priority.

**Figure 49: Priority 1 upon arrival + Support 1 expected from host government + Expected Problem 1 in the destination among Nigerians in the Netherlands, in per cent**



As also shown in Figure 49, 32 per cent of Nigerian migrants in the Netherlands had, before their arrival to Europe, expected to receive refugee status and 20 per cent expected to obtain nationality. Obtaining refugee status (16.1%, N=5) and nationality (19.4%, N=6) were also cited as the main forms of secondary support that respondents expected to receive from their host governments. The main expectations of respondents in the Netherlands is a combination of the forms of support expected by potential migrants at origin and Nigerians in Libya and Greece. Almost 25 per cent of the respondents (24.4%, N=10) in the



Netherlands had no expectations regarding such support from their host government, and 29 per cent (N=9) only expected one form of support.

It should be noted that 32 per cent (N=10) of the respondents reported that they received their primary expected support upon arrival and 24 per cent received the secondary support. Nigerians in the Netherlands mainly expected to receive a legal permit to stay in the country, either via nationality or refugee status. However, 40 per cent did not receive nationality (40%, N=16) or refugee status (40%, N=16). This finding aligns with the literature that underlines the discrepancies between the expectations and realities of life in the European destination country (Ystehde & Fosse, 2016). Of the Nigerians in the Netherlands who reported either receiving or partially receiving the expected forms of support from their host country, 60 per cent were married and 50 per cent had obtained either primary or secondary education. It is also observed that the sex distribution among this cross-section of respondents was generally even, with 53 per cent of the respondents being male.

Figure 49 shows that, 37 per cent (N=15) of the Nigerian respondents in the Netherlands did not face any problems in the country. Still, 24 per cent (N=10) reported that their primary problem was the rejection of their asylum claim, and 12 per cent (N=3) reported the rejection of their asylum claim as their secondary problem. Reportedly, 54 per cent only faced one problem. Another 24 per cent (N=10) of the Nigerians in the Netherlands reported 'other' as the main problem they faced in their destination country; responses included language barriers, health problems, and the uncertainty and wait for the asylum decision.

The Nigerian respondents in the Netherlands also reported their sources of information on which their impressions of life in Europe were based prior to their departure from Nigeria. The primary and secondary sources of information were word of mouth (29.3%, N=12 and 7.32%, N=3, respectively) and television (17.1%, N=7 and 12.2%, N=5, respectively). The majority of the respondents (80.5%) reported having used only one source of information. Primary channels for word of mouth were contact at social events and activities (20.0%, N=3) as well as contact with family at home (20.0%, N=3). In addition to this 73 per cent did not report any secondary channels for word of mouth. The predominance of sources of information that are social in nature indicate that Nigerian nationals in the Netherlands are likely to have had access to people with direct knowledge of the migration process. An exclusive reliance on television and internet-based media, on the other hand, could imply the absence of social networks from which many migrants benefit in terms of direct knowledge of routes, costs, and destinations, for example.

Based on their existing perceptions of Europe, 24.4 per cent (N=10) of the Nigerian respondents in the Netherlands reported that they would advise others to migrate to Europe, particularly because of respect for human rights in Europe (25.0%, N=4). Interestingly, the high percentage of Nigerians in the Netherlands that would discourage migration to Europe is based on the gap between the expectation and reality of life in Europe (28.0%, N=7). It can be noted that Nigerians in the Netherlands were less likely to advise the migration of others than respondents in transit and in their country of origin. Another 39 per cent (N=16) did not want to answer.

Much like the Nigerian potential migrants in their country of origin, only 17 per cent (N=7) of the Nigerian respondents reported being aware of asylum procedures. This is unexpected considering that many of the respondents reported being under asylum processes; this might reflect a lack of knowledge on the procedure itself, but a general acknowledgement of the importance of this form of documentation for staying in Europe. Few responses of Nigerian respondents in the Netherlands are recorded for the qualitative question on asylum procedures. However, respondents suggested that the asylum procedure is generally associated with having to explain the reasons for leaving their origin country and seeking refuge in another country, especially due to danger of persecution.

“It's a process that is meant to protect individuals whose life is at risk” (Nigerian national in the Netherlands)

“When someone left his country because of he is in danger by political opinion, beliefs, sexual orientation has to get a living permit in a second country. Sometimes it depends on the bilateral communication between the two countries” (Nigerian national in the Netherlands)

“It is obtaining a living permit if you have persecution when you go back to your country because of political, sexual, or religion [sp] differences” (Nigerian national in the Netherlands)

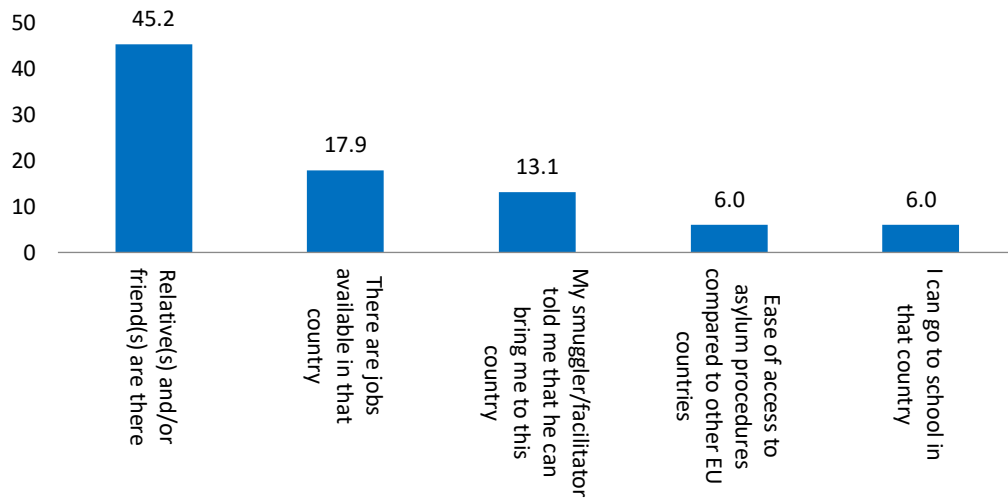
It should also be noted that some of the Nigerian respondents also acknowledge steps involved with the asylum procedure (e.g. interviews) and that the process can take more than a year.

## 6.6 Nigerian returnees

Many of the Nigerian returnees reported that, in their initial migration to Europe, Italy (25.6%, N=23), the UK (20.0%, N=18) and Germany (15.6%, N=14) had been their intended destination countries. This is like what is reported by the Nigerian respondents in other stages of their migration journeys. Of those that did not make it to their intended destination country, the majority attributed this to the travel costs being too high, as well as their migration facilitator changing the plan. A total of 66 per cent of the respondents reported returning to Nigeria from their initially intended destination country in Europe.

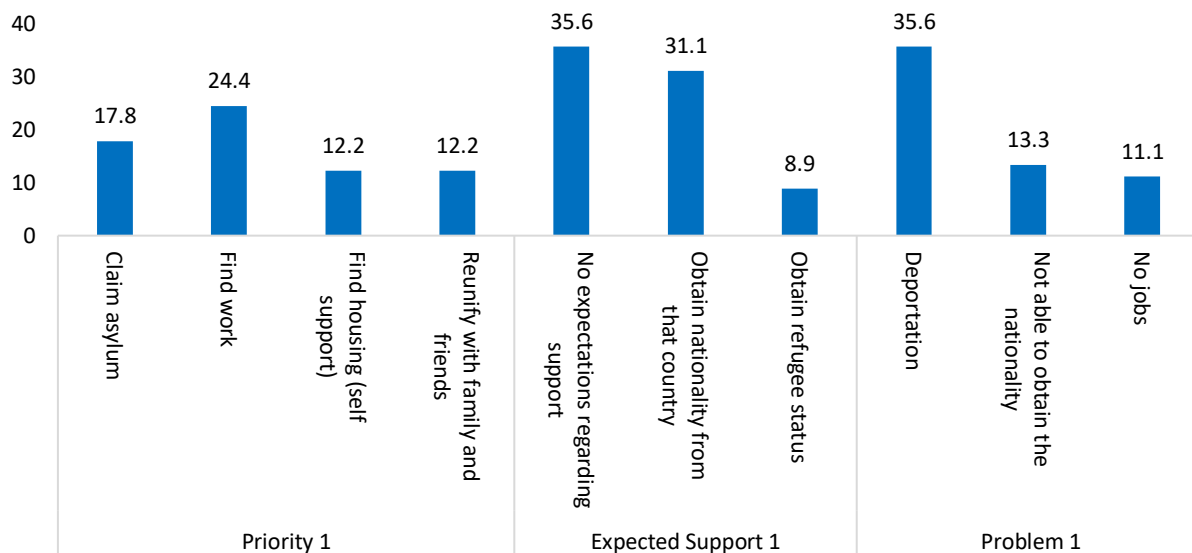
The surveyed Nigerian returnees were also asked about their perceptions of Europe before their initial migration from Nigeria, and their primary reasons for choosing a specific destination country were diverse. Figure 50 illustrates main reasons for choosing their destination, respondents primarily cited existing networks of relatives or friends there (45.2%), the availability of jobs in the country (17.9%, N=15) and their migration facilitator's preference (13.1%, N=11). Secondary reasons behind this choice were again the availability of jobs in the country (27.4%, N=23), their migration facilitator's preference (8.33%, N=7). Another 7 per cent (N=6) reported that they had chosen a specific destination country because of its safety. Slightly less than one-third of the respondents (29.8%, N=25) reported having only one main reason for their choice of destination. For the case of the top three destination countries in particular – Italy, the UK, and Germany – respondents primarily cited existing network of family friends already there as the main reason for their choice with the availability of jobs as the main secondary reason.

**Figure 50: Reason 1 for choice of intended destination country among Nigerian returnees, in per cent**



As was discussed in Thematic Area 2, Nigerians mainly migrated because of a lack of jobs and livelihoods. When observing the overlaps between the causes for migration and choice of intended destination country, to the existing network of family and friends reveal the importance of transnational networks. Nigerian returnees reported that, like respondents in the Netherlands, their first priorities were finding work (24.4%, N=22) and claiming asylum (17.8%, N=16) upon their initial arrival to Europe (see Figure 51). Their second priorities were associated with finding work (26.7%, N=24) and obtaining nationality from their host country (15.6%, N=14). In this regard, many of the Nigerian returnees had, before their arrival to Europe, expected receiving nationality (31.1%, N=28) as primary support offered by the host government, which is like the expectations of Nigerian potential migrants in their country of origin.

**Figure 51: Priority 1 upon arrival + Support 1 expected from host government + Expected Problem 1 in the destination among Nigerian returnees, in per cent**



As shown in Figure 51, 36 per cent of the respondents had no expectations regarding support from the host governments. Of the Nigerian returnees that did not expect support, 63 per cent were males and 41 per cent had a Bachelor's degree. These respondents were generally either from Edo (41%) or from Delta (31%). Expectations of secondary support from the host government included help with family reunification (13.8%, N=8). Again, almost one-third of the respondents (31.6%, N=32) had no expectations regarding such secondary support, and 28 per cent (N=16) of the respondents expected only one type of support.

It should be noted that, upon their arrival, 19 per cent (N=11) of the respondents reported receiving their primary expected support and 32 per cent (N=12) received their secondary. Moreover, considering the overlaps between expected forms of support and their receipt, Nigerian returnees most often expected legal support to stay in their European destination country, such as obtaining nationality or a visa. Most often they did not receive nationality (65.8%, N=25) nor obtain a visa (13.2%, N=5). This supports the argument of Ystehde & Fosse (2016) that there are gaps between a migrant's perceptions of Europe (or their expectations therefrom) as well as the realities upon arrival in the destination country.

In terms of the overlap between expectations of receiving nationality (the main expected support) with the choice of intended destination country, existing transnational networks (i.e. having friends and family there), and the perceived availability of jobs in the country are found. Again, the importance of transnational networks and job availability in the intended destination country can be easily seen.

Only 9 per cent (N=8) of Nigerian returnees did not face problems upon arrival at their final destination, with 36 per cent experiencing deportation and 13 per cent (N=12) being unable to claim nationality. Rejection of asylum claims (14.6%, N=12) was also reported as a secondary challenge in the destination country, though 29 per cent (N=24) of the respondents reported not facing more than one problem. Moreover, upon arrival back to Nigeria, many respondents (63.3%) reported that their primary challenge was finding a job or an income-generating activity. Finding affordable housing (16.5%, N=14) was the most common secondary challenge faced by the surveyed Nigerian returnees. Another 20 per cent (N=17) of the respondents only faced one challenge upon returning to their origin country.

Nigerian returnees surveyed also revealed insights into the sources of information on which their impressions of life in Europe were based before leaving Nigeria. The primary sources mentioned were varied, with television (22.2%, N=20), the Internet (15.6%, N=14), word of mouth (15.6%, N=14), and Facebook (13.3%, N=12) most commonly reported. In addition, word of mouth (33.3%, N=30), television (8.89%, N=8), and the Internet (8.89%, N=8) were the most commonly reported secondary sources of such information. It should also be noted, however, that 30 per cent (N=27) of the Nigerian returnees cited only one source of information on which they had based their impressions of life in Europe before leaving Nigeria.

Word of mouth included verbal contact (via phone, Viber, Facebook, and/or Skype) with family and friends in Europe (47.7%, N=21) and contact with family and friends that had returned from Europe to Nigeria

(22.7%, N=10). A secondary channel of word of mouth included contact made at social events and activities (13.6%, N=6). It is important to consider that knowledge of navigating transit countries and life in the destination country can affect a migrant's prospects of remaining abroad. Such sources of information may influence migration to destination countries and even help facilitate return.

Based on their perceptions of and their experiences in Europe, 77 per cent of the returnees reported that they would advise migration, only if migration were to occur in a regular manner (21.3% of all answers given, N=23); similar rates are seen among Nigerians in Libya and potential migrants, though they are higher than the rates reported by respondents in the Netherlands. Males were more likely to advise others to migrate to Europe than females (79.0% and 72.7%, respectively). The notion of a bleak future for opportunities in Nigeria was cited as the main factor among respondents in encouraging the migration of others (18.5% of all answers given, N=20). The main reasons for respondents to discourage such migration was the dangerous nature of the route from Nigeria to Europe (57.1% of all answers given, N=12).

It is also observed that – of the respondents that reported facing problems en route to Europe – the percentage of Nigerian returnees that would discourage migration is like those that would advise others to migrate to Europe (70.6% and 68.1%, respectively). At the same time, the percentage of Nigerian returnees that had relatives living in Europe prior to migration and would advise migration (75.6%) is slightly lower when compared to those that did not have relatives living in Europe and would advise migration of others (77.8%). Those that had friends living in Europe, however, were a bit more likely to advise other to migrate to Europe (77.3%) than those that did not (75.0%).

It should be noted that, like most Nigerian respondents in Greece, 41per cent of returnees reported being aware of what constituted an asylum procedure. Based on the qualitative data, however, understanding of the asylum process is mixed among returnees to Nigeria. Nigerian respondents generally suggested that the asylum procedure involved asking the host government for protection, permission to stay, and a home for rehabilitation. Several returnees also mentioned seeking protection under the European Convention on Human Rights. Unfavourable and dangerous conditions in the home country – such as war, religious conflict, and starvation – were also suggested as being reasons for applying for asylum:

“To tell the host country that I have crisis in my country so that they can allow me to stay”  
(Nigerian returnee)

“Asylum is when you ask the government of the country you migrate to for protection and permission to stay with work permit” (Nigerian returnee)

“Every refugee has a right to protection under the European Convention on Human Rights”  
(Nigerian returnee)

“When you request for stay based on fear of persecution or danger in your country. Asylum must be claimed at first country of entry in Europe within 24-48 hours. Approval can take up to 5 or 7 years” (Nigerian returnee)

“Approach immigration office and they will arrange an appointment and later you go court where you will be granted asylum. If not granted you can appeal” (Nigerian returnee)

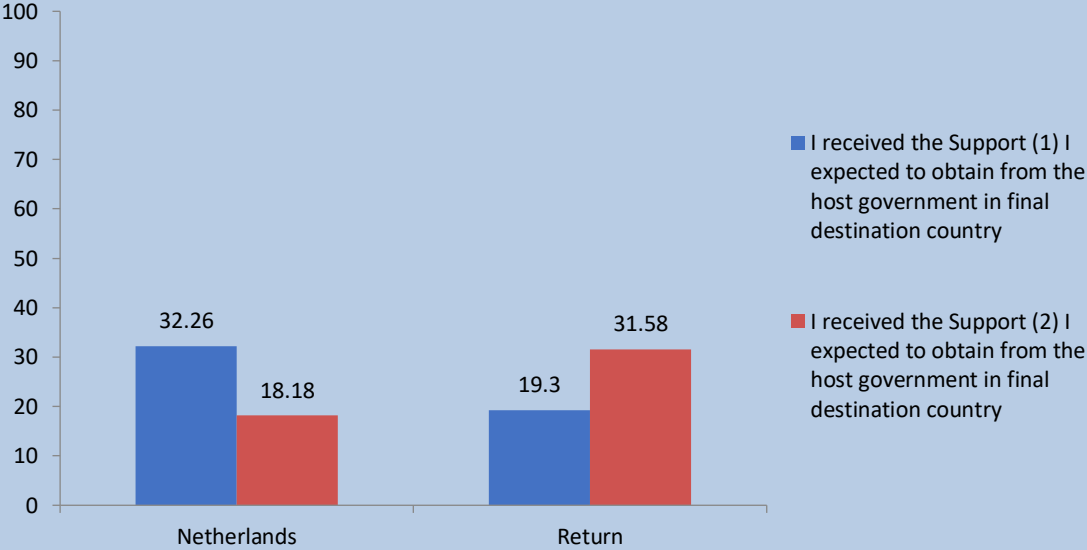
Among the respondents, asylum was also incorrectly defined as acceptance of homosexuals, and as the location in which irregular migrants are held before deportation.

## HIGHLIGHTS: Perceptions of Europe among Nigerian migrants

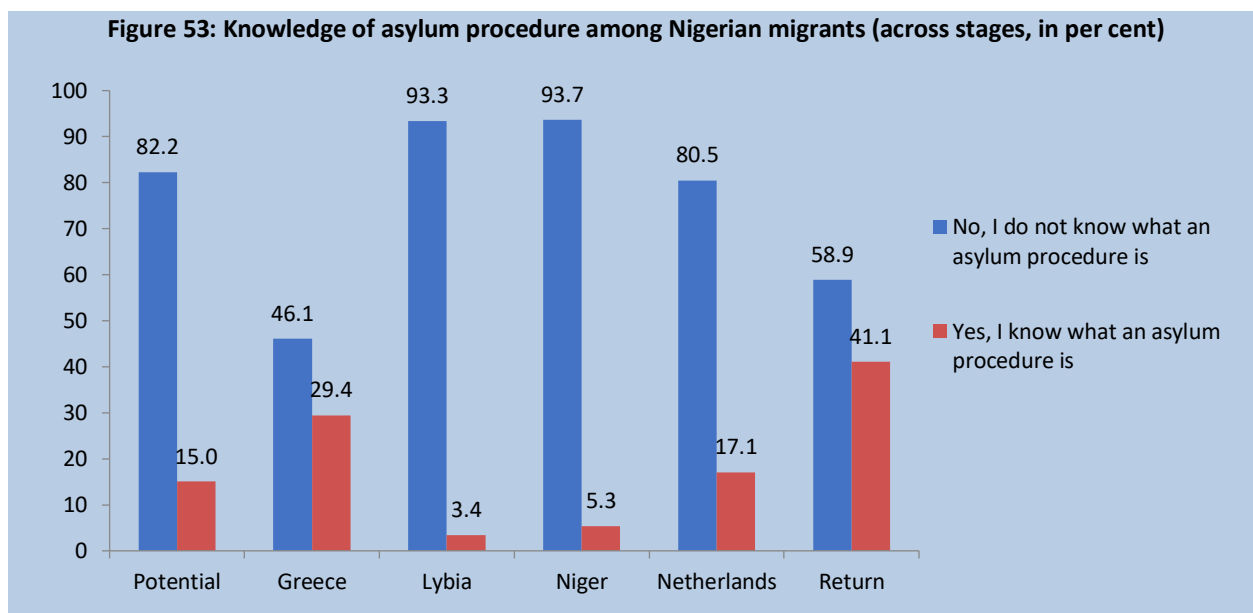
- The intended destination countries among Nigerian respondents were diverse, with Italy, Spain, Germany, the Netherlands, Greece, and the UK most commonly reported.
- The reasons for Nigerians to choose their intended destination country were also mixed, with economic (e.g. availability of jobs), social (e.g. having friends and family there), security (e.g. safety of the country), and other factors (e.g. ease of access to asylum in comparison to other EU countries, ability to go to school, coincidence) most commonly reported. The perceived availability of jobs was reported significantly more often by Nigerians in transit than by their counterparts.
- As seen in Thematic Area 2, Nigerians in transit mainly chose to migrate from Nigeria for economic reasons such as lack of jobs and livelihood and low economic growth and prosperity.
- The overlap between the reasons migrants chose their intended destination country highlight the importance of transnational networks and perceived job availability in the intended destination country.
- The most common problems that respondents expected upon arrival in their destination country were deportation, detention, rejection of their asylum claim and being unable to attain nationality, a lack of financial support, as well as being unable to bring family members.
- The main sources of information on which Nigerians based their perceptions of Europe were word of mouth, Facebook, WhatsApp, the Internet, radio, and television. These patterns reveal the importance of both social media, as well as transnational networks (via word of mouth), in understanding the expectations and perceptions that respondents had about life in Europe.
- Reasons to advise others to migrate to Europe included perceived availability of good jobs in Europe, a lack of hope for a future in Nigeria, the respect for human rights in Europe, and good social welfare. As such, Nigerian potential migrants were significantly more likely than their counterparts in transit, at the destination, and upon return to advise others to migrate because of the perception of good jobs. This could possibly reveal the misinformation about the real circumstances of migration among potential migrants.
- On the other hand, reasons to discourage others from migrating to Europe were related to the difficulties and danger along the migration route, life in Europe not being as expected, and high living costs in Europe.
- Nigerians most commonly reported that, upon their arrival in Europe, their first priorities would be to apply for asylum, find work, apply for a visa, apply for nationality, reunify with family and friends, and go to school.

- The main forms of support expected by Nigerians from their host country included receiving a legal permit to stay in the country, housing, healthcare, support to bring other family members to Europe, a monthly stipend, and education.
- In terms of the overlaps between expected forms of support and received support, Nigerian returnees mostly did not expect any support, whereas the Nigerians in the Netherlands mostly expected refugee status.
- Slightly more than half of those in the Netherlands either received their main form of expected support or partially received it. In general, however, it is observed that less than one-third of respondents in the Netherlands or upon return received their expected forms of support from their European host country (see Figure 52).

**Figure 52: Expected support received from host government among Nigerian migrants, in per cent**



- Nigerians in transit have no expectations regarding support from their intended destination country. However, when they do expect support, respondents envision obtaining refugee status and free education. When observing the overlap in the type of support migrants expect to get from the host government in the destination country and main reasons why migrants choose their intended destination country, these observations are mostly linked to existing network of friends and family at the intended destination country and the availability of jobs in the country. This again indicates the importance of transnational networks and job availability, but also educational support, in the intended destination country.
- As shown in Figure 53, knowledge of asylum procedures is overall very low among Nigerians. Knowledge is especially low among those Nigerians that have yet to reach Europe ranging from only 3 per cent among Nigerians in Libya, 5 per cent among those in Niger, and 15 per cent among potential migrants. While this may reflect a lack of knowledge on the procedure itself, there is a general acknowledgement of the importance of this form of documentation for staying in Europe.



## 7. THEMATIC AREA 6 – MIGRANT CHOICES & OPTIONS

Aside from the perceptions that migrants have about Europe, this thematic area focuses on the different migration choices and options that are available to Nigerian migrants within their own region and within Europe. This section also focuses on the different options that motivate migrants to come to Europe (or opt for regional migration instead), as well as the knowledge of migrants on these topics, it should be noted that some of these themes have already been touched upon in the previous thematic areas.

### 7.1 Nigerian nationals leaving their home country

Like the case of Ethiopian potential migrants, the primary reasons for which Nigerian respondents chose migration to Europe over regional migration were the lack of jobs in the region (33.1%), perceptions of better access to jobs (40.9%) and higher incomes (11.3%) in Europe. In terms of secondary reasons, Nigerian migrants chose migration to Europe because of their perception of better standard of life in Europe (13.0%). In this regard, some respondents suggested that, had they been given the opportunity to work (40.4%) or study (32.8%) in Africa, they would have considered not migrating to Europe, given certain conditions.

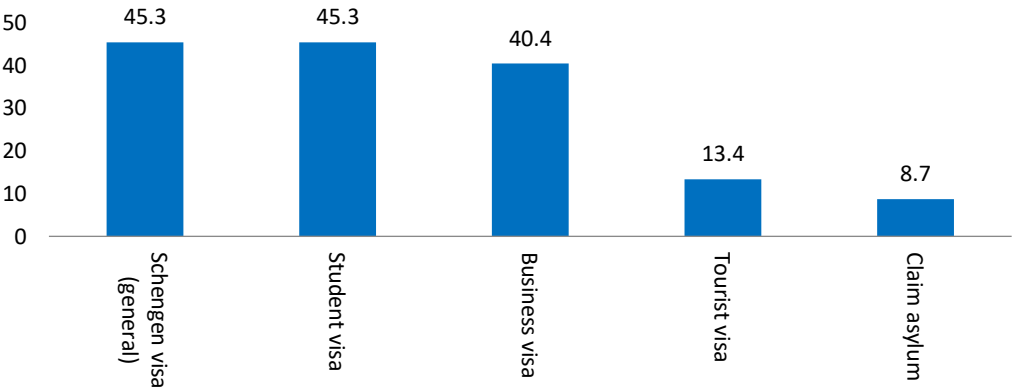
Most of the Nigerian respondents who reported that they would not migrate to Europe if provided with an opportunity to work in the region were male (82%) and single (63%). Thirty-seven per cent of these individuals had a Bachelor's degree, while 26 per cent had secondary education. These respondents did specify that they would consider staying in the region under certain conditions of adequate income levels and good job and education opportunities.



Moreover, 86 per cent of Nigerian potential migrants reported being aware of legal options for migration to Europe, especially of Schengen visas (45.3%), student visas (45.3%), and business visas (40.4%) (see Figure 54). When Nigerian potential migrants reported being aware of student visas as a legal option to migrate to Europe, respondents were primarily male (71%), single (69%), and had either a Bachelor’s degree (37%) or completed secondary education (35%).

Only 8 per cent of potential migrants reported that they planned to apply for asylum. When asked about how they planned to obtain official permission to stay in their host country, 26 per cent reported planning to ask for a national passport and 12 per cent specified that they would apply for a visa. Another 28 per cent of the Nigerian potential migrants reported that they had not yet thought about how they would obtain official permission to stay in Europe.

**Figure 54: Known legal options for migration to Europe among Nigerian potential migrants, in per cent**



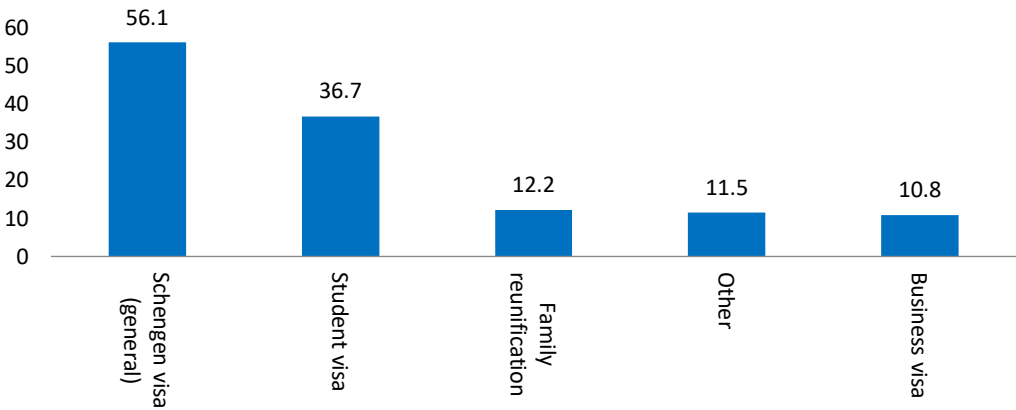
**7.2 Nigerian nationals in transit in Niger**

When asked why they had chosen Europe instead of regional migration in Africa, Nigerian respondents transiting in Niger cited the following primary reasons: the lack of jobs and livelihood opportunities in the region (43.4%) and the perception that access to jobs was better in Europe (19.9%). These reasons were strikingly similar to those given by Nigerian potential migrants. These reasons, in addition to the perception of a better standard of life in Europe (13.6%), were reported as secondary factors. Some respondents suggested that, had they been given the opportunity to work (37.9%) or study (39.3%) in Africa, they would have considered not migrating to Europe.

The majority of respondents transiting in Niger who indicated that they would have considered not migrating to Europe were male (59%) and came from either Edo (25%) or Delta (13%). The respondents in this cross-section were also mostly highly educated, with 37 per cent having secondary education and 18 per cent a Bachelor’s degree. These respondents specified that they would have considered not migrating to Europe only under certain conditions, namely the opportunity to perceive a higher salary, comparable to Europe.

Like potential migrants, almost 33 per cent of respondents in transit in Niger reported planning on obtaining permission to stay in Europe by asking for a national passport (33.7%), while another 37.4 per cent stated that they had not yet thought about how they would obtain such permission. Moreover, only 16 per cent of respondents reported being aware of legal options to migrate to Europe. Of those that reported having this knowledge, respondents were more likely to be aware of the Schengen visa (56.1%) and student visas (36.7%) (see Figure 55). While a similar proportion of Nigerians in Niger and of potential migrants knew about Schengen visas, Nigerians in Niger were less likely to report being aware of student visas.

**Figure 55: Known legal options for migration to Europe among Nigerian nationals transiting in Niger, in per cent**

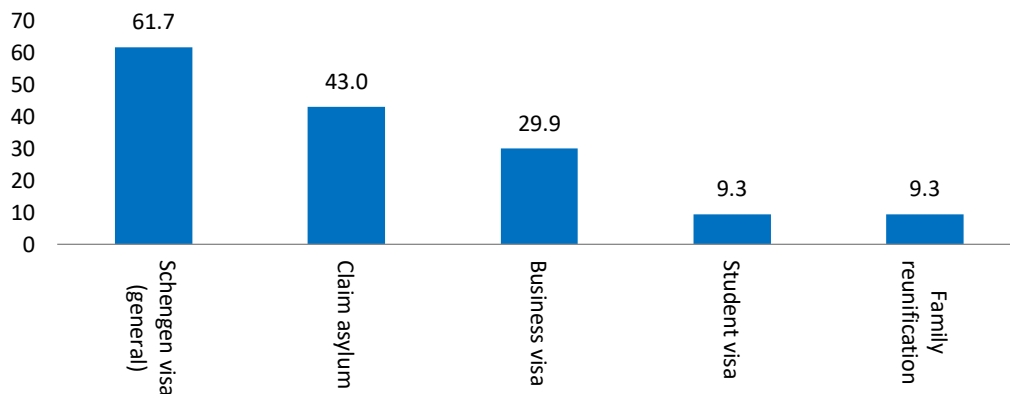


**7.3 Nigerian nationals in transit in Libya**

Nigerian respondents transiting in Libya chose to migrate to Europe instead of regional migration because of the lack of jobs and livelihoods in the region (34.1%) and the access to employment was better in Europe (25.5%). Secondary reasons for choosing Europe were more varied. In this regard, the perceptions of a better standard of life (21.6%), higher incomes (17.6%), and better job access (15.7%) were most frequently reported. Another 13.6 per cent indicated choosing Europe because of existing social network there., Some respondents suggested that, had they been given the opportunity to work (41.2%) or study (34.8%) in Africa, they would have considered not migrating to Europe.

A little over a third of the respondents reported planning on obtaining permission to stay in Europe by claiming asylum (36.3%). This differs from respondents in Niger and in the origin country, who were more likely to ask for a national passport. Less than a quarter of respondents (22.9%) did not plan on obtaining any such permission. Moreover, only 13 per cent of respondents reported being aware of legal options to migrate to Europe. As shown in Figure 56, the surveyed Nigerians were mostly aware of applying for a Schengen visa (61.7%) – like respondents in their origin country and those in Niger – as well as applying for business visa (29.9%) and claiming asylum (43.0%).

**Figure 56: Known legal options for migration to Europe among Nigerian nationals transiting in Libya, in per cent**

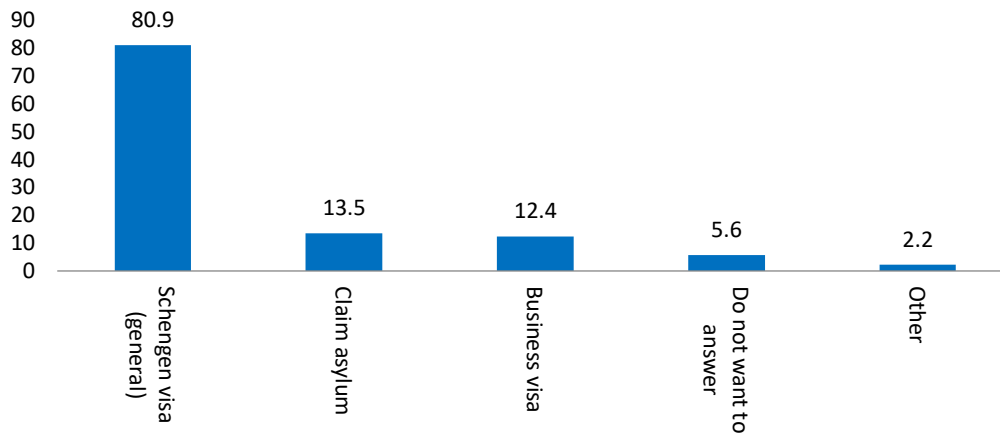


#### **7.4 Nigerian nationals in transit in Greece**

The primary reasons given by Nigerians in transit in Greece for choosing to migrate to Europe as opposed to migrating regionally was the perception that Europe would be able to provide respondents with greater safety (29.9%), a better standard of life (16.7%), and higher incomes (16.2%). Prospects of better social services (18.1%) and higher incomes (17.2%) in Europe were also reported as secondary reasons. Notably, Nigerians in Greece were less likely than other Nigerian respondents to decide against regional migration for reasons related to employment. Another 18 per cent of the respondents in Greece only reported one reason for deciding against regional migration. Some respondents suggested that, had they been given the opportunity to work (9.80%) or study (11.8%) in Africa, they would have considered not migrating to Europe. These percentages differ from those reported by Nigerians in the previous migration stages, which might reflect the shift from economic-based reasons (as seen for Nigerian potential migrants as well as those in Niger and Libya) to more security-based reasons for choosing migration to Europe over regional migration.

Like respondents in Libya – almost 66 per cent of the Nigerians transiting in Greece reported planning to claim asylum as a way to obtain official permission to stay in Europe. Another 19 per cent did not want to answer when asked about how they would obtain such permission. Among the respondents, less than half (43.6%) reported being aware of legal options to migrate to Europe, while another 38.7 per cent of respondents did not want to answer this question. Of those that reported being aware of legal options for migration, more than three-quarters (80.9%) of the respondents cited Schengen visas and 12.4 per cent cited business visas. Another 13.5 per cent named asylum as another way to legally migrate to Europe (see Figure 57).

**Figure 57: Known legal options for migration to Europe among Nigerian nationals transiting in Greece, in per cent**

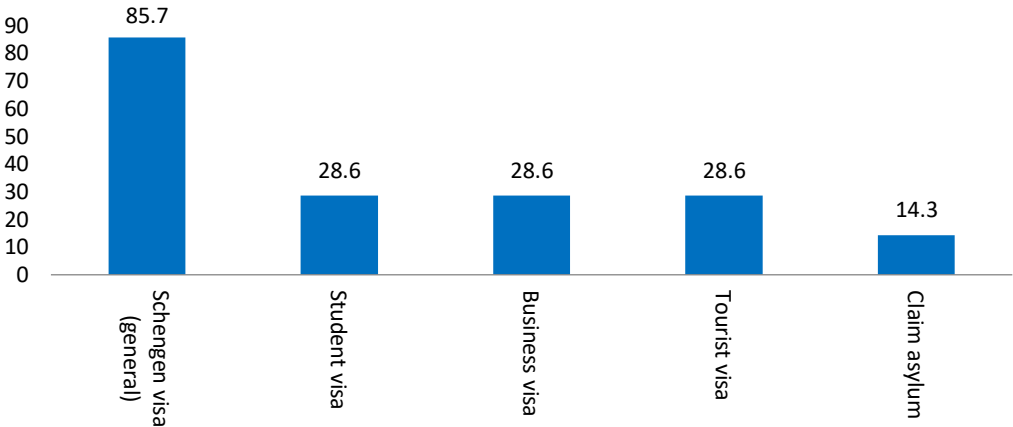


### 7.5 Nigerian nationals in the Netherlands

Like respondents in Greece, Nigerians in the Netherlands made their choice primarily based on their perception that Europe was safer (46.3%, N=19) and that human rights were better respected in Europe (14.6%, N=6). Europe’s respect for human rights (14.6%, N=6) was also reported as the main secondary reason for choosing migration to Europe over regional migration. It should also be noted that almost half of the Nigerians (48.8%, N=20) surveyed in the Netherlands reported having only one reason for choosing to migrate to Europe. Like Nigerians in Greece, but in contrast to other Nigerian respondent groups, very few respondents in the Netherlands suggested that, had they been given the opportunity to work (9.76%, N=4) or study (2.44%, N=1) in Africa, they would have considered not migrating to Europe.

Upon their arrival to Europe, 81 per cent of Nigerian respondents in the Netherlands had claimed asylum in order to obtain permission to stay in Europe. Yet only 17per cent (N=7) of the respondents reported having been aware of legal options to migrate to Europe before their arrival to their final destination. Of these, 86 per cent of these indicated having been aware of the Schengen visa, a slightly greater proportion than reported by their counterparts (see Figure 58).

**Figure 58: Known legal options for migration to Europe among Nigerian nationals in the Netherlands, in per cent**



When asked about their intentions to return to their country of origin, only 2 per cent (N=1) of Nigerian respondents in the Netherlands wanted to return. The lack of safety in Nigeria was cited by most respondents who did not wish to return (63.0% of all answers given). This was especially the case among respondents from Edo. In general, respondents also reported not choosing to return because they did not see a future in their home country (14.8% of all answers given, N=8).

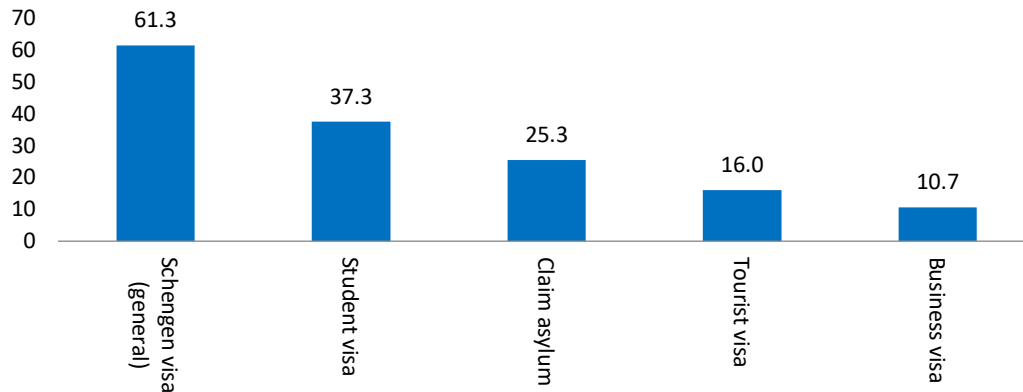
In this regard, most suggested that they would only consider returning to Nigeria if there was an improvement in the human rights situation (29.0% of all answers given, N=18), security conditions (17.7% of all answers given, N=11), and the rule of law (9.68% of all answers given, N=6). A small minority of respondents also reported never wanting to return to Nigeria (19.4% of all answers given, N=12).

**7.6 Nigerian returnees**

Like Nigerian potential migrants and respondents in Niger and Libya, the majority of Nigerian returnees cited a lack of jobs and livelihoods in the region (31.1%, N=28) or a better access to jobs in Europe (27.8%, N=25) as the primary reason for choosing migration to Europe rather than regional migration. In addition to the perception of better access to jobs in Europe (18.9%, N=17) being again cited, secondary reasons included the perception of higher incomes (16.7%, N=15) and better standard of life (18.9%, N=17) in Europe. Moreover, a significant share of returnees suggested that, had they been given the opportunity to work (35.6%) or study (32.2%) in Africa, they would have considered not migrating to Europe, under the condition that the quality of the education received had been like standards in Europe.

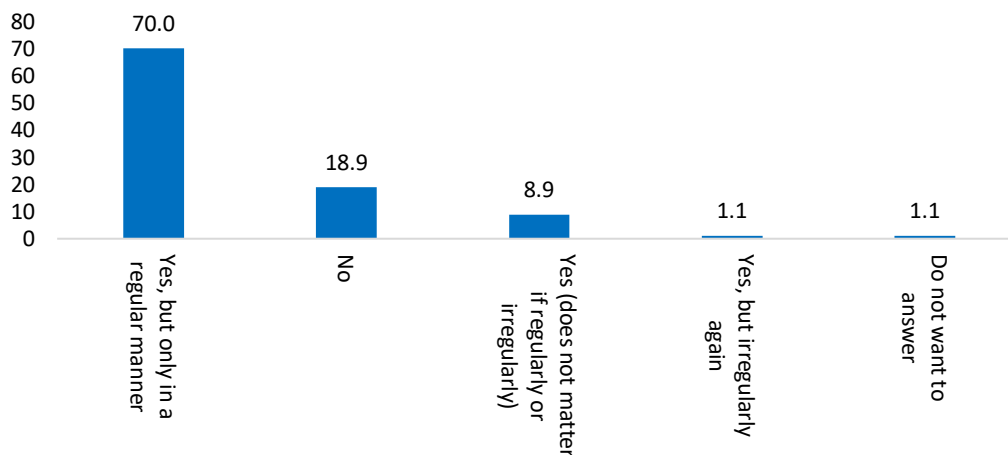
Fifty per cent of returnees reported not having obtained any type of permission to stay in Europe, while 17.8 per cent (N=16) said that they had applied for a visa to stay in Europe. Nigerian returnees were thus less likely to have applied for asylum than respondents in all other stages of the migration journeys. Another 17.8 per cent (N=16) reported that they already had a visa, refugee status, or EU passport. In this regard, 83 per cent of returnees reported being aware of legal options – particularly, Schengen visas (61.3%) and student visas (37.3%) – to migrate to Europe (see Figure 59).

**Figure 59: Known legal options for migration to Europe among Nigerian returnees, in per cent**



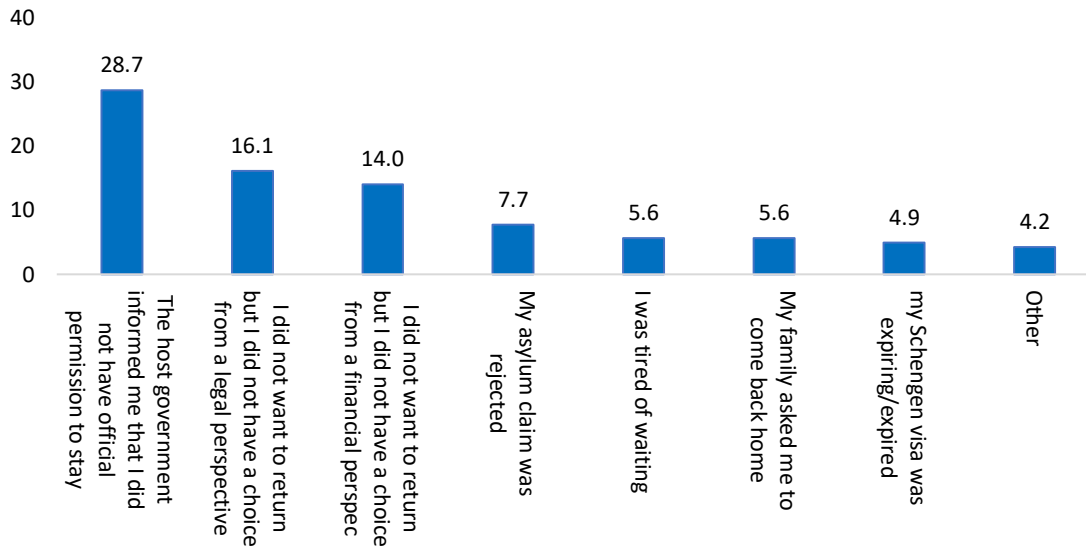
Nigerian returnees were also asked about the two primary challenges they faced upon arrival back to their home country. Finding a job or income-generating activity (63.3%) was reported as Challenge 1. In addition to this, finding affordable housing and negative reactions towards return from family or friends were cited as Challenge 2. The challenges faced by returnees might explain why 30 per cent would migrate to Europe again. However, as seen in Figure 60, the majority (70.0%) of returnees reported that they would only migrate to Europe again through regular means while less than 25 per cent reported no intentions to migrate to Europe again. This finding challenges data from the DTM desk review report that noted migrants who migrated for the second time were often forced to migrate irregularly, with the help of a smuggler, because of a lack of access to information, the absence of legal options for migration, and insufficient financial means (IOM, 2017b).

**Figure 60: Intention to migrate to Europe again among Nigerian returnees, in per cent**



The largest proportion of returnees (28.7%) reported having made the decision to return home to Nigeria because they did not have official permission to stay (see Figure 61). Others reported that they did not want to return but had no choice from a legal perspective.

Figure 61: Reasons for return among Nigerian returnees, in per cent



## HIGHLIGHTS: Migration choices & options for Nigerian migrants

- The main reasons for which Nigerian migrants chose migration to Europe over regional migration were primarily economic (e.g. lack of jobs and livelihood in the region, better access to jobs in Europe, higher incomes) and security-related (e.g. respect for human rights, greater safety in Europe). Other reasons for opting against regional migration related to perceptions that standard of life and social services were better in Europe.
- Even if given the opportunity to work or study in their region, Nigerians most often would still consider migrating to Europe.
- Knowledge of legal options to migrate to Europe varied significantly between respondent groups, with 86 per cent of Nigerian potential migrants, 16 per cent of Nigerians in Niger, 44 per cent of Nigerians in Greece, 17 per cent of respondents in the Netherlands, and 83 per cent of returnees reporting to have such knowledge.
- Schengen visa was commonly known as a legal migration option by most respondents. Nigerians in the Netherlands were more aware of the Schengen visa as a legal option to migrate to Europe than their counterparts.
- A clear majority of Nigerians in the Netherlands did claim asylum to obtain permission to stay in Europe.
- Most returnees had returned to Nigeria following the rejection of their asylum claim. Respondents commonly reported that they would only consider returning to their home country if there was an improvement in the human rights situation or in the security situation and rule of law in the country.
- Primary challenges faced by returnees upon returning in Nigeria were finding a job or an income-generating activity as well as affordable housing

## CONCLUSIONS

This report presented outcomes from DTM data analysis of Nigerian migrants towards Europe, carried out on six thematic areas: (1) socio-demographic profiles of migrants; (2) migration drivers and decision-making; (3) migrants' challenges and related vulnerabilities in origin, transit, and destination countries; (4) the role of intermediaries; (5) migrants' perceptions of Europe; (6) as well as migrant choices and options. Surveys were conducted in country of origin and return (Nigeria); in transit countries (Niger, Libya, and Greece); and in a destination country (the Netherlands). To better address the thematic areas and to provide a more comprehensive answer to this report's research questions, the data analysis was, when possible, complemented with the existing literature on migration from Nigeria to Europe. The main findings of the report, presented below, should be taken with a certain level of caution due to limitations in the methodology.

### Thematic Area 1 – Migrant Profiles

With regards to the socio-demographic profiles of Nigerians in their origin, transit, and destination countries as well as upon return, the following observations can be made. The respondents in this report were mainly young, single males. The average age of the Nigerian migrants varied in the different stages of the migration journey and ranged from 23 years (Nigerians in Niger) to 34 years (Nigerian returnees). The age, gender, and marital status distributions of this study also confirm previous findings that irregular migrants from Nigeria are frequently characterised as young, single males (IOM, 2017a; IOM Libya, 2017; Majidi, 2016; Malakooti, 2015; UN DESA, 2015). Moreover, it should be noted that migrants more often report having education than no education, a potential trigger for their aspirations and capabilities to migrate. Of the respondents that had no education, the majority still reported being able to read and write.

Considering their household characteristics in the different migration phases (intention – transit – destination – return), there is statistically significant evidence that, on average, Nigerian migrants in transit have the largest household size (slightly more than six members). Nigerian potential migrants have a similar household size of around six members. Respondents in the Netherlands, however, have the smallest household size, with (almost) two household members.

At the time of the survey, many of the Nigerian potential migrants planned to leave Nigeria either in the next week (27.1%) or within the next three to four weeks (13.0%). Overall, the Nigerian migrant population was generally observed to be single and throughout the different migration stages, respondents were also more likely to be male than female.

Among the return migrants, Nigerians most often reported to return from Italy, the UK, or the Netherlands, with the largest proportion of respondents under this study returning through forced return or deportation on behalf of the host government (43.3%)



## Thematic Area 2 – Migration Drivers & Decision-Making

Nigerian respondents in all parts of their migration journey reported on a wide range of factors that influenced their migration drivers and decision-making: personal, household<sup>9</sup>, and community challenges faced pre-migration, reasons for leaving their origin country, employment status and income, having family and friends in Europe, previous experiences with international migration and internal displacement, and more. Nigerians mostly faced economic challenges (e.g. lack of sufficient income and livelihood opportunities, unemployment, financial problems and debts) before their migration to Europe on all levels (personal, household, and community). Security problems (e.g. insecurity, security threats, and opposition groups) were also experienced, though to a lesser extent. Quite surprisingly, however, Nigerians in the Netherlands mostly reported personal- and household-level security threats, which is perhaps a reflection of the diverse challenges facing this large country where conflicts and violence are still rife in some parts. It accords with the literature in confirming the relevance of not only the economic forces but also conflicts and violence as macro-level drivers.

This difference in reported challenges amongst Nigerian migrants was also represented in the main reasons for migration to Europe: migrants most often indicated economic (e.g. lack of jobs and livelihood, lack of economic growth and prosperity) as well as security-related (e.g. personal- and family level insecurity, security threats) reasons for their migration. Moreover, specific events that triggered Nigerians to leave their origin country reflected a combination of economic triggers (e.g. lack or loss of employment, job offer in Europe) and influence from their social circles (e.g. hearing from a family or friend that life in Europe was good, friends asking to join in their migration, family wanting them to migrate). Especially the influence of social pressure to migrate highlights the role of social networks and the culture of migration in Nigeria in driving an individual's migration decision (IOM Libya, 2017; Malakooti, 2015; Carling, 2006). Security threats (e.g. security incident) were also mentioned as one of the main triggers to migrate for Nigerians in the Netherlands.

These challenges have been supported by previous literature, that indicates that migration from Nigeria has been based on a mix of factors, of which economic-related factors, insecurity-related factors, as well as social and cultural factors (e.g. social networks, culture of migration) are some (IOM, 2017a; IOM, 2017b; Marchand, Roosen, Reinhold & Siegel, 2016; Crawley, Düvell, Jones, McMahon, & Sigona, 2016). The mix of the faced challenges on the different levels also indicates the complexity of the political and socioeconomic situations in the origin country as well as of the migration decision-making and preparation process. These outcomes also show that challenges are interlinked in different levels of society but are mostly felt on the personal or household level, the same level where migration decision are made.

Considering their employment status before migration, Nigerians were often self-employed throughout the different migration stages or received daily wages. Overall, Nigerian respondents reported that before migrating, their personal average income had not been sufficient to meet their monthly expenses.

---

<sup>9</sup> Household: Within this study the term 'household' refers to a group of family members that live in the same house and share a meal on a daily basis

Most Nigerian respondents had previously not experienced internal displacement. When previous internal displacement was reported, the majority of the movement associated with previous international migration took place within Africa.

Nigerian respondents mostly made their migration decision on their own. They did, however, often consult others, such as family and friends, who vastly supported their decision to migrate. However, exceptions are revealed by Nigerians transiting Niger and Nigerians in the Netherlands, who often made their decision to migrate by themselves without consulting others or by consulting their migration facilitator. When migration decisions were not taken by the respondent themselves, generally either the spouse or the parent made the decision for them.

Nigerian potential migrants significantly more often indicated to have friends rather than family in Europe than their counterparts in transit, in destination, or upon return. Nonetheless, it is true that both family and friends played an important role, even for potential migrants with 35 per cent having family contacts in Europe prior to migrating. Furthermore, the importance of social media and communication for Nigerian migrants, is observable through their indicated primary information sources on which their migration decisions were based. Nigerians mostly reported word of mouth and electronic sources (e.g. Internet, WhatsApp, Facebook) as their main source of information. Considering channels for word of mouth, it is observed that verbal contact with friends and family in Europe (though particularly with friends) via phone, Viber, Facebook, and/or Skype is reported often amongst respondents as being their main channel.

### **Thematic Area 3 – Challenges and Related Vulnerabilities**

Within the context of this report, it should be noted that different ways of travelling (e.g. alone, with friends, with family members) entails different vulnerabilities. It is observed that Nigerian potential migrants primarily planned to travel to Europe either alone or with friends. Nigerians in transit, in the Netherlands, and upon return mostly reported travelling alone, with a group, or with friends.

The use of smartphones during the journey is also considered to be an important source of information that migrants can use to inform themselves of the risks and challenges possibly associated with their migration journey along certain routes. In general, half of the Nigerian respondents reported to have a smartphone with them while travelling to Europe, which they mainly used for communication with family and friends at home and in Europe as well as to find information about the journey. However, only about 10 per cent of the Nigerians in Niger and 19 per cent of the Nigerians in the Netherlands reported to have a smartphone during their migration journey. Nigerians mainly used Facebook, WhatsApp, Skype, Internet browsers, Google Maps, and Viber during their migration journey.

Almost all potential migrants expected to face challenges en route to Europe. The potential migrants significantly more often expected problems during their migration to Europe than their counterparts actually faced during their journeys. The most common problems potential migrants expected to face were hunger and thirst, being robbed, and problems at sea. It is observed in the literature that, especially

considering the migration journey through the desert, that starvation and dehydration are common problems in Niger and Libya (Marchand, Reinold, & Dias e Silva, 2017; Carter & Rohwerder, 2016; Crawley, Düvell, Jones, McMahon, & Sigona, 2016; Malakooti, 2016; Sahan Foundation & IGAD Security Sector Program, 2016). Between 17 per cent (those transiting in Niger) and around half (those in transit in Libya and Greece as well as those in the Netherlands) of the respondents faced problems during their migration to Europe. Notably, Nigerians generally expect numerous problems when they are leaving their origin country. This perhaps indicates that respondents adjust their expectations according to their journey, Nigerians have low rates for expecting problems in the continuation of their journey.

Only 35 per cent of transit migrants in Niger expected problems – namely hunger and thirst, detention, and problems at sea – while migrating onwards to Europe. It should be noted, however, that respondents in Greece commonly mentioned detention<sup>10</sup> as their main reported problem. Moreover, 70 per cent of the Nigerian returnees reported to have faced problems whilst traveling to Europe. This together with strong transnational ties might explain why almost all potential migrants expected to experience problems.

#### **Thematic Area 4 – The Role of Intermediaries**

Across the different stages, most of the respondents planned to use or used a migration facilitator<sup>11</sup> during their journey to Europe. The figures generally support the patterns in the literature, which suggest that smugglers are involved in the majority of migration practices in sub-Saharan Africa (IOM Libya, 2017). Slightly over 80 per cent of the Nigerian potential migrants planned to make use of a migration facilitator when leaving Nigeria. This is mostly consistent with the approximately eight out of ten migrants (those in Libya, Greece, and the Netherlands as well as upon return) that used a migration facilitator while migrating to Europe. However, a smaller percentage of the Nigerian transit migrants in Niger (11.3%) reported to have used a migration facilitator. The average number of migration facilitators used by Nigerian migrants was approximately two facilitators. Nigerian migrants contacted the migration facilitator through different way, frequently through friends or family in Nigeria, but also by family in Europe (Nigerians in transit in Greece) as well as by being approached by the migration facilitator (Nigerians in the Netherlands).

In preparation for their migration journey, migrants mostly collected information on the costs of migration, the job market, and transportation options. In addition, it is also interesting to see that, even though Nigerian migrants mention that they collect information on the asylum process, their perceived knowledge about asylum procedures has been observed to be generally low. To finance their travels to Europe, Nigerian migrants generally reported relying on savings, borrowing money, selling assets, and

---

<sup>10</sup> Detention by official authorities is legitimate part of the migration management. From the migrants' perspective, detention may be the deprivation of liberty based on their migration status and without committing any crime as such. Since this report provide data and research on migrant perception it is presented here as a 'problem'.

<sup>11</sup> Migration facilitator: Within this study the term 'migration facilitator' refers to anyone that is involved in the facilitation of migration services (irregular and regular) via air, land or sea routes in exchange for money. Those services can reach from consultative services for visa application and acquiring (fraudulent) documents, to transportation arrangement, to the facilitation of border crossings. The term used does not intend to neglect the differences in services and often used terms for those persons providing the migration services.

working along the route. Considering the influence of both friends and family on the financing and preparations made by respondents before their migration to Europe, the role of social networks for migration as well as the relevance of migration as a cultural component and household decision becomes clear (IOM Libya, 2017; Carling, 2006).

There is however a great variance in actual and expected costs of migration between the different stages among the responses of the Nigerian migrants. While expectations on the (remaining) costs to reach final destination vary between 2,773 USD (Libya) to 8,436 USD (Niger), actual costs to reach final destination are reported to be around 10,000 USD by Nigerians in the Netherlands. This amount is much higher than any of the expected costs.

Payment to the intermediary varies between full payment before departure, in instalments, or upon arrival. Nigerians transiting in Niger and Libya, as well as in those the Netherlands and upon return, commonly reported to pay in full before departure. Interestingly, potential migrants expected payment through instalments (29.2%) or third party (28.6%), which was uncommonly reported by Nigerians in transit, at their destination, or upon return. This possibly reveals a lack of information among potential Nigerian migrants about the actual payment methods that are most common when financing migration to Europe.

### **Thematic Area 5 – Migrant Perceptions of Europe**

The main intended destination countries among Nigerian respondents were diverse, with Italy, Spain, Germany, the Netherlands, Greece, and the UK being most commonly mentioned, while respondents often reported wanting to reach Europe in general without having a specific destination in mind. When an intended destination was reported, the reasons for Nigerians to choose their intended destination were also mixed, with economic (e.g. availability of jobs), social (e.g. having friends and family there), security (e.g. safety of the country), and other factors (e.g. ease of access to asylum in comparison to other EU countries, ability to go to school, coincidence) being most commonly mentioned. Nigerian mostly based their perceptions of Europe on the following sources of information: word of mouth, Facebook, WhatsApp, the Internet, radio, and television. These patterns reveal the importance of both social media as well as transnational networks (via word of mouth) to inform the understandings that respondents had about life in Europe.

Nigerians most commonly mentioned that, upon their arrival to Europe, their first priorities would be to apply for asylum, find work, apply for a visa, apply for nationality, reunify with family and friends, as well as going to school. In this regard, the main forms of support expected by Nigerians from their host country included receiving a legal permit to stay in the country, free housing, free healthcare, support to bring other family members to Europe, a monthly stipend, and free education. In terms of the overlap between expected forms of support and support received, Nigerian returnees mostly did not expect any support, whereas the Nigerians in the Netherlands mostly expected refugee status. The most common problems that respondents expected upon arrival to their destination country were deportation, detention, rejection of their asylum claim and being unable to attain nationality, lack of financial support, as well as

being unable to bring family members. Nonetheless, slightly more than half of those in Netherlands either received their main form of expected support or partially received it. In general, however, it is observed that less than one-third of respondents in the Netherlands or upon return received their expected forms of support from their European host country. It is observed that there is a gap between expected support and actually received support. This is also supported in the literature, as there often is a gap in migrant's perceptions of Europe (or their expectations therefrom) as well as the realities they then face in their destination country upon arrival (Ystehde & Fosse, 2016).

It is, furthermore, observed that knowledge of the asylum procedure is overall very low amongst Nigerians. Knowledge is especially low among those Nigerians not having reached the European continent, ranging from only 3 per cent knowing among Nigerians in Libya, 5 per cent among those in Niger, and 15 per cent among potential migrants. This might reflect a lack of knowledge on the procedure itself, though there still is a general acknowledgement of the importance of this form of documentation for legally living in Europe.

A main source of information on which Nigerians based their impressions of Europe is word of mouth as their main source of information. Interestingly, Nigerian potential migrants and returnees often also report basing their impressions of Europe on information from the radio and television. Respondents across the nationalities often report having only one such source of information, though potential migrants commonly also mention the Internet. When considering the channels of word of mouth in particular, the main channel is especially associated with verbal (via phone, Viber, Facebook, and/or Skype) and written contact (via smartphone apps and/or social media).

In general, Nigerian migrants often advise the migration of others to Europe, though to varying extents. Reasons to advise others to migrate to Europe included good jobs in Europe, a lack for hope for a future in Nigeria, the respect for human rights in Europe, and good social welfare. As such, Nigerian potential migrants were significantly more likely than their counterparts in transit, at the destination, and upon return to advise others to migrate because of good jobs. This, however, may possibly reveal misinformation about real circumstances of migration among potential migrants, as also seen in Thematic Area 4. On the other hand, reasons to discourage others from migrating to Europe were related to difficulties and danger along the migration route, life in Europe not being as expected, and high living costs in Europe.

### **Thematic Area 6 – Migrant Choices and Options**

The main reasons for Nigerian migrants to choose for migration to Europe over regional migration were primarily economic- (e.g. lack of jobs and livelihood in region, better access to jobs in Europe, higher incomes) and security-related (e.g. respect for human rights, offerings of safety, Europe is safer). Other reasons for opting against regional migration included the perceptions of a better life and social services in Europe. Such patterns are also reflected in the literature, which suggests the migration to Europe among Nigerians is driven by the relevance of social networks as well as by the improved livelihood opportunities associated with Europe (IOM, 2017a; IOM, 2017b). The literature also mentions that

worsening conditions in transit countries, such as Libya, are also a coercion for migrants to continue their journey towards Europe (Crawley, Düvell, Jones, McMahon & Sigona, 2016). In line with these considerations, if given the opportunity to work or study in their region, Nigerians most often would still consider migrating to Europe.

Awareness of legal options to migrate to Europe was varied, with 86 per cent of Nigerian potential migrants, 16 per cent of Nigerians in Niger, 44 per cent of Nigerians in Greece, 17 per cent of respondents in the Netherlands, and 83 per cent of returnees reporting to have such knowledge. The most known legal option to migrate to Europe was reported to be the Schengen visa, with Nigerians in the Netherlands being significantly more aware of the Schengen visa as a legal option to migrate to Europe than their counterparts. Only a small proportion of Nigerian migrants planned to apply for asylum, although those transiting Greece mostly planned to apply for asylum and a vast majority of Nigerians in the Netherlands did claim asylum in order to obtain permission to stay in Europe. Varied knowledge about legal options is in line with the literature, which indicates that migrants often lack information of legal channels for migrating to Europe (Huddelston, Karacay & Nikolova, 2014).

The vast majority of Nigerian respondents across the migration stages intended to stay in their destination country if they received legal status and very few wanted to return. Very few respondents in the Netherlands reported an intention to return to Nigeria. Also, none of the respondents were informed of organisations, such as IOM, that could facilitate their return. However, respondents commonly reported that they would only consider return when there is an improvement of human rights as well as improvements to the security situation and rule of law in the country. For those that did decide to return to Nigeria, the decision was most often based on the rejection of their asylum claim. Following, primary challenges faced by returnees upon returning in Nigeria were finding a job or an income-generating activity as well as affordable housing. Reportedly, some returnees would migrate to Europe again.

## REFERENCES

- Addis, E. (2014). "Chapter 4: International Migration in Ethiopia: Challenges and Opportunities." In B. Adejumoke, A., Ikwuyatum, G., & Abejide, O. (2008). *Dynamics of International Migration in Nigeria*. Ibadan: African Perspectives on Human Mobility Programme, University of Ibadan.
- Bilgili, O., Kuschminder, K., & Siegel, M. (2017). Return migrants' perceptions of living conditions in Ethiopia: A gendered analysis. *Migration Studies*.
- Black, B., Kniveton, D., Skeldon, R., Coppard, D., Murata, A., & Schmidt-Verkerk, K. (2008). Demographics and Climate Change: Future Trends and their Policy Implications for Migration. *University of Sussex*.
- Carling, J. (2006). *Migration, Human Smuggling and Trafficking from Nigeria to Europe*. Oslo: International Peace Research Institute/International Organization for Migration.
- Carter, B., & Rohwerder, B. (2016). *Rapid fragility and migration assessment for Ethiopia*. GSDRC/University of Birmingham.
- Crawley, H., Düvell, F., Jones, K., McMahon, S., & Sigona, N. (2016). *Destination Europe?: Understanding the dynamics and drivers of Mediterranean migration in 2015*. MEDMIG Final Report.
- Crawley, H., Düvell, F., Jones, K., & Skleparis, D. (2016). *Understanding the dynamics of migration to Greece and the EU: drivers, decisions and destinations*. MEDMIG Research Brief No2.
- Cummings, C., Pacitto, J., Lauro, D., & Foresti, M. (2015). *Why people move: understanding the drivers and trends of migration to Europe*. London: Overseas Development Institute (ODI). Retrieved from: <https://www.odi.org/sites/odi.org.uk/files/odi-assets/publications/opinion-files/10157.pdf>
- de Haas, H. (2006). *International migration and national development: Viewpoints and policy initiatives in countries of origin - The case of Nigeria*. Nijmegen: Working papers Migration and Development series.
- de Haas, H., & Flahaux, M. (2016). African migration: trends, patterns, drivers. *Comparative Migration Studies*, 4(1), n.p.
- Eurostat (2017). *Asylum and first time asylum applicants by citizenship, age and sex Annual aggregated data (rounded)*. Retrieved from: <http://appsso.eurostat.ec.europa.eu/nui/submitViewTableAction.do>
- Fargues, P., & Bonfanti, S. (2014). *When the best option is a leaky boat: why migrants risk their lives crossing the Mediterranean and what Europe is doing about it*. Migration Policy Centre; Policy Briefs, 2014/05.
- Fentaw, A. E. (2017). Ethiopian returnee women from Arab countries: challenges of successful reintegration. *African and Black Diaspora*, pp. 1-18.
- Frouws, B. (2014). *Going West: contemporary mixed migration trends from the Horn of Africa to Libya & Europe*. Kenya: Regional Mixed Migration Secretary (RMMS)/Danish Refugee Council.
- Global Displacement Tracking Matrix (DTM) Support Team (2017). *Maps on routes from Ethiopia, Nigeria, and Somalia to Europe*. Geneva.

- Hernández-Coss, R. & Egwuagu Bun, C. (2007). The UK-Nigeria Remittance Corridor. World Bank Working Paper No. 92. Retrieved from: [http://siteresources.worldbank.org/EXTAML/Resources/3965111146581427871/UKNigeria\\_Remittance\\_Corridor.pdf](http://siteresources.worldbank.org/EXTAML/Resources/3965111146581427871/UKNigeria_Remittance_Corridor.pdf)
- Huddelston, W., Karacay, A. B., & Nikolova, M. (2014). *Study on Smuggling: Case Study 4: Nigeria-Turkey - Bulgaria*. Brussels: European Commission, DG Migration & Home Affairs/ European Migration Network.
- Ikuteyijo, L. (2012). *Illegal Migration and Policy Challenges in Nigeria*. AfricanPortal, 21, 1-9.
- International Organization for Migration (IOM) (2014a). *Dimensions of Crisis on Migration in Somalia: Working Paper February 2014*. Retrieved from: <https://www.iom.int/files/live/sites/iom/files/Country/docs/Dimensions-of-Crisis-on-Migration-in-Somalia.pdf>
- International Organization for Migration (IOM) (2016). *Migration in Nigeria: A Country Profile 2014*. Retrieved from: [https://publications.iom.int/system/files/pdf/mp\\_nigeria.pdf](https://publications.iom.int/system/files/pdf/mp_nigeria.pdf)
- International Organization for Migration (IOM) (2017a). *Enabling a better understanding of migration flows and (its root-causes) from Ethiopia towards Europe - Desk-Review Report - Displacement Tracking Matrix (DTM)*. International Organization for Migration.
- International Organization for Migration (IOM) (2017b). *Enabling a better understanding of migration flows and (its root-causes) from Nigeria towards Europe - Desk-Review Report - Displacement Tracking Matrix (DTM)*. International Organization for Migration.
- International Organization for Migration (IOM) (2017c). *Enabling a better understanding of migration flows (and its root causes) from Somalia towards Europe*. Desk Review Report – Displacement Tracking Matrix (DTM).
- International Organization for Migration (IOM) Libya (2017). *LIBYA 2016 - MIGRATION PROFILES & TRENDS - DISPLACEMENT TRACKING MATRIX | LIBYA*. International Organization for Migration.
- International Organization for Migration (IOM) DTM Nigeria (2017). *Nigeria - Round XIV Report*. Retrieved from: <https://drive.google.com/file/d/0B3CEVcVlpFxORmU4TDlLcEtBemM/view>
- Isiugo-Abanihe, U., & International Organisation for Migration (IOM) Nigeria. (2014). *Migration in Nigeria: A Country Profile*. Retrieved from: [https://publications.iom.int/system/files/pdf/mp\\_nigeria.pdf](https://publications.iom.int/system/files/pdf/mp_nigeria.pdf)
- Kastner, K. (2010). Moving relationships: family ties of Nigerian migrants on their way to Europe. *African and Black Diaspora: An International Journal*, 3(1), pp. 17-34.
- Kuschminder, K., & Fransen, S. (2009). *Migration in Ethiopia: History, Current Trends and Future Prospects*. Maastricht Graduate School of Governance.
- Kuschminder, K., & Koser, K. (2016). The role of migration-specific and migration-relevant policies in migrant decision-making in transit. United Nations University – MERIT.
- Kuschminder, K., & Siegel, M., (2014). *Migration & Development: A World in Motion – Ethiopia Country Report*. United Nations University – MERIT.
- Lindley, A. (2009). *The early-morning phonecall: remittances from a refugee diaspora perspective*. Journal of Ethnic and Migration Studies. Working Paper No. 47, University of Oxford. Retrieved from: [https://www.compass.ac.ox.uk/media/WP-2007-047-Lindley\\_Refugee\\_Diaspora\\_Remittances.pdf](https://www.compass.ac.ox.uk/media/WP-2007-047-Lindley_Refugee_Diaspora_Remittances.pdf)



- Loschmann, C., Kuschminder, K. and Siegel, M. (2017). "The Root Causes of Movement: Exploring the Determinants of Irregular Migration from Afghanistan" in Eds. McAuliffe, M. and K. Koser. *A long way to go: Irregular migration patterns, processes, drivers and decision making*. ANU Press: Canberra.
- Majidi, N. (2016). Afghan and Somali (post-)conflict migration to the EU. *Forced Migration Review, 51*, 32-33.
- Malakooti, A. (2015). *Irregular migration between West Africa, North Africa and the Mediterranean*. Altai Consulting for the International Organization for Migration.
- Malakooti, A. (2016). *Assessing the Risk of Migration Along the Central and Eastern Mediterranean Routes: Iraq and Nigeria as Case Study Countries*. International Organization for Migration.
- Malakooti, A., & Davin, E. (2015). *Migration Trends Across the Mediterranean: Connecting the Dots*. Altai Consulting for the International Organization for Migration.
- Marchand, K., Roosen, I., Reinold, J., & Siegel, M. (2016). *Irregular Migration from the East and Horn of Africa*. Report commissioned by the Deutsche Gesellschaft für Internationale Zusammenarbeit (GIZ) in the framework of the EU-funded Better Migration Management (BMM) Programme.
- Marchand, K., Reinold, J., & Dias e Silva, R. (2017). *Study on Migration Routes in the East & Horn of Africa*. Report commissioned by the Deutsche Gesellschaft für Internationale Zusammenarbeit (GIZ).
- Mberu, B., & Pongou, R. (2010). *Nigeria: Multiple Forms of Mobility in Africa's Demographic Giant*. Migration Policy Institute. Retrieved from: <http://www.migrationpolicy.org/article/nigeria-multiple-forms-mobility-africas-demographic-giant>
- McMahon, S., & Sigona, N. (2016). *Boat migration across the central Mediterranean: drivers, experiences and responses*. MEDMIG Research Brief No3.
- Mixed Migration Platform (MMP) (2016). *Women and girls on the move: A gender analysis of mixed migration from the Middle East to Europe*. Retrieved from: [http://www.mixedmigrationplatform.org/wp-content/uploads/2016/12/MMP\\_Briefing-Paper\\_Womens-migration-to-the-EU\\_December-2016.pdf](http://www.mixedmigrationplatform.org/wp-content/uploads/2016/12/MMP_Briefing-Paper_Womens-migration-to-the-EU_December-2016.pdf)
- Onokerhoraye, A. G. (2013). Return migration patterns and characteristics in rural communities of Nigeria's Niger Delta Region: Implications for rural development policy. *CPED Policy Paper Series No. 3*.
- Pennington, J. & Balaram, B. (2013). *Homecoming: Return and reintegration of irregular migrants from Nigeria*. Institute for Public Policy Research (IPPR). Retrieved from: [https://www.ippr.org/files/images/media/files/publication/2013/04/Homecoming\\_irregular\\_migrants\\_Nigeria\\_Apr2013\\_10661.pdf](https://www.ippr.org/files/images/media/files/publication/2013/04/Homecoming_irregular_migrants_Nigeria_Apr2013_10661.pdf)
- Reitano, T., Adal, L., & Shaw, M. (2014). *Smuggled Features: The dangerous path of the migrant from Africa to Europe*. Global Initiative against Transnational Organized Crime series on Human Trafficking.
- Regional Mixed Migration Secretariat (RMMS) (2016). *Country Profile Ethiopia*. Retrieved from <http://www.regionalmms.org/index.php/country-profiles/ethiopia>

- Regional Mixed Migration Secretariat (RMMS) (2017). *Country Profile Somalia/Somaliland*. Retrieved from: <http://www.regionalmms.org/index.php/country-profiles/somalia>
- Sahan Foundation and IGAD Security Sector Program (2016). *Human Trafficking and Smuggling on the Horn of Africa-Central Mediterranean Route*. Sahan Foundation and IGAD Security Sector Program.
- Samuel Hall (2015). Summary report - Returns to Somalia: Setting Protection and Livelihood Standards. Commissioned by Danish Refugee Council Somalia, funded by the Government of Norway/UDI. Retrieved from: <https://drc.ngo/media/2568305/drc-avrr-external-report-final.pdf>
- Schapendonk, J. (2012). Turbulent Trajectories: African migrants on Their Way to the European Union. *Societies*, 2, pp. 27-41.
- Timmerman, C., De Clerk, H.M.-L., Hemmerechts, K., & Willems, R. (2014). Imagining Europe from the Outside: The Role of Perceptions of Human Rights in Europe in Migration Aspirations in Turkey, Morocco, Senegal and Ukraine. In: *Communicating Europe in Times of Crisis: External Perceptions of the European Union*. Palgrave Macmillan, London, pp. 220 – 247.
- Uppsala Conflict Data Program (UCDP) (2017). *Department of Peace and Conflict Research – Home Page*. Retrieved from: <http://ucdp.uu.se/>
- United Nations Department of Economic and Social Affairs (UN DESA). (2015). *International Migration Stock 2015*. Retrieved from: <http://www.un.org/en/development/desa/population/migration/data/estimates2/estimates15.shtml>
- United Nations Department of Economic and Social Affairs (UN DESA). (2016). *International Migration Report 2015: Highlights*. Retrieved from: [http://www.un.org/en/development/desa/population/migration/publications/migrationreport/docs/MigrationReport2015\\_Highlights.pdf](http://www.un.org/en/development/desa/population/migration/publications/migrationreport/docs/MigrationReport2015_Highlights.pdf)
- United Nations High Commissioner for Refugees (UNHCR). (2015). *Population Statistics*. Retrieved from: [http://popstats.unhcr.org/en/persons\\_of\\_concern](http://popstats.unhcr.org/en/persons_of_concern)
- United Nations High Commissioner for Refugees (UNHCR). (2017a). *Border fences and international border controls in Europe*. Retrieved from: <https://data2.unhcr.org/en/documents/details/55249>
- United Nations High Commissioner for Refugees (UNHCR) (2017b). *Operational Portal - Refugee Situations: Nigerian refugees in Cameroon, Chad, and Niger / IDPs in Cameroon, Chad, Niger, and Nigeria*. Retrieved from: <https://data2.unhcr.org/fr/situations/nigeriasituation?id=502>
- World Bank (2016). *Population, Nigeria*. Retrieved from: <https://data.worldbank.org/country/Nigeria>
- Ystehde, P., & Fosse, M. (2016). *Nigerian migrants risk their lives for the European dream*. University of Oslo. Retrieved from: <http://sciencenordic.com/nigerian-migrants-risk-their-lives-european-dream>