

DISPLACEMENT TRACKING MATRIX EMERGENCY TRACKING


FACTSHEET 12# - MOSUL OPERATIONS FROM 17 OCTOBER TO 19 JANUARY

The Emergency Tracking (ET) system is a crisis-based tool that aims at tracking sudden displacement or return movements triggered by specific crises. The ET figures reported on this portal are not cumulative of the all persons affected by the Mosul crisis thus far, rather the

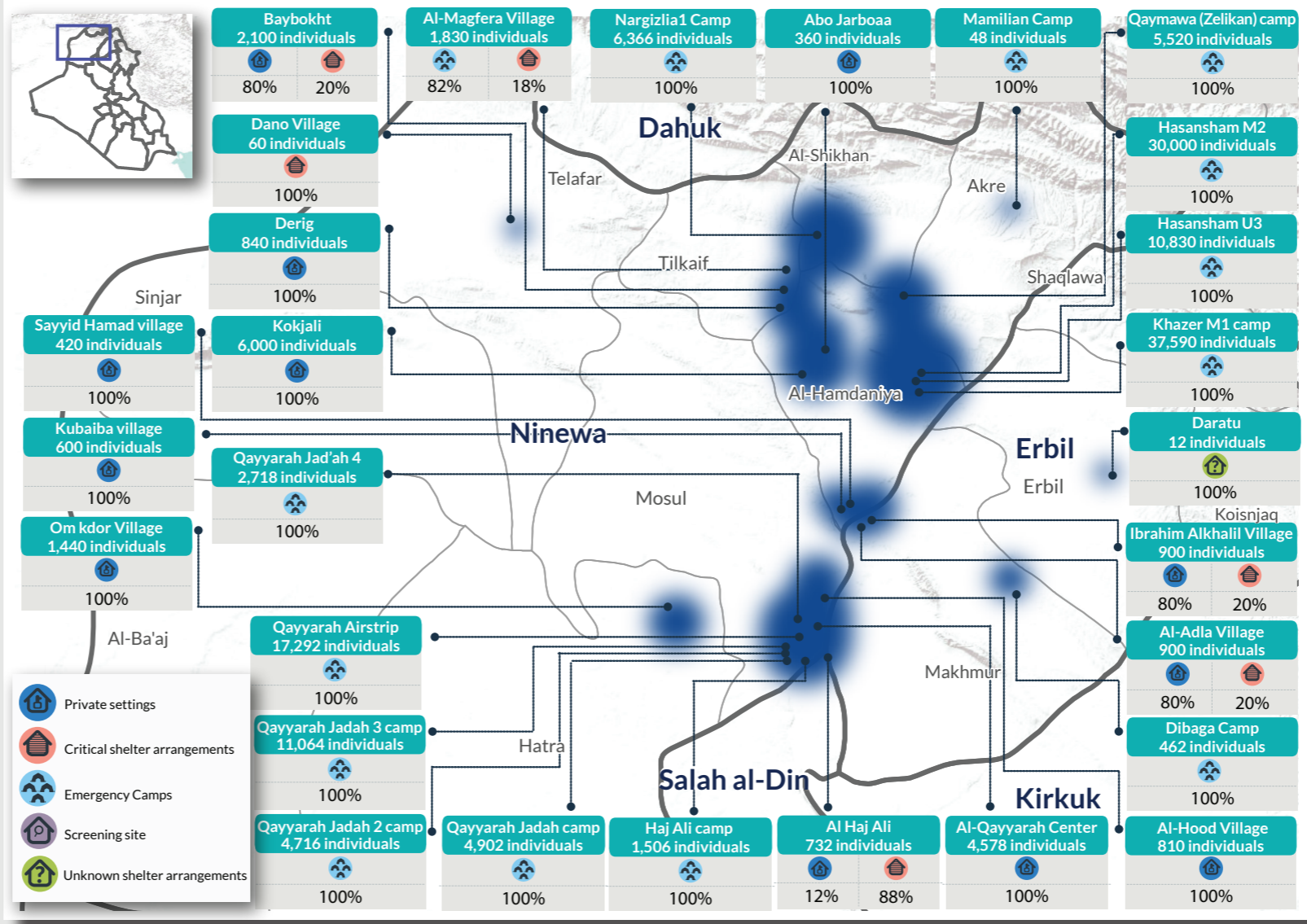
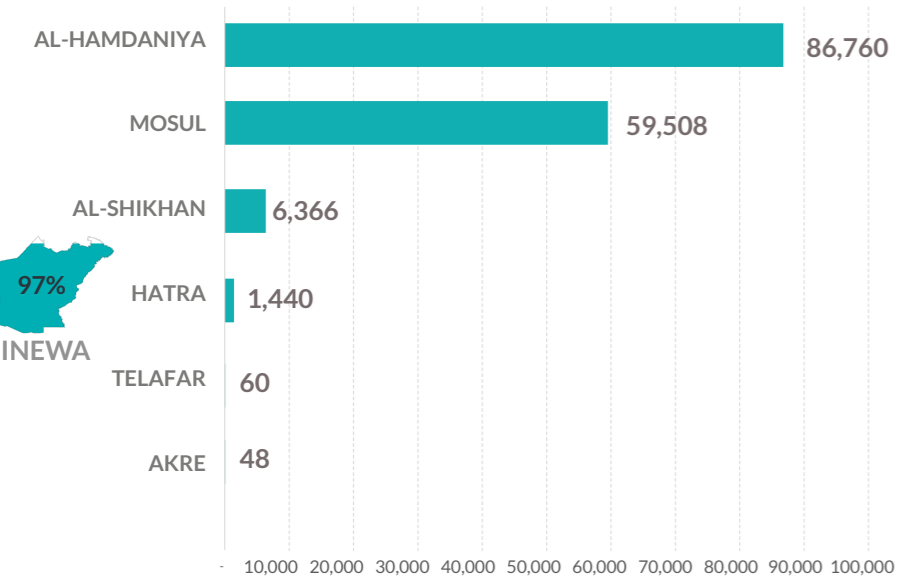
ET update provides only a snapshot of the current displacement situation for the indicated date. The data and information reported on this page are related solely to the displacement caused by the Mosul operations which started on 17 October 2016.



CUMULATIVE FIGURES

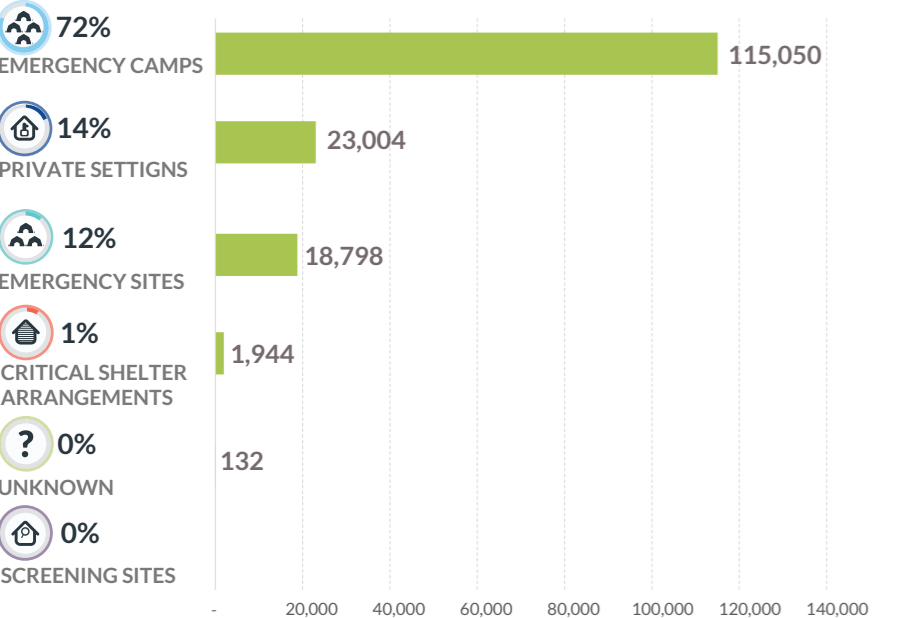


NUMBER OF IDPS BY MAIN DISTRICT OF DISPLACEMENT

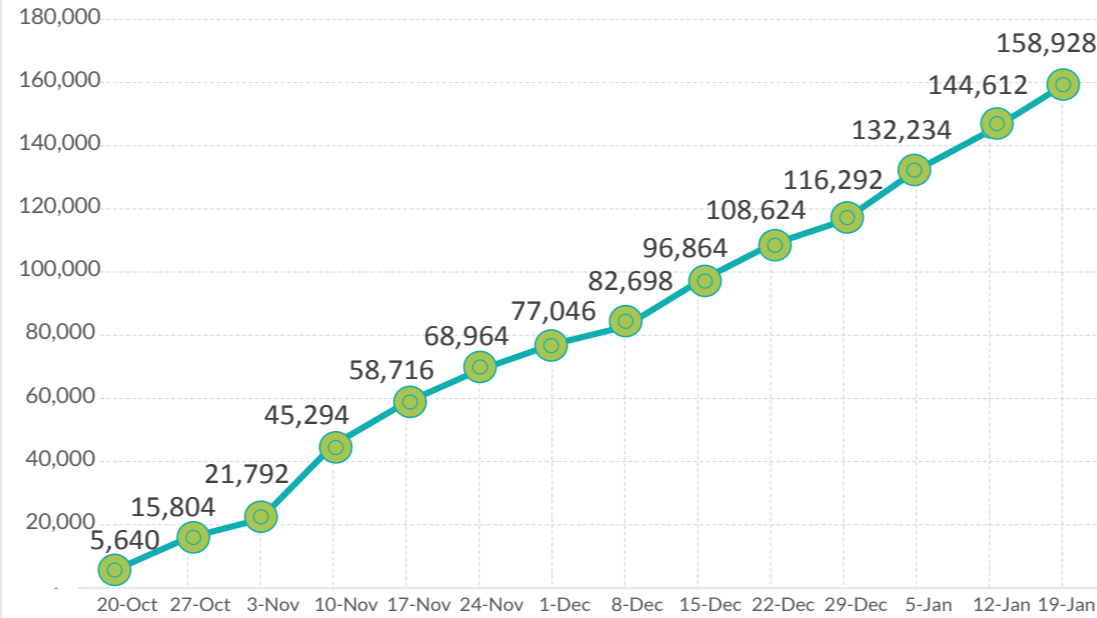


- Military operations started on 17 October 2016. Displacement movements have been recorded since 18 October.
- On 19 January 2017, 26,488 IDP families (158,928 individuals) were still displaced, that is, 10% more than on 12 January. Between the updates of 12 and 19 January, an increase of 2,386 new IDP families (14,316 individuals) has been recorded.
- Between the updates of 12 and 19 January, Mosul district recorded an increase of 28% (13,188 individuals). In particular, Al Qayyarah sub-district recorded a 17% increase (7,188 individuals). Also, in the area of Kokjali (Baashiqa sub-district) approximately 1,000 IDP families (6,000 individuals) have been identified.
- On the other hand, Merkaz Al Hamdaniya sub-district reported a decrease of 2% (1,428 individuals). Despite the ongoing influx of newly displaced IDPs, some camps, in particular Khazer M1, reported return movements towards various areas of Merkaz Mosul sub-district.
- As of 19 January 2017, Ninewa is still the governorate hosting the largest number of IDPs displaced as a result of Mosul operations, with 97% of IDPs (154,182 individuals).
- Approximately 84% of the currently displaced IDPs (133,848 individuals) are hosted in camps or emergency sites, with a high concentration in Ninewa.
- Between 12 and 19 January, the overall population in camps and emergency sites grew by 6% (7,068 individuals).

NUMBER OF IDPS BY SHELTER CATEGORY



DISPLACEMENT TIMELINE FROM 17 OCTOBER: WEEKLY UPDATES



LAST WEEK DAILY UPDATES (FROM 12.1 TO 19.1)

