

Monthly Statistical Report on the Returnees in North Darfur State

January - December, 2016



International Organization for Migration (IOM)
The UN Migration Agency



28,530

Individuals

The total number of returnees since **January 2016 up to end of December**

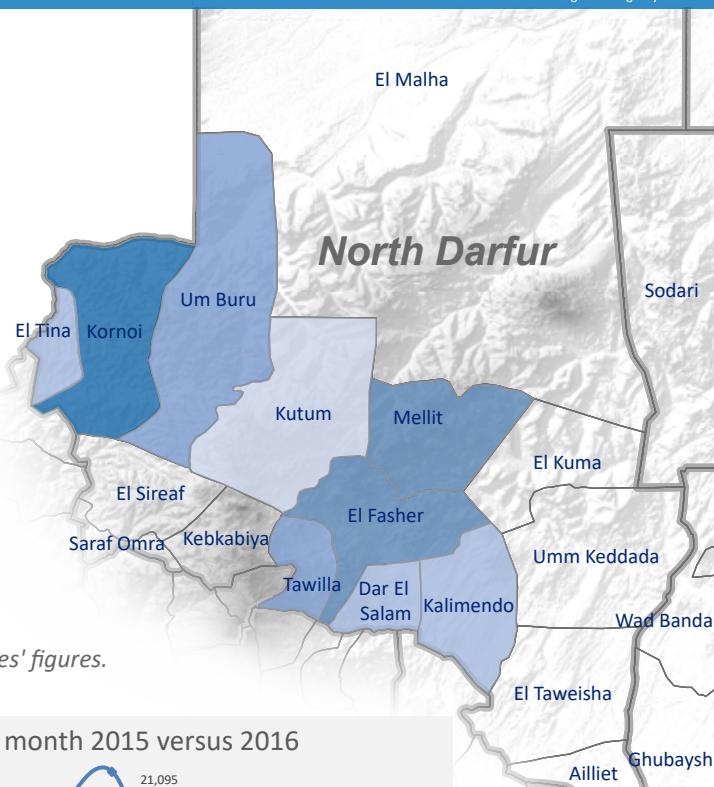


1,407

Individuals

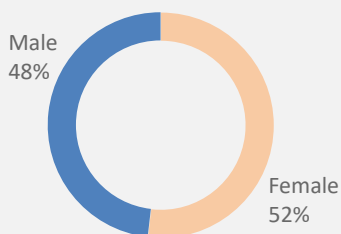
Returned in the month of **December**

Since 2013, with full coordination with the Humanitarian Aid Commission (HAC) in North Darfur, IOM established a tracking system to monitor the returnees movements in nine localities in North Darfur State (**El Fasher - Korma, Dar el Salam, Kalimendo, Kutum, Mellit, Tawilla, El Tina, Kornoi and Um Buru localities**). These localities are considered as high areas of returns during 2016; therefore, more than **60** enumerators were dispersed to visit over **1,400** villages on a regular basis to monitor the population movements to / from these villages. On average, each staff member is visiting **12 to 20** villages per month. Priority is given for the villages of high return.

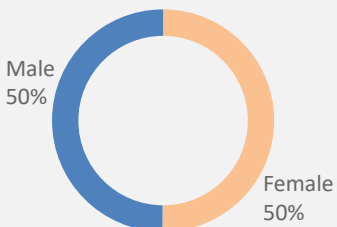


**Please note that some of the quick returns are not included in the below returnees' figures.*

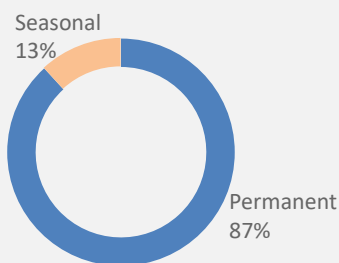
Returnees figures disaggregated by gender



Returnee households disaggregated by gender



Returnees disaggregated by type of return



Returnees figures disaggregated by age

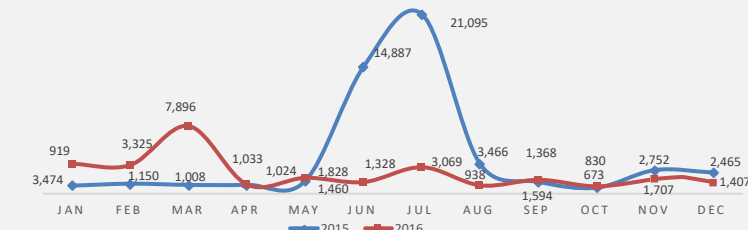
Older than 59yrs
4%

Younger than 5yrs
16%

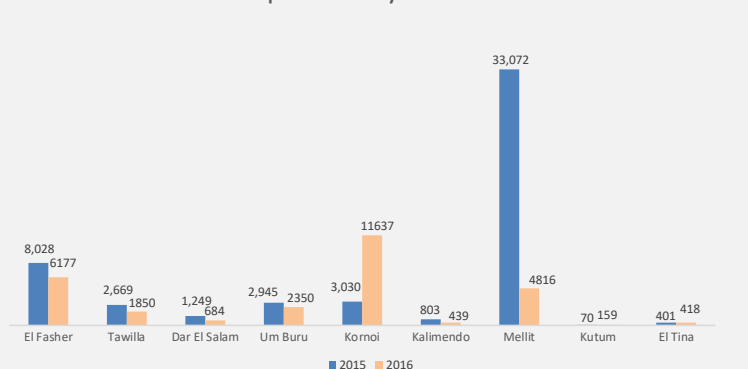
18yrs to 59yrs
41%

5yrs to 17yrs
39%

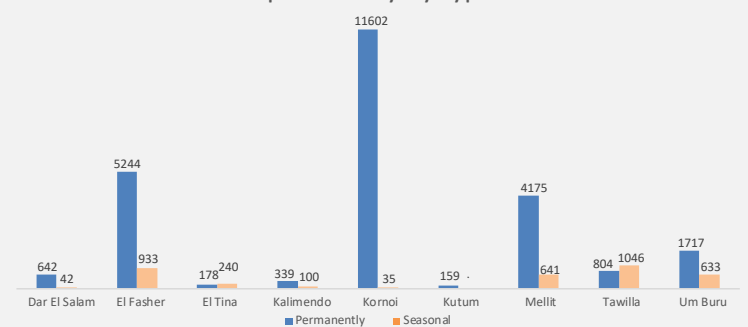
Number of returnees per month 2015 versus 2016



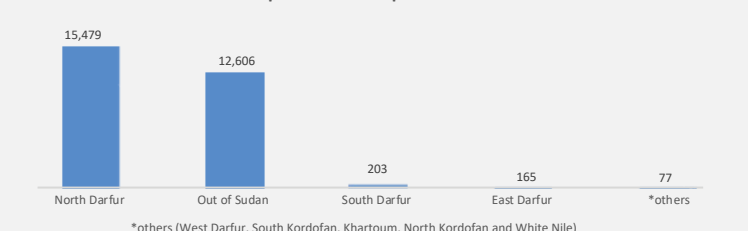
Number of returnees per locality 2015 versus 2016



Number of returnees per locality by type of return



Number of returnees per the departure location



*others (West Darfur, South Kordofan, Khartoum, North Kordofan and White Nile)

Returnees (Ind.)

- 159
- 418 - 684
- 1850 - 2350
- 4816 - 6177
- 11637



Humanitarian Aid and Civil Protection