

Survey Date: Saturday, March 30, 2019

Site Location: 34.9155, -16.5292

Site Information			
Site ID:	Ch_017	Site type:	School
Date site opened:	3/9/2019	Is there a Site Management Committee at the site?	None
Expected period of displacement:	More than 3 months	Is the Site Management Committee made up of community members?	None
District (site Location):	Chikwawa	What type of organization is managing the site?	None
Is the site easily accessible?	Yes	Is there a Site Management Agency at the site?	Yes
Is the site safe and secure?	Yes	Is there a service provider contact list?	None
Traditional Area (site location):	Ta Ngabu		

160

Households

812

Individuals

Age Range	Male	Female	% Male	% Female
< 1	9	12	1%	1%
1 -- 5	28	24	3%	3%
6 -- 12	66	73	8%	9%
13 -- 17	68	62	8%	8%
18 -- 59	203	232	25%	29%
60 ++	21	14	3%	2%
<b>Total</b>	<b>395</b>	<b>417</b>	<b>49%</b>	<b>51%</b>

NEEDS		FOREIGNERS														
First most urgent need:	Kitchen items	Foreigners among the IDPs in Site:	None													
Second most urgent need:	Food	Households:	None													
Third most urgent need:	Shelter	Individuals:	None													
				<table border="1"> <thead> <tr> <th>Country</th> <th>Households</th> <th>Individuals</th> </tr> </thead> <tbody> <tr> <td>Mozambique</td> <td>None</td> <td>None</td> </tr> <tr> <td>Zimbabwe</td> <td>None</td> <td>None</td> </tr> <tr> <td>None</td> <td>None</td> <td>None</td> </tr> </tbody> </table>	Country	Households	Individuals	Mozambique	None	None	Zimbabwe	None	None	None	None	None
Country	Households	Individuals														
Mozambique	None	None														
Zimbabwe	None	None														
None	None	None														

VULNERABILITIES			
Number of pregnant women:	15	Number of persons with chronic diseases / serious medical conditions:	14
Number of breastfeeding mothers:	29	Number of separated children:	0
Number of persons with physical disabilities:	2	Number of orphaned children:	13
Number of persons with mental disabilities:	1	Number of child-headed households:	0
		Number of single-female-headed households:	120
		Number of single-male-headed households:	2

SHELTER		WASH	
Percentage of households living outside:	0%	Main source of drinking water:	Tube well/Borehole
Percentage of households living in tents:	0%	Percentage of IDPs who have enough drinking water:	100%
Percentage of households living in permanent shelters:	100%	Percentage of IDPs who have access to functioning bathing/shower facilities:	25%
Top one NFI need not accessible to IDPs:	Shoes and clothes	Percentage of IDPs living in areas where open defecation is visible:	0%
Top two NFI need not accessible to IDPs:	Items for sleeping (mats, blankets,...)	Percentage of IDPs living in areas where garbage is visible:	0%
Top three NFI need not accessible to IDPs:	Hygiene products (for personal hygiene)	Primary type of sanitation facilities:	Pit latrine with slab

FOOD		HEALTH	
Percentage of Households who had less than 3 meals per day in the past week:	25%	Distance from the nearest health facility:	More than 30 minutes
How people get access to the market?	Walking	Main reason preventing IDPs from accessing healthcare services:	Health services are only accessible during part of the day or some day
Can people buy what they need at the market?	No	Female healthcare workers available at the health facility:	Yes
Reason why most people cannot buy what they need at the market:	Do not have enough money/Prices are too high		

EDUCATION		PROTECTION	
Percentage of IDP children(3 - 5 years old) attending school:	0%	Is there security provided?	Yes
Percentage of IDP children(6 - 12 years old) attending school:	100%	Is there a threat of eviction?	No
Percentage of IDP children(13 - 17years old) attending school:	25%	Is there adequate lighting in the majority of communal points?	0%

RETURN	
What is preventing the largest IDP group from returning home?	House damaged/destroyed

Survey Date: Thursday, March 28, 2019

Site Location: 34.8512, -16.1515

Site Information			
Site ID:	Ch_022	Site type:	Healthy centre
Date site opened:	3/8/2019	Is there a Site Management Committee at the site?	None
Expected period of displacement:	More than 3 months	Is the Site Management Committee made up of community members?	None
District (site Location):	Chikwawa	What type of organization is managing the site?	None
Is the site easily accessible?	Yes	Is there a Site Management Agency at the site?	No
Is the site safe and secure?	Yes	Is there a service provider contact list?	None
Traditional Area (site location):	Ta Maseya		

166

Households

435

Individuals

Age Range	Male	Female	% Male	% Female
< 1	22	15	5%	3%
1 -- 5	16	15	4%	3%
6 -- 12	39	31	9%	7%
13 -- 17	46	51	11%	12%
18 -- 59	42	119	10%	27%
60 ++	8	31	2%	7%
<b>Total</b>	<b>173</b>	<b>262</b>	<b>40%</b>	<b>60%</b>

NEEDS		FOREIGNERS														
First most urgent need:	<b>Food</b>	Foreigners among the IDPs in Site:	<b>None</b>													
Second most urgent need:	<b>Shelter</b>	Households	<b>None</b>													
Third most urgent need:	<b>Seeds</b>	Individuals	<b>None</b>													
				<table border="1" style="font-size: 8px;"> <thead> <tr> <th>Country</th> <th>Households</th> <th>Individuals</th> </tr> </thead> <tbody> <tr> <td>Mozambique</td> <td>None</td> <td>None</td> </tr> <tr> <td>Zimbabwe</td> <td>None</td> <td>None</td> </tr> <tr> <td>None</td> <td>None</td> <td>None</td> </tr> </tbody> </table>	Country	Households	Individuals	Mozambique	None	None	Zimbabwe	None	None	None	None	None
Country	Households	Individuals														
Mozambique	None	None														
Zimbabwe	None	None														
None	None	None														

VULNERABILITIES			
Number of pregnant women:	11	Number of persons with chronic diseases / serious medical conditions:	34
Number of breastfeeding mothers:	27	Number of separated children:	0
Number of persons with physical disabilities:	10	Number of orphaned children:	7
Number of persons with mental disabilities:	5	Number of child-headed households:	3
		Number of single-female-headed households:	59
		Number of single-male-headed households:	39

SHELTER		WASH	
Percentage of households living outside:	50%	Main source of drinking water:	Tube well/Borehole
Percentage of households living in tents:	0%	Percentage of IDPs who have enough drinking water:	75%
Percentage of households living in permanent shelters:	50%	Percentage of IDPs who have access to functioning bathing/shower facilities:	0%
Top one NFI need not accessible to IDPs:	Soap/detergent for washing clothes	Percentage of IDPs living in areas where open defecation is visible:	0%
Top two NFI need not accessible to IDPs:	Cooking items (pots/pans)	Percentage of IDPs living in areas where garbage is visible:	25%
Top three NFI need not accessible to IDPs:	Items for sleeping (mats, blankets,...)	Primary type of sanitation facilities:	Pit latrine without slab / open pit

FOOD		HEALTH	
Percentage of Households who had less than 3 meals per day in the past week:	25%	Distance from the nearest health facility:	Up to 30 minutes
How people get access to the market?	Walking	Main reason preventing IDPs from accessing healthcare services:	Nothing is preventing people
Can people buy what they need at the market?	No	Female healthcare workers available at the health facility:	Yes
Reason why most people cannot buy what they need at the market:	Do not have enough money/Prices are too high		

EDUCATION		PROTECTION	
Percentage of IDP children(3 - 5 years old) attending school:	50%	Is there security provided?	No
Percentage of IDP children(6 - 12 years old) attending school:	50%	Is there a threat of eviction?	Yes
Percentage of IDP children(13 - 17years old) attending school:	50%	Is there adequate lighting in the majority of communal points?	0%

RETURN	
What is preventing the largest IDP group from returning home?	House damaged/destroyed

Survey Date: Friday, March 29, 2019

Site Location: 34.8317, -16.0242

Site Information				190 Households	964 Individuals
Site ID:	Ch_021	Site type:	Community evacuation centre		
Date site opened:	3/8/2019	Is there a Site Management Committee at the site?	None		
Expected period of displacement:	More than 3 months	Is the Site Management Committee made up of community members?	None		
District (site Location):	Chikwawa	What type of organization is managing the site?	None		
Is the site easily accessible?	Yes	Is there a Site Management Agency at the site?	Yes		
Is the site safe and secure?	Yes	Is there a service provider contact list?	None		
Traditional Area (site location):	Ta Maseya				

Age Range	Male	Female	% Male	% Female
< 1	16	21	2%	2%
1 -- 5	18	29	2%	3%
6 -- 12	33	51	3%	5%
13 -- 17	60	72	6%	7%
18 -- 59	242	388	25%	40%
60 ++	15	19	2%	2%
<b>Total</b>	<b>384</b>	<b>580</b>	<b>40%</b>	<b>60%</b>

NEEDS		FOREIGNERS		
First most urgent need:	Shelter	Foreigners among the IDPs in Site:	None	
Second most urgent need:	Farm inputs	Households	None	
Third most urgent need:	Food	Individuals	None	

VULNERABILITIES			
Number of pregnant women:	15	Number of persons with chronic diseases / serious medical conditions:	12
Number of breastfeeding mothers:	27	Number of separated children:	0
Number of persons with physical disabilities:	9	Number of orphaned children:	10
Number of persons with mental disabilities:	0	Number of child-headed households:	6
		Number of single-female-headed households:	32
		Number of single-male-headed households:	20

SHELTER		WASH	
Percentage of households living outside:	0%	Main source of drinking water:	Tube well/Borehole
Percentage of households living in tents:	0%	Percentage of IDPs who have enough drinking water:	100%
Percentage of households living in permanent shelters:	100%	Percentage of IDPs who have access to functioning bathing/shower facilities:	100%
Top one NFI need not accessible to IDPs:	Soap/detergent for washing clothes	Percentage of IDPs living in areas where open defecation is visible:	100%
Top two NFI need not accessible to IDPs:	Cooking items (pots/pans)	Percentage of IDPs living in areas where garbage is visible:	0%
Top three NFI need not accessible to IDPs:	Items for sleeping (mats, blankets,...)	Primary type of sanitation facilities:	Pit latrine with slab

FOOD		HEALTH	
Percentage of Households who had less than 3 meals per day in the past week:	75%	Distance from the nearest health facility:	More than 30 minutes
How people get access to the market?	Walking	Main reason preventing IDPs from accessing healthcare services:	No medicines available in healthcare center
Can people buy what they need at the market?	Not most people	Female healthcare workers available at the health facility:	Yes
Reason why most people cannot buy what they need at the market:	Do not have enough money/Prices are too high		

EDUCATION		PROTECTION	
Percentage of IDP children(3 - 5 years old) attending school:	0%	Is there security provided?	Yes
Percentage of IDP children(6 - 12 years old) attending school:	100%	Is there a threat of eviction?	No
Percentage of IDP children(13 - 17years old) attending school:	100%	Is there adequate lighting in the majority of communal points?	0%

RETURN	
What is preventing the largest IDP group from returning home?	House damaged/destroyed

Survey Date: Friday, March 29, 2019

Site Location: 34.8762, -16.1203

Site Information			
Site ID:	Ch_020	Site type:	School
Date site opened:	3/7/2019	Is there a Site Management Committee at the site?	None
Expected period of displacement:	More than 3 months	Is the Site Management Committee made up of community members?	None
District (site Location):	Chikwawa	What type of organization is managing the site?	None
Is the site easily accessible?	Yes	Is there a Site Management Agency at the site?	No
Is the site safe and secure?	Yes	Is there a service provider contact list?	None
Traditional Area (site location):	Ta Maseya		

## 395

Households

## 1,862

Individuals

Age Range	Male	Female	% Male	% Female
< 1	28	31	2%	2%
1 -- 5	44	48	2%	3%
6 -- 12	102	122	5%	7%
13 -- 17	165	201	9%	11%
18 -- 59	341	321	18%	17%
60 ++	201	258	11%	14%
<b>Total</b>	<b>881</b>	<b>981</b>	<b>47%</b>	<b>53%</b>

NEEDS		FOREIGNERS														
First most urgent need:	Food	Foreigners among the IDPs in Site:	None													
Second most urgent need:	Shelter	Households	None													
Third most urgent need:	Cooking items	Individuals	None													
				<table border="1"> <thead> <tr> <th>Country</th> <th>Households</th> <th>Individuals</th> </tr> </thead> <tbody> <tr> <td>Mozambique</td> <td>None</td> <td>None</td> </tr> <tr> <td>Zimbabwe</td> <td>None</td> <td>None</td> </tr> <tr> <td>None</td> <td>None</td> <td>None</td> </tr> </tbody> </table>	Country	Households	Individuals	Mozambique	None	None	Zimbabwe	None	None	None	None	None
Country	Households	Individuals														
Mozambique	None	None														
Zimbabwe	None	None														
None	None	None														

VULNERABILITIES			
Number of pregnant women:	29	Number of persons with chronic diseases / serious medical conditions:	10
Number of breastfeeding mothers:	21	Number of child-headed households:	15
Number of persons with physical disabilities:	10	Number of elderly persons:	0
Number of persons with mental disabilities:	7	Number of separated children:	0
		Number of orphaned children:	46
		Number of single-female-headed households:	48
		Number of single-male-headed households:	15

SHELTER		WASH	
Percentage of households living outside:	25%	Main source of drinking water:	Public tap/Standpipe
Percentage of households living in tents:	50%	Percentage of IDPs who have enough drinking water:	50%
Percentage of households living in permanent shelters:	25%	Percentage of IDPs who have access to functioning bathing/shower facilities:	0%
Top one NFI need not accessible to IDPs:	Closed containers to transport and /or store water	Percentage of IDPs living in areas where open defecation is visible:	50%
Top two NFI need not accessible to IDPs:	Items for sleeping (mats, blankets,..)	Percentage of IDPs living in areas where garbage is visible:	25%
Top three NFI need not accessible to IDPs:	0	Primary type of sanitation facilities:	Pit latrine without slab / open pit

FOOD		HEALTH	
Percentage of Households who had less than 3 meals per day in the past week:	75%	Distance from the nearest health facility:	More than 30 minutes
How people get access to the market?	Walking	Main reason preventing IDPs from accessing healthcare services:	No medicines available in healthcare center
Can people buy what they need at the market?	Not most people	Female healthcare workers available at the health facility:	Yes
Reason why most people cannot buy what they need at the market:	Do not have enough money/Prices are too high		

EDUCATION		PROTECTION	
Percentage of IDP children(3 - 5 years old) attending school:	75%	Is there security provided?	Yes
Percentage of IDP children(6 - 12 years old) attending school:	75%	Is there a threat of eviction?	No
Percentage of IDP children(13 - 17years old) attending school:	50%	Is there adequate lighting in the majority of communal points?	25%

RETURN	
What is preventing the largest IDP group from returning home?	House damaged/destroyed



Survey Date: Friday, March 29, 2019

Site Location: 34.8776, -15.6233

Site Information			
Site ID:	Ch_019	Site type:	School
Date site opened:	3/8/2019	Is there a Site Management Committee at the site?	None
Expected period of displacement:	Between 1 and 3 months	Is the Site Management Committee made up of community members?	None
District (site Location):	Chikwawa	What type of organization is managing the site?	None
Is the site easily accessible?	Yes	Is there a Site Management Agency at the site?	Yes
Is the site safe and secure?	Yes	Is there a service provider contact list?	None
Traditional Area (site location):	Ta Maseya		

152

Households

758

Individuals

Age Range	Male	Female	% Male	% Female
< 1	20	25	3%	3%
1 -- 5	32	48	4%	6%
6 -- 12	26	69	3%	9%
13 -- 17	39	56	5%	7%
18 -- 59	175	225	23%	30%
60 ++	13	30	2%	4%
<b>Total</b>	<b>305</b>	<b>453</b>	<b>40%</b>	<b>60%</b>

NEEDS		FOREIGNERS														
First most urgent need:	Food	Foreigners among the IDPs in Site:	None													
Second most urgent need:	Seeds	Households:	None													
Third most urgent need:	Kitchen items	Individuals:	None													
				<table border="1"> <thead> <tr> <th>Country</th> <th>Households</th> <th>Individuals</th> </tr> </thead> <tbody> <tr> <td>Mozambique</td> <td>None</td> <td>None</td> </tr> <tr> <td>Zimbabwe</td> <td>None</td> <td>None</td> </tr> <tr> <td>None</td> <td>None</td> <td>None</td> </tr> </tbody> </table>	Country	Households	Individuals	Mozambique	None	None	Zimbabwe	None	None	None	None	None
Country	Households	Individuals														
Mozambique	None	None														
Zimbabwe	None	None														
None	None	None														

VULNERABILITIES			
Number of pregnant women:	15	Number of persons with chronic diseases / serious medical conditions:	0
Number of breastfeeding mothers:	110	Number of separated children:	0
Number of persons with physical disabilities:	9	Number of orphaned children:	12
Number of persons with mental disabilities:	0	Number of child-headed households:	0
		Number of single-female-headed households:	22
		Number of single-male-headed households:	10

SHELTER		WASH	
Percentage of households living outside:	25%	Main source of drinking water:	Tube well/Borehole
Percentage of households living in tents:	0%	Percentage of IDPs who have enough drinking water:	100%
Percentage of households living in permanent shelters:	75%	Percentage of IDPs who have access to functioning bathing/shower facilities:	25%
Top one NFI need not accessible to IDPs:	Shoes and clothes	Percentage of IDPs living in areas where open defecation is visible:	0%
Top two NFI need not accessible to IDPs:	Mosquito nets	Percentage of IDPs living in areas where garbage is visible:	0%
Top three NFI need not accessible to IDPs:	Items for sleeping (mats, blankets,...)	Primary type of sanitation facilities:	Pit latrine with slab

FOOD		HEALTH	
Percentage of Households who had less than 3 meals per day in the past week:	75%	Distance from the nearest health facility:	There is no reachable health facility
How people get access to the market?	Walking	Main reason preventing IDPs from accessing healthcare services:	No medicines available in healthcare center
Can people buy what they need at the market?	Not most people	Female healthcare workers available at the health facility:	Yes
Reason why most people cannot buy what they need at the market:	Do not have enough money/Prices are too high		

EDUCATION		PROTECTION	
Percentage of IDP children(3 - 5 years old) attending school:	0%	Is there security provided?	Yes
Percentage of IDP children(6 - 12 years old) attending school:	100%	Is there a threat of eviction?	No
Percentage of IDP children(13 - 17years old) attending school:	50%	Is there adequate lighting in the majority of communal points?	0%

RETURN	
What is preventing the largest IDP group from returning home?	House damaged/destroyed

Survey Date: Tuesday, March 26, 2019

Site Location: 34.875, -16.2704

Site Information			
Site ID:	Ch_018	Site type:	Community Center
Date site opened:	3/13/2019	Is there a Site Management Committee at the site?	None
Expected period of displacement:	Between 1 and 3 months	Is the Site Management Committee made up of community members?	None
District (site Location):	Chikwawa	What type of organization is managing the site?	None
Is the site easily accessible?	Yes	Is there a Site Management Agency at the site?	No
Is the site safe and secure?	Yes	Is there a service provider contact list?	None
Traditional Area (site location):	Ta Lundu		

**1,722**  
 Households

**6,053**  
 Individuals

Age Range	Male	Female	% Male	% Female
< 1	598	414	10%	7%
1 -- 5	596	646	10%	11%
6 -- 12	431	626	7%	10%
13 -- 17	730	111	12%	2%
18 -- 59	472	512	8%	8%
60 ++	439	478	7%	8%
<b>Total</b>	<b>3266</b>	<b>2787</b>	<b>54%</b>	<b>46%</b>

NEEDS		FOREIGNERS														
First most urgent need:	<b>Food</b>	Foreigners among the IDPs in Site:	None													
Second most urgent need:	<b>Blankets and clothes</b>	Households	None													
Third most urgent need:	<b>Cooking items</b>	Individuals	None													
				<table border="1"> <thead> <tr> <th>Country</th> <th>Households</th> <th>Individuals</th> </tr> </thead> <tbody> <tr> <td>Mozambique</td> <td>None</td> <td>None</td> </tr> <tr> <td>Zimbabwe</td> <td>None</td> <td>None</td> </tr> <tr> <td>None</td> <td>None</td> <td>None</td> </tr> </tbody> </table>	Country	Households	Individuals	Mozambique	None	None	Zimbabwe	None	None	None	None	None
Country	Households	Individuals														
Mozambique	None	None														
Zimbabwe	None	None														
None	None	None														

VULNERABILITIES			
Number of pregnant women:	46	Number of persons with chronic diseases / serious medical conditions:	2
Number of breastfeeding mothers:	203	Number of separated children:	1
Number of persons with physical disabilities:	61	Number of orphaned children:	23
Number of persons with mental disabilities:	0	Number of child-headed households:	1
		Number of single-female-headed households:	341
		Number of single-male-headed households:	52

SHELTER		WASH	
Percentage of households living outside:	50%	Main source of drinking water:	Piped water to yard/Plot
Percentage of households living in tents:	25%	Percentage of IDPs who have enough drinking water:	25%
Percentage of households living in permanent shelters:	25%	Percentage of IDPs who have access to functioning bathing/shower facilities:	25%
Top one NFI need not accessible to IDPs:	Cooking items (pots/pans)	Percentage of IDPs living in areas where open defecation is visible:	75%
Top two NFI need not accessible to IDPs:	Hygiene products (for personal hygiene)	Percentage of IDPs living in areas where garbage is visible:	75%
Top three NFI need not accessible to IDPs:	Items for sleeping (mats, blankets,...)	Primary type of sanitation facilities:	Pit latrine without slab / open pit

FOOD		HEALTH	
Percentage of Households who had less than 3 meals per day in the past week:	75%	Distance from the nearest health facility:	More than 30 minutes
How people get access to the market?	Walking	Main reason preventing IDPs from accessing healthcare services:	No medicines available in healthcare center
Can people buy what they need at the market?	No	Female healthcare workers available at the health facility:	Yes
Reason why most people cannot buy what they need at the market:	Do not have enough money/Prices are too high		

EDUCATION		PROTECTION	
Percentage of IDP children(3 - 5 years old) attending school:	0%	Is there security provided?	Yes
Percentage of IDP children(6 - 12 years old) attending school:	0%	Is there a threat of eviction?	Yes
Percentage of IDP children(13 - 17years old) attending school:	0%	Is there adequate lighting in the majority of communal points?	0%

RETURN	
What is preventing the largest IDP group from returning home?	House damaged/destroyed

Survey Date: Tuesday, April 2, 2019

Site Location: 34.8741, -16.53859

Site Information			
Site ID:	Ch_023	Site type:	Mosque
Date site opened:	3/15/2019	Is there a Site Management Committee at the site?	None
Expected period of displacement:	More than 3 months	Is the Site Management Committee made up of community members?	None
District (site Location):	Chikwawa	What type of organization is managing the site?	None
Is the site easily accessible?	Yes	Is there a Site Management Agency at the site?	No
Is the site safe and secure?	Yes	Is there a service provider contact list?	None
Traditional Area (site location):	Ta Ngabu		

128

Households

636

Individuals

Age Range	Male	Female	% Male	% Female
< 1	31	54	5%	8%
1 -- 5	47	55	7%	9%
6 -- 12	37	42	6%	7%
13 -- 17	27	49	4%	8%
18 -- 59	92	178	14%	28%
60 ++	10	14	2%	2%
<b>Total</b>	<b>244</b>	<b>392</b>	<b>38%</b>	<b>62%</b>

NEEDS	FOREIGNERS												
First most urgent need: <b>Food</b>	Foreigners among the IDPs in Site: <b>None</b>												
Second most urgent need: <b>Kitchen items</b>	Households: <b>None</b>												
Third most urgent need: <b>Shelter</b>	Individuals: <b>None</b>												
	<table border="1" style="width: 100%; font-size: x-small;"> <thead> <tr> <th>Country</th> <th>Households</th> <th>Individuals</th> </tr> </thead> <tbody> <tr> <td>Mozambique</td> <td>None</td> <td>None</td> </tr> <tr> <td>Zimbabwe</td> <td>None</td> <td>None</td> </tr> <tr> <td>None</td> <td>None</td> <td>None</td> </tr> </tbody> </table>	Country	Households	Individuals	Mozambique	None	None	Zimbabwe	None	None	None	None	None
Country	Households	Individuals											
Mozambique	None	None											
Zimbabwe	None	None											
None	None	None											

VULNERABILITIES			
Number of pregnant women:	26	Number of persons with chronic diseases / serious medical conditions:	0
Number of breastfeeding mothers:	40	Number of separated children:	0
Number of persons with physical disabilities:	4	Number of orphaned children:	37
Number of persons with mental disabilities:	0	Number of child-headed households:	0
		Number of single-female-headed households:	13
		Number of single-male-headed households:	4
		Number of elderly persons:	10

SHELTER	WASH												
Percentage of households living outside:	75%												
Percentage of households living in tents:	0%												
Percentage of households living in permanent shelters:	25%												
Top one NFI need not accessible to IDPs:	<b>Hygiene products (for personal hygiene)</b>												
Top two NFI need not accessible to IDPs:	<b>Mosquito nets</b>												
Top three NFI need not accessible to IDPs:	<b>Items for sleeping (mats, blankets,...)</b>												
	<table border="1" style="width: 100%; font-size: x-small;"> <thead> <tr> <th>Main source of drinking water:</th> <th>Tube well/Borehole</th> </tr> </thead> <tbody> <tr> <td>Percentage of IDPs who have enough drinking water:</td> <td>100%</td> </tr> <tr> <td>Percentage of IDPs who have access to functioning bathing/shower facilities:</td> <td>0%</td> </tr> <tr> <td>Percentage of IDPs living in areas where open defecation is visible:</td> <td>75%</td> </tr> <tr> <td>Percentage of IDPs living in areas where garbage is visible:</td> <td>25%</td> </tr> <tr> <td>Primary type of sanitation facilities:</td> <td>Pit latrine without slab / open pit</td> </tr> </tbody> </table>	Main source of drinking water:	Tube well/Borehole	Percentage of IDPs who have enough drinking water:	100%	Percentage of IDPs who have access to functioning bathing/shower facilities:	0%	Percentage of IDPs living in areas where open defecation is visible:	75%	Percentage of IDPs living in areas where garbage is visible:	25%	Primary type of sanitation facilities:	Pit latrine without slab / open pit
Main source of drinking water:	Tube well/Borehole												
Percentage of IDPs who have enough drinking water:	100%												
Percentage of IDPs who have access to functioning bathing/shower facilities:	0%												
Percentage of IDPs living in areas where open defecation is visible:	75%												
Percentage of IDPs living in areas where garbage is visible:	25%												
Primary type of sanitation facilities:	Pit latrine without slab / open pit												

FOOD	HEALTH						
Percentage of Households who had less than 3 meals per day in the past week:	75%						
How people get access to the market?	<b>Walking</b>						
Can people buy what they need at the market?	<b>Not most people</b>						
Reason why most people cannot buy what they need at the market:	<b>Do not have enough money/Prices are too high</b>						
	<table border="1" style="width: 100%; font-size: x-small;"> <thead> <tr> <th>Distance from the nearest health facility:</th> <th>More than 30 minutes</th> </tr> </thead> <tbody> <tr> <td>Main reason preventing IDPs from accessing healthcare services:</td> <td><b>Nothing is preventing people</b></td> </tr> <tr> <td>Female healthcare workers available at the health facility:</td> <td><b>Yes</b></td> </tr> </tbody> </table>	Distance from the nearest health facility:	More than 30 minutes	Main reason preventing IDPs from accessing healthcare services:	<b>Nothing is preventing people</b>	Female healthcare workers available at the health facility:	<b>Yes</b>
Distance from the nearest health facility:	More than 30 minutes						
Main reason preventing IDPs from accessing healthcare services:	<b>Nothing is preventing people</b>						
Female healthcare workers available at the health facility:	<b>Yes</b>						

EDUCATION	PROTECTION						
Percentage of IDP children(3 - 5 years old) attending school:	75%						
Percentage of IDP children(6 - 12 years old) attending school:	100%						
Percentage of IDP children(13 - 17years old) attending school:	75%						
	<table border="1" style="width: 100%; font-size: x-small;"> <tbody> <tr> <td>Is there security provided?</td> <td><b>Yes</b></td> </tr> <tr> <td>Is there a threat of eviction?</td> <td><b>No</b></td> </tr> <tr> <td>Is there adequate lighting in the majority of communal points?</td> <td><b>0%</b></td> </tr> </tbody> </table>	Is there security provided?	<b>Yes</b>	Is there a threat of eviction?	<b>No</b>	Is there adequate lighting in the majority of communal points?	<b>0%</b>
Is there security provided?	<b>Yes</b>						
Is there a threat of eviction?	<b>No</b>						
Is there adequate lighting in the majority of communal points?	<b>0%</b>						

RETURN	
What is preventing the largest IDP group from returning home?	<b>House damaged/destroyed</b>

Survey Date: Monday, April 1, 2019

Site Location: 34.8847, -16.4596

Site Information			
Site ID:	Ch_024	Site type:	Hall
Date site opened:	3/4/2019	Is there a Site Management Committee at the site?	None
Expected period of displacement:	More than 3 months	Is the Site Management Committee made up of community members?	None
District (site Location):	Chikwawa	What type of organization is managing the site?	None
Is the site easily accessible?	Yes	Is there a Site Management Agency at the site?	No
Is the site safe and secure?	Yes	Is there a service provider contact list?	None
Traditional Area (site location):	Ta Ngabu		

**483**  
 Households

**2,411**  
 Individuals

Age Range	Male	Female	% Male	% Female
< 1	3	7	0%	0%
1 -- 5	77	112	3%	5%
6 -- 12	130	266	5%	11%
13 -- 17	302	421	13%	17%
18 -- 59	426	585	18%	24%
60 ++	29	53	1%	2%
<b>Total</b>	<b>967</b>	<b>1444</b>	<b>40%</b>	<b>60%</b>

NEEDS		FOREIGNERS														
First most urgent need:	Food	Foreigners among the IDPs in Site:	None													
Second most urgent need:	Shelter	Households:	None													
Third most urgent need:	Kitchen items	Individuals:	None													
				<table border="1"> <thead> <tr> <th>Country</th> <th>Households</th> <th>Individuals</th> </tr> </thead> <tbody> <tr> <td>Mozambique</td> <td>None</td> <td>None</td> </tr> <tr> <td>Zimbabwe</td> <td>None</td> <td>None</td> </tr> <tr> <td>None</td> <td>None</td> <td>None</td> </tr> </tbody> </table>	Country	Households	Individuals	Mozambique	None	None	Zimbabwe	None	None	None	None	None
Country	Households	Individuals														
Mozambique	None	None														
Zimbabwe	None	None														
None	None	None														

VULNERABILITIES			
Number of pregnant women:	50	Number of persons with chronic diseases / serious medical conditions:	83
Number of breastfeeding mothers:	89	Number of separated children:	0
Number of persons with physical disabilities:	38	Number of orphaned children:	115
Number of persons with mental disabilities:	0	Number of child-headed households:	0
		Number of single-female-headed households:	271
		Number of single-male-headed households:	32

SHELTER		WASH	
Percentage of households living outside:	50%	Main source of drinking water:	Tube well/Borehole
Percentage of households living in tents:	0%	Percentage of IDPs who have enough drinking water:	100%
Percentage of households living in permanent shelters:	25%	Percentage of IDPs who have access to functioning bathing/shower facilities:	50%
Top one NFI need not accessible to IDPs:	Hygiene products (for personal hygiene)	Percentage of IDPs living in areas where open defecation is visible:	25%
Top two NFI need not accessible to IDPs:	Mosquito nets	Percentage of IDPs living in areas where garbage is visible:	100%
Top three NFI need not accessible to IDPs:	Items for sleeping (mats, blankets,...)	Primary type of sanitation facilities:	Pit latrine without slab / open pit

FOOD		HEALTH	
Percentage of Households who had less than 3 meals per day in the past week:	75%	Distance from the nearest health facility:	Up to 30 minutes
How people get access to the market?	Walking	Main reason preventing IDPs from accessing healthcare services:	No medicines available in healthcare center
Can people buy what they need at the market?	Not most people	Female healthcare workers available at the health facility:	Yes
Reason why most people cannot buy what they need at the market:	Do not have enough money/Prices are too high		

EDUCATION		PROTECTION	
Percentage of IDP children(3 - 5 years old) attending school:	50%	Is there security provided?	Yes
Percentage of IDP children(6 - 12 years old) attending school:	75%	Is there a threat of eviction?	No
Percentage of IDP children(13 - 17years old) attending school:	25%	Is there adequate lighting in the majority of communal points?	0%

RETURN	
What is preventing the largest IDP group from returning home?	House damaged/destroyed

Survey Date: Saturday, March 30, 2019

Site Location: 34.7203, -16.9597

Site Information			
Site ID:	Ch_028	Site type:	Makeshirt shelter
Date site opened:	3/8/2019	Is there a Site Management Committee at the site?	None
Expected period of displacement:	Between 1 and 3 months	Is the Site Management Committee made up of community members?	None
District (site Location):	Chikwawa	What type of organization is managing the site?	None
Is the site easily accessible?	Yes	Is there a Site Management Agency at the site?	No
Is the site safe and secure?	Yes	Is there a service provider contact list?	None
Traditional Area (site location):	Ta Kasisi		

**365**  
 Households

**1,236**  
 Individuals

Age Range	Male	Female	% Male	% Female
< 1	16	32	1%	3%
1 -- 5	61	70	5%	6%
6 -- 12	25	32	2%	3%
13 -- 17	21	39	2%	3%
18 -- 59	400	482	32%	39%
60 ++	8	50	1%	4%
<b>Total</b>	<b>531</b>	<b>705</b>	<b>43%</b>	<b>57%</b>

NEEDS		FOREIGNERS														
First most urgent need:	Food	Foreigners among the IDPs in Site:	None													
Second most urgent need:	Shelter	Households	None													
Third most urgent need:	Clothes	Individuals	None													
				<table border="1"> <thead> <tr> <th>Country</th> <th>Households</th> <th>Individuals</th> </tr> </thead> <tbody> <tr> <td>Mozambique</td> <td>None</td> <td>None</td> </tr> <tr> <td>Zimbabwe</td> <td>None</td> <td>None</td> </tr> <tr> <td>None</td> <td>None</td> <td>None</td> </tr> </tbody> </table>	Country	Households	Individuals	Mozambique	None	None	Zimbabwe	None	None	None	None	None
Country	Households	Individuals														
Mozambique	None	None														
Zimbabwe	None	None														
None	None	None														

VULNERABILITIES			
Number of pregnant women:	27	Number of persons with chronic diseases / serious medical conditions:	26
Number of breastfeeding mothers:	36	Number of separated children:	0
Number of persons with physical disabilities:	20	Number of orphaned children:	28
Number of persons with mental disabilities:	0	Number of child-headed households:	0
		Number of single-female-headed households:	24
		Number of single-male-headed households:	17

SHELTER		WASH	
Percentage of households living outside:	0%	Main source of drinking water:	Tube well/Borehole
Percentage of households living in tents:	75%	Percentage of IDPs who have enough drinking water:	100%
Percentage of households living in permanent shelters:	25%	Percentage of IDPs who have access to functioning bathing/shower facilities:	25%
Top one NFI need not accessible to IDPs:	Cooking items (pots/pans)	Percentage of IDPs living in areas where open defecation is visible:	25%
Top two NFI need not accessible to IDPs:	Soap/detergent for washing clothes	Percentage of IDPs living in areas where garbage is visible:	0%
Top three NFI need not accessible to IDPs:	Items for sleeping (mats, blankets,...)	Primary type of sanitation facilities:	Pit latrine without slab / open pit

FOOD		HEALTH	
Percentage of Households who had less than 3 meals per day in the past week:	75%	Distance from the nearest health facility:	More than 30 minutes
How people get access to the market?	Walking	Main reason preventing IDPs from accessing healthcare services:	Nothing is preventing people
Can people buy what they need at the market?	Not most people	Female healthcare workers available at the health facility:	Yes
Reason why most people cannot buy what they need at the market:	Do not have enough money/Prices are too high		

EDUCATION		PROTECTION	
Percentage of IDP children(3 - 5 years old) attending school:	0%	Is there security provided?	Yes
Percentage of IDP children(6 - 12 years old) attending school:	100%	Is there a threat of eviction?	No
Percentage of IDP children(13 - 17years old) attending school:	100%	Is there adequate lighting in the majority of communal points?	0%

RETURN	
What is preventing the largest IDP group from returning home?	House damaged/destroyed

Survey Date: Monday, April 1, 2019

Site Location: 34.8923, -16.5441

Site Information			
Site ID:	Ch_025	Site type:	School
Date site opened:	3/9/2019	Is there a Site Management Committee at the site?	None
Expected period of displacement:	More than 3 months	Is the Site Management Committee made up of community members?	None
District (site Location):	Chikwawa	What type of organization is managing the site?	None
Is the site easily accessible?	Yes	Is there a Site Management Agency at the site?	No
Is the site safe and secure?	Yes	Is there a service provider contact list?	None
Traditional Area (site location):	Ta Ngabu		

**164**  
Households

**1,388**  
Individuals

Age Range	Male	Female	% Male	% Female
< 1	27	49	2%	4%
1 -- 5	16	26	1%	2%
6 -- 12	100	106	7%	8%
13 -- 17	29	39	2%	3%
18 -- 59	409	565	29%	41%
60 ++	14	8	1%	1%
<b>Total</b>	<b>595</b>	<b>793</b>	<b>43%</b>	<b>57%</b>

NEEDS		FOREIGNERS														
First most urgent need:	<b>Food</b>	Foreigners among the IDPs in Site:	<b>None</b>													
Second most urgent need:	<b>Shelter</b>	Households:	<b>None</b>													
Third most urgent need:	<b>Kitchen items</b>	Individuals:	<b>None</b>													
				<table border="1"> <thead> <tr> <th>Country</th> <th>Households</th> <th>Individuals</th> </tr> </thead> <tbody> <tr> <td>Mozambique</td> <td>None</td> <td>None</td> </tr> <tr> <td>Zimbabwe</td> <td>None</td> <td>None</td> </tr> <tr> <td>None</td> <td>None</td> <td>None</td> </tr> </tbody> </table>	Country	Households	Individuals	Mozambique	None	None	Zimbabwe	None	None	None	None	None
Country	Households	Individuals														
Mozambique	None	None														
Zimbabwe	None	None														
None	None	None														

VULNERABILITIES			
Number of pregnant women:	12	Number of persons with chronic diseases / serious medical conditions:	14
Number of breastfeeding mothers:	15	Number of separated children:	0
Number of persons with physical disabilities:	6	Number of orphaned children:	83
Number of persons with mental disabilities:	2	Number of child-headed households:	0
		Number of single-female-headed households:	34
		Number of single-male-headed households:	17

SHELTER		WASH	
Percentage of households living outside:	25%	Main source of drinking water:	Tube well/Borehole
Percentage of households living in tents:	0%	Percentage of IDPs who have enough drinking water:	100%
Percentage of households living in permanent shelters:	75%	Percentage of IDPs who have access to functioning bathing/shower facilities:	50%
Top one NFI need not accessible to IDPs:	Cooking items (pots/pans)	Percentage of IDPs living in areas where open defecation is visible:	0%
Top two NFI need not accessible to IDPs:	Mosquito nets	Percentage of IDPs living in areas where garbage is visible:	0%
Top three NFI need not accessible to IDPs:	Soap/detergent for washing clothes	Primary type of sanitation facilities:	Pit latrine without slab / open pit

FOOD		HEALTH	
Percentage of Households who had less than 3 meals per day in the past week:	100%	Distance from the nearest health facility:	More than 30 minutes
How people get access to the market?	Walking	Main reason preventing IDPs from accessing healthcare services:	Nothing is preventing people
Can people buy what they need at the market?	Not most people	Female healthcare workers available at the health facility:	Yes
Reason why most people cannot buy what they need at the market:	Do not have enough money/Prices are too high		

EDUCATION		PROTECTION	
Percentage of IDP children(3 - 5 years old) attending school:	0%	Is there security provided?	Yes
Percentage of IDP children(6 - 12 years old) attending school:	100%	Is there a threat of eviction?	No
Percentage of IDP children(13 - 17years old) attending school:	25%	Is there adequate lighting in the majority of communal points?	0%

RETURN	
What is preventing the largest IDP group from returning home?	House damaged/destroyed

Survey Date: Monday, April 1, 2019

Site Location: 34.9154, -16.5292

Site Information			
Site ID:	Ch_026	Site type:	Church
Date site opened:	3/9/2019	Is there a Site Management Committee at the site?	None
Expected period of displacement:	Between 1 and 3 months	Is the Site Management Committee made up of community members?	None
District (site Location):	Chikwawa	What type of organization is managing the site?	None
Is the site easily accessible?	Yes	Is there a Site Management Agency at the site?	No
Is the site safe and secure?	Yes	Is there a service provider contact list?	None
Traditional Area (site location):	Ta Ngabu		

**65**

Households

**282**

Individuals

Age Range	Male	Female	% Male	% Female
< 1	3	4	1%	1%
1 -- 5	51	38	18%	13%
6 -- 12	15	22	5%	8%
13 -- 17	11	19	4%	7%
18 -- 59	56	23	20%	8%
60 ++	15	25	5%	9%
<b>Total</b>	<b>151</b>	<b>131</b>	<b>54%</b>	<b>46%</b>

NEEDS		FOREIGNERS														
First most urgent need:	Shelter	Foreigners among the IDPs in Site:	None													
Second most urgent need:	Food	Households	None													
Third most urgent need:	Cooking items	Individuals	None													
				<table border="1"> <thead> <tr> <th>Country</th> <th>Households</th> <th>Individuals</th> </tr> </thead> <tbody> <tr> <td>Mozambique</td> <td>None</td> <td>None</td> </tr> <tr> <td>Zimbabwe</td> <td>None</td> <td>None</td> </tr> <tr> <td>None</td> <td>None</td> <td>None</td> </tr> </tbody> </table>	Country	Households	Individuals	Mozambique	None	None	Zimbabwe	None	None	None	None	None
Country	Households	Individuals														
Mozambique	None	None														
Zimbabwe	None	None														
None	None	None														

VULNERABILITIES			
Number of pregnant women:	7	Number of persons with chronic diseases / serious medical conditions:	8
Number of breastfeeding mothers:	21	Number of separated children:	0
Number of persons with physical disabilities:	4	Number of orphaned children:	7
Number of persons with mental disabilities:	0	Number of child-headed households:	0
		Number of single-female-headed households:	36
		Number of single-male-headed households:	0

SHELTER		WASH	
Percentage of households living outside:	50%	Main source of drinking water:	Tube well/Borehole
Percentage of households living in tents:	0%	Percentage of IDPs who have enough drinking water:	50%
Percentage of households living in permanent shelters:	50%	Percentage of IDPs who have access to functioning bathing/shower facilities:	100%
Top one NFI need not accessible to IDPs:	Shoes and clothes	Percentage of IDPs living in areas where open defecation is visible:	25%
Top two NFI need not accessible to IDPs:	Cooking items (pots/pans)	Percentage of IDPs living in areas where garbage is visible:	0%
Top three NFI need not accessible to IDPs:	Items for sleeping (mats, blankets,...)	Primary type of sanitation facilities:	Pit latrine without slab / open pit

FOOD		HEALTH	
Percentage of Households who had less than 3 meals per day in the past week:	75%	Distance from the nearest health facility:	More than 30 minutes
How people get access to the market?	Walking	Main reason preventing IDPs from accessing healthcare services:	No medicines available in healthcare center
Can people buy what they need at the market?	No	Female healthcare workers available at the health facility:	Yes
Reason why most people cannot buy what they need at the market:	Do not have enough money/Prices are too high		

EDUCATION		PROTECTION	
Percentage of IDP children(3 - 5 years old) attending school:	0%	Is there security provided?	No
Percentage of IDP children(6 - 12 years old) attending school:	50%	Is there a threat of eviction?	No
Percentage of IDP children(13 - 17years old) attending school:	50%	Is there adequate lighting in the majority of communal points?	25%

RETURN	
What is preventing the largest IDP group from returning home?	House damaged/destroyed

Survey Date: Wednesday, April 3, 2019

Site Location: 34.9228, -16.2429

Site Information			
Site ID:	CH_002	Site type:	Church
Date site opened:	3/7/2019	Is there a Site Management Committee at the site?	None
Expected period of displacement:	Between 1 and 3 months	Is the Site Management Committee made up of community members?	None
District (site Location):	Chikwawa	What type of organization is managing the site?	None
Is the site easily accessible?	Yes	Is there a Site Management Agency at the site?	No
Is the site safe and secure?	Yes	Is there a service provider contact list?	None
Traditional Area (site location):	Ta Lundu		

## 228

Households

## 1,140

Individuals

Age Range	Male	Female	% Male	% Female
< 1	30	70	3%	6%
1 -- 5	50	90	4%	8%
6 -- 12	150	300	13%	26%
13 -- 17	45	25	4%	2%
18 -- 59	80	250	7%	22%
60 ++	20	30	2%	3%
<b>Total</b>	<b>375</b>	<b>765</b>	<b>33%</b>	<b>67%</b>

NEEDS		FOREIGNERS														
First most urgent need:	Shelter	Foreigners among the IDPs in Site:	None													
Second most urgent need:	Cooking items	Households	None													
Third most urgent need:	Food	Individuals	None													
				<table border="1"> <thead> <tr> <th>Country</th> <th>Households</th> <th>Individuals</th> </tr> </thead> <tbody> <tr> <td>Mozambique</td> <td>None</td> <td>None</td> </tr> <tr> <td>Zimbabwe</td> <td>None</td> <td>None</td> </tr> <tr> <td>None</td> <td>None</td> <td>None</td> </tr> </tbody> </table>	Country	Households	Individuals	Mozambique	None	None	Zimbabwe	None	None	None	None	None
Country	Households	Individuals														
Mozambique	None	None														
Zimbabwe	None	None														
None	None	None														

VULNERABILITIES			
Number of pregnant women:	14	Number of persons with chronic diseases / serious medical conditions:	2
Number of breastfeeding mothers:	80	Number of separated children:	0
Number of persons with physical disabilities:	15	Number of orphaned children:	35
Number of persons with mental disabilities:	0	Number of child-headed households:	0
		Number of single-female-headed households:	50
		Number of single-male-headed households:	15
		Number of elderly persons:	20

SHELTER		WASH	
Percentage of households living outside:	50%	Main source of drinking water:	Public tap/Standpipe
Percentage of households living in tents:	0%	Percentage of IDPs who have enough drinking water:	100%
Percentage of households living in permanent shelters:	50%	Percentage of IDPs who have access to functioning bathing/shower facilities:	0%
Top one NFI need not accessible to IDPs:	Items for sleeping (mats, blankets,...)	Percentage of IDPs living in areas where open defecation is visible:	0%
Top two NFI need not accessible to IDPs:	Mosquito nets	Percentage of IDPs living in areas where garbage is visible:	0%
Top three NFI need not accessible to IDPs:	Cooking items (pots/pans)	Primary type of sanitation facilities:	Pit latrine with slab

FOOD		HEALTH	
Percentage of Households who had less than 3 meals per day in the past week:	50%	Distance from the nearest health facility:	More than 30 minutes
How people get access to the market?	Walking	Main reason preventing IDPs from accessing healthcare services:	Health services are only accessible during part of the day or some day
Can people buy what they need at the market?	Not most people	Female healthcare workers available at the health facility:	Only sometimes/Part of the tim
Reason why most people cannot buy what they need at the market:	Do not have enough money/Prices are too high		

EDUCATION		PROTECTION	
Percentage of IDP children(3 - 5 years old) attending school:	25%	Is there security provided?	Yes
Percentage of IDP children(6 - 12 years old) attending school:	50%	Is there a threat of eviction?	No
Percentage of IDP children(13 - 17years old) attending school:	25%	Is there adequate lighting in the majority of communal points?	0%

RETURN	
What is preventing the largest IDP group from returning home?	House damaged/destroyed



Survey Date: Thursday, April 4, 2019

Site Location: 34.8602, -16.3965

Site Information			
Site ID:	Ch_027	Site type:	School
Date site opened:	3/9/2019	Is there a Site Management Committee at the site?	None
Expected period of displacement:	Between 1 and 3 months	Is the Site Management Committee made up of community members?	None
District (site Location):	Chikwawa	What type of organization is managing the site?	None
Is the site easily accessible?	Yes	Is there a Site Management Agency at the site?	No
Is the site safe and secure?	Yes	Is there a service provider contact list?	None
Traditional Area (site location):	Ta Ngabu		

**370**  
 Households

**1,832**  
 Individuals

Age Range	Male	Female	% Male	% Female
< 1	101	108	6%	6%
1 -- 5	98	124	5%	7%
6 -- 12	143	200	8%	11%
13 -- 17	220	300	12%	16%
18 -- 59	230	250	13%	14%
60 ++	9	49	0%	3%
<b>Total</b>	<b>801</b>	<b>1031</b>	<b>44%</b>	<b>56%</b>

NEEDS		FOREIGNERS														
First most urgent need:	Food	Foreigners among the IDPs in Site:	None													
Second most urgent need:	Shelter	Households	None													
Third most urgent need:	Seeds	Individuals	None													
				<table border="1"> <thead> <tr> <th>Country</th> <th>Households</th> <th>Individuals</th> </tr> </thead> <tbody> <tr> <td>Mozambique</td> <td>None</td> <td>None</td> </tr> <tr> <td>Zimbabwe</td> <td>None</td> <td>None</td> </tr> <tr> <td>None</td> <td>None</td> <td>None</td> </tr> </tbody> </table>	Country	Households	Individuals	Mozambique	None	None	Zimbabwe	None	None	None	None	None
Country	Households	Individuals														
Mozambique	None	None														
Zimbabwe	None	None														
None	None	None														

VULNERABILITIES			
Number of pregnant women:	43	Number of persons with chronic diseases / serious medical conditions:	42
Number of breastfeeding mothers:	157	Number of separated children:	0
Number of persons with physical disabilities:	13	Number of orphaned children:	34
Number of persons with mental disabilities:	1	Number of child-headed households:	1
		Number of single-female-headed households:	786
		Number of single-male-headed households:	585

SHELTER		WASH	
Percentage of households living outside:	100%	Main source of drinking water:	Public tap/Standpipe
Percentage of households living in tents:	0%	Percentage of IDPs who have enough drinking water:	25%
Percentage of households living in permanent shelters:	0%	Percentage of IDPs who have access to functioning bathing/shower facilities:	25%
Top one NFI need not accessible to IDPs:	Closed containers to transport and /or store water	Percentage of IDPs living in areas where open defecation is visible:	50%
Top two NFI need not accessible to IDPs:	Cooking items (pots/pans)	Percentage of IDPs living in areas where garbage is visible:	0%
Top three NFI need not accessible to IDPs:	Items for sleeping (mats, blankets,...)	Primary type of sanitation facilities:	Pit latrine without slab / open pit

FOOD		HEALTH	
Percentage of Households who had less than 3 meals per day in the past week:	50%	Distance from the nearest health facility:	More than 30 minutes
How people get access to the market?	Walking	Main reason preventing IDPs from accessing healthcare services:	No medicines available in healthcare center
Can people buy what they need at the market?	No	Female healthcare workers available at the health facility:	Yes
Reason why most people cannot buy what they need at the market:	Do not have enough money/Prices are too high		

EDUCATION		PROTECTION	
Percentage of IDP children(3 - 5 years old) attending school:	0%	Is there security provided?	Yes
Percentage of IDP children(6 - 12 years old) attending school:	50%	Is there a threat of eviction?	No
Percentage of IDP children(13 - 17years old) attending school:	50%	Is there adequate lighting in the majority of communal points?	25%

RETURN	
What is preventing the largest IDP group from returning home?	House damaged/destroyed

Survey Date: Saturday, March 30, 2019

Site Location: 34.9092, -16.4081

Site Information			
Site ID:	Ch_029	Site type:	School
Date site opened:	3/7/2019	Is there a Site Management Committee at the site?	None
Expected period of displacement:	Between 1 and 3 months	Is the Site Management Committee made up of community members?	None
District (site Location):	Chikwawa	What type of organization is managing the site?	None
Is the site easily accessible?	Yes	Is there a Site Management Agency at the site?	No
Is the site safe and secure?	Yes	Is there a service provider contact list?	None
Traditional Area (site location):	Ta Ngabu		

**472**

Households

**1,739**

Individuals

Age Range	Male	Female	% Male	% Female
< 1	18	23	1%	1%
1 -- 5	176	186	10%	11%
6 -- 12	162	176	9%	10%
13 -- 17	151	133	9%	8%
18 -- 59	423	231	24%	13%
60 ++	31	29	2%	2%
<b>Total</b>	<b>961</b>	<b>778</b>	<b>55%</b>	<b>45%</b>

NEEDS		FOREIGNERS														
First most urgent need:	Food	Foreigners among the IDPs in Site:	None													
Second most urgent need:	Sleeping items	Households	None													
Third most urgent need:	Shelter	Individuals	None													
				<table border="1"> <thead> <tr> <th>Country</th> <th>Households</th> <th>Individuals</th> </tr> </thead> <tbody> <tr> <td>Mozambique</td> <td>None</td> <td>None</td> </tr> <tr> <td>Zimbabwe</td> <td>None</td> <td>None</td> </tr> <tr> <td>None</td> <td>None</td> <td>None</td> </tr> </tbody> </table>	Country	Households	Individuals	Mozambique	None	None	Zimbabwe	None	None	None	None	None
Country	Households	Individuals														
Mozambique	None	None														
Zimbabwe	None	None														
None	None	None														

VULNERABILITIES			
Number of pregnant women:	43	Number of persons with chronic diseases / serious medical conditions:	35
Number of breastfeeding mothers:	96	Number of separated children:	0
Number of persons with physical disabilities:	26	Number of orphaned children:	73
Number of persons with mental disabilities:	0	Number of child-headed households:	1
		Number of single-female-headed households:	75
		Number of single-male-headed households:	23

SHELTER		WASH	
Percentage of households living outside:	75%	Main source of drinking water:	Tube well/Borehole
Percentage of households living in tents:	0%	Percentage of IDPs who have enough drinking water:	100%
Percentage of households living in permanent shelters:	25%	Percentage of IDPs who have access to functioning bathing/shower facilities:	0%
Top one NFI need not accessible to IDPs:	Closed containers to transport and /or store water	Percentage of IDPs living in areas where open defecation is visible:	0%
Top two NFI need not accessible to IDPs:	Mosquito nets	Percentage of IDPs living in areas where garbage is visible:	50%
Top three NFI need not accessible to IDPs:	Items for sleeping (mats, blankets,...)	Primary type of sanitation facilities:	Pit latrine without slab / open pit

FOOD		HEALTH	
Percentage of Households who had less than 3 meals per day in the past week:	75%	Distance from the nearest health facility:	More than 30 minutes
How people get access to the market?	Walking	Main reason preventing IDPs from accessing healthcare services:	No medicines available in healthcare center
Can people buy what they need at the market?	Not most people	Female healthcare workers available at the health facility:	Yes
Reason why most people cannot buy what they need at the market:	Do not have enough money/Prices are too high		

EDUCATION		PROTECTION	
Percentage of IDP children(3 - 5 years old) attending school:	75%	Is there security provided?	Yes
Percentage of IDP children(6 - 12 years old) attending school:	75%	Is there a threat of eviction?	No
Percentage of IDP children(13 - 17years old) attending school:	75%	Is there adequate lighting in the majority of communal points?	50%

RETURN	
What is preventing the largest IDP group from returning home?	House damaged/destroyed

Survey Date: Wednesday, April 3, 2019

Site Location: 34.9327, -16.4596

Site Information			
Site ID:	Ch_030	Site type:	School
Date site opened:	3/9/2019	Is there a Site Management Committee at the site?	None
Expected period of displacement:	More than 3 months	Is the Site Management Committee made up of community members?	None
District (site Location):	Chikwawa	What type of organization is managing the site?	None
Is the site easily accessible?	Yes	Is there a Site Management Agency at the site?	No
Is the site safe and secure?	Yes	Is there a service provider contact list?	None
Traditional Area (site location):	Ta Ngabu		

262

Households

507

Individuals

Age Range	Male	Female	% Male	% Female
< 1	20	31	4%	6%
1 -- 5	30	51	6%	10%
6 -- 12	26	20	5%	4%
13 -- 17	28	32	6%	6%
18 -- 59	77	85	15%	17%
60 ++	45	62	9%	12%
<b>Total</b>	<b>226</b>	<b>281</b>	<b>45%</b>	<b>55%</b>

NEEDS		FOREIGNERS														
First most urgent need:	<b>Food</b>	Foreigners among the IDPs in Site:	<b>None</b>													
Second most urgent need:	<b>Shelter</b>	Households:	<b>None</b>													
Third most urgent need:	<b>Kitchen items</b>	Individuals:	<b>None</b>													
				<table border="1"> <thead> <tr> <th>Country</th> <th>Households</th> <th>Individuals</th> </tr> </thead> <tbody> <tr> <td>Mozambique</td> <td>None</td> <td>None</td> </tr> <tr> <td>Zimbabwe</td> <td>None</td> <td>None</td> </tr> <tr> <td>None</td> <td>None</td> <td>None</td> </tr> </tbody> </table>	Country	Households	Individuals	Mozambique	None	None	Zimbabwe	None	None	None	None	None
Country	Households	Individuals														
Mozambique	None	None														
Zimbabwe	None	None														
None	None	None														

VULNERABILITIES			
Number of pregnant women:	30	Number of persons with chronic diseases / serious medical conditions:	13
Number of breastfeeding mothers:	51	Number of separated children:	0
Number of persons with physical disabilities:	6	Number of orphaned children:	33
Number of persons with mental disabilities:	3	Number of child-headed households:	0
		Number of single-female-headed households:	20
		Number of single-male-headed households:	7

SHELTER		WASH	
Percentage of households living outside:	25%	Main source of drinking water:	Tube well/Borehole
Percentage of households living in tents:	0%	Percentage of IDPs who have enough drinking water:	100%
Percentage of households living in permanent shelters:	75%	Percentage of IDPs who have access to functioning bathing/shower facilities:	100%
Top one NFI need not accessible to IDPs:	Hygiene products (for personal hygiene)	Percentage of IDPs living in areas where open defecation is visible:	0%
Top two NFI need not accessible to IDPs:	Mosquito nets	Percentage of IDPs living in areas where garbage is visible:	0%
Top three NFI need not accessible to IDPs:	Soap/detergent for washing clothes	Primary type of sanitation facilities:	Pit latrine without slab / open pit

FOOD		HEALTH	
Percentage of Households who had less than 3 meals per day in the past week:	100%	Distance from the nearest health facility:	More than 30 minutes
How people get access to the market?	Walking	Main reason preventing IDPs from accessing healthcare services:	No medicines available in healthcare center
Can people buy what they need at the market?	No	Female healthcare workers available at the health facility:	Yes
Reason why most people cannot buy what they need at the market:	Do not have enough money/Prices are too high		

EDUCATION		PROTECTION	
Percentage of IDP children(3 - 5 years old) attending school:	100%	Is there security provided?	Yes
Percentage of IDP children(6 - 12 years old) attending school:	100%	Is there a threat of eviction?	Yes
Percentage of IDP children(13 - 17years old) attending school:	100%	Is there adequate lighting in the majority of communal points?	0%

RETURN	
What is preventing the largest IDP group from returning home?	House damaged/destroyed

Survey Date: Wednesday, April 3, 2019

Site Location: 34.7203, -16.9597

Site Information			
Site ID:	Ch_028	Site type:	School
Date site opened:	3/8/2019	Is there a Site Management Committee at the site?	None
Expected period of displacement:	Between 1 and 3 months	Is the Site Management Committee made up of community members?	None
District (site Location):	Chikwawa	What type of organization is managing the site?	None
Is the site easily accessible?	Yes	Is there a Site Management Agency at the site?	No
Is the site safe and secure?	Yes	Is there a service provider contact list?	None
Traditional Area (site location):	Ta Kasisi		

**365**

Households

**1,236**

Individuals

Age Range	Male	Female	% Male	% Female
< 1	16	32	1%	3%
1 -- 5	61	70	5%	6%
6 -- 12	25	32	2%	3%
13 -- 17	21	39	2%	3%
18 -- 59	400	482	32%	39%
60 ++	8	50	1%	4%
<b>Total</b>	<b>531</b>	<b>705</b>	<b>43%</b>	<b>57%</b>

NEEDS		FOREIGNERS														
First most urgent need:	Food	Foreigners among the IDPs in Site:	None													
Second most urgent need:	Shelter	Households:	None													
Third most urgent need:	Clothes	Individuals:	None													
				<table border="1"> <thead> <tr> <th>Country</th> <th>Households</th> <th>Individuals</th> </tr> </thead> <tbody> <tr> <td>Mozambique</td> <td>None</td> <td>None</td> </tr> <tr> <td>Zimbabwe</td> <td>None</td> <td>None</td> </tr> <tr> <td>None</td> <td>None</td> <td>None</td> </tr> </tbody> </table>	Country	Households	Individuals	Mozambique	None	None	Zimbabwe	None	None	None	None	None
Country	Households	Individuals														
Mozambique	None	None														
Zimbabwe	None	None														
None	None	None														

VULNERABILITIES			
Number of pregnant women:	27	Number of persons with chronic diseases / serious medical conditions:	26
Number of breastfeeding mothers:	36	Number of separated children:	0
Number of persons with physical disabilities:	20	Number of orphaned children:	28
Number of persons with mental disabilities:	0	Number of child-headed households:	0
		Number of single-female-headed households:	24
		Number of single-male-headed households:	17

SHELTER		WASH	
Percentage of households living outside:	0%	Main source of drinking water:	Tube well/Borehole
Percentage of households living in tents:	75%	Percentage of IDPs who have enough drinking water:	100%
Percentage of households living in permanent shelters:	25%	Percentage of IDPs who have access to functioning bathing/shower facilities:	25%
Top one NFI need not accessible to IDPs:	Cooking items (pots/pans)	Percentage of IDPs living in areas where open defecation is visible:	25%
Top two NFI need not accessible to IDPs:	Soap/detergent for washing clothes	Percentage of IDPs living in areas where garbage is visible:	0%
Top three NFI need not accessible to IDPs:	Items for sleeping (mats, blankets,...)	Primary type of sanitation facilities:	Pit latrine without slab / open pit

FOOD		HEALTH	
Percentage of Households who had less than 3 meals per day in the past week:	75%	Distance from the nearest health facility:	More than 30 minutes
How people get access to the market?	Walking	Main reason preventing IDPs from accessing healthcare services:	Nothing is preventing people
Can people buy what they need at the market?	Not most people	Female healthcare workers available at the health facility:	Yes
Reason why most people cannot buy what they need at the market:	Do not have enough money/Prices are too high		

EDUCATION		PROTECTION	
Percentage of IDP children(3 - 5 years old) attending school:	0%	Is there security provided?	Yes
Percentage of IDP children(6 - 12 years old) attending school:	100%	Is there a threat of eviction?	No
Percentage of IDP children(13 - 17years old) attending school:	100%	Is there adequate lighting in the majority of communal points?	0%

RETURN	
What is preventing the largest IDP group from returning home?	House damaged/destroyed

Survey Date: Thursday, April 4, 2019

Site Location: 34.869, -16.2674

Site Information			
Site ID:	Ch_005	Site type:	Church
Date site opened:	3/5/2019	Is there a Site Management Committee at the site?	None
Expected period of displacement:	More than 3 months	Is the Site Management Committee made up of community members?	None
District (site Location):	Chikwawa	What type of organization is managing the site?	None
Is the site easily accessible?	Yes	Is there a Site Management Agency at the site?	Yes
Is the site safe and secure?	Yes	Is there a service provider contact list?	None
Traditional Area (site location):	Ta Lundu		

**300**

Households

**1,255**

Individuals

Age Range	Male	Female	% Male	% Female
< 1	41	57	3%	5%
1 -- 5	25	38	2%	3%
6 -- 12	122	320	10%	25%
13 -- 17	16	50	1%	4%
18 -- 59	70	476	6%	38%
60 ++	10	30	1%	2%
<b>Total</b>	<b>284</b>	<b>971</b>	<b>23%</b>	<b>77%</b>

NEEDS		FOREIGNERS														
First most urgent need:	Food	Foreigners among the IDPs in Site:	None													
Second most urgent need:	Blankets	Households:	None													
Third most urgent need:	Kitchen items	Individuals:	None													
				<table border="1"> <thead> <tr> <th>Country</th> <th>Households</th> <th>Individuals</th> </tr> </thead> <tbody> <tr> <td>Mozambique</td> <td>None</td> <td>None</td> </tr> <tr> <td>Zimbabwe</td> <td>None</td> <td>None</td> </tr> <tr> <td>None</td> <td>None</td> <td>None</td> </tr> </tbody> </table>	Country	Households	Individuals	Mozambique	None	None	Zimbabwe	None	None	None	None	None
Country	Households	Individuals														
Mozambique	None	None														
Zimbabwe	None	None														
None	None	None														

VULNERABILITIES			
Number of pregnant women:	34	Number of persons with chronic diseases / serious medical conditions:	92
Number of breastfeeding mothers:	98	Number of separated children:	0
Number of persons with physical disabilities:	40	Number of orphaned children:	48
Number of persons with mental disabilities:	0	Number of child-headed households:	2
		Number of single-female-headed households:	22
		Number of single-male-headed households:	4

SHELTER		WASH	
Percentage of households living outside:	0%	Main source of drinking water:	Public tap/Standpipe
Percentage of households living in tents:	0%	Percentage of IDPs who have enough drinking water:	75%
Percentage of households living in permanent shelters:	100%	Percentage of IDPs who have access to functioning bathing/shower facilities:	75%
Top one NFI need not accessible to IDPs:	Mosquito nets	Percentage of IDPs living in areas where open defecation is visible:	0%
Top two NFI need not accessible to IDPs:	Items for sleeping (mats, blankets,...)	Percentage of IDPs living in areas where garbage is visible:	0%
Top three NFI need not accessible to IDPs:	Cooking items (pots/pans)	Primary type of sanitation facilities:	Pit latrine without slab / open pit

FOOD		HEALTH	
Percentage of Households who had less than 3 meals per day in the past week:	75%	Distance from the nearest health facility:	Up to 30 minutes
How people get access to the market?	Walking	Main reason preventing IDPs from accessing healthcare services:	No medicines available in healthcare center
Can people buy what they need at the market?	Not most people	Female healthcare workers available at the health facility:	Yes
Reason why most people cannot buy what they need at the market:	Do not have enough money/Prices are too high		

EDUCATION		PROTECTION	
Percentage of IDP children(3 - 5 years old) attending school:	0%	Is there security provided?	Yes
Percentage of IDP children(6 - 12 years old) attending school:	75%	Is there a threat of eviction?	No
Percentage of IDP children(13 - 17years old) attending school:	50%	Is there adequate lighting in the majority of communal points?	100%

RETURN	
What is preventing the largest IDP group from returning home?	House damaged/destroyed

Survey Date: Thursday, April 4, 2019

Site Location: 34.8512, -16.1588

Site Information			
Site ID:	Ch_011	Site type:	Church
Date site opened:	3/9/2019	Is there a Site Management Committee at the site?	None
Expected period of displacement:	Between 1 and 3 months	Is the Site Management Committee made up of community members?	None
District (site Location):	Chikwawa	What type of organization is managing the site?	None
Is the site easily accessible?	Yes	Is there a Site Management Agency at the site?	Yes
Is the site safe and secure?	Yes	Is there a service provider contact list?	None
Traditional Area (site location):	Ta Maseya		

## 48

Households

## 141

Individuals

Age Range	Male	Female	% Male	% Female
< 1	2	4	1%	3%
1 -- 5	12	6	9%	4%
6 -- 12	9	14	6%	10%
13 -- 17	12	13	9%	9%
18 -- 59	33	23	23%	16%
60 ++	7	6	5%	4%
<b>Total</b>	<b>75</b>	<b>66</b>	<b>53%</b>	<b>47%</b>

NEEDS		FOREIGNERS														
First most urgent need:	Kitchen items	Foreigners among the IDPs in Site:	None													
Second most urgent need:	Shelter	Households:	None													
Third most urgent need:	Blankets	Individuals:	None													
				<table border="1"> <thead> <tr> <th>Country</th> <th>Households</th> <th>Individuals</th> </tr> </thead> <tbody> <tr> <td>Mozambique</td> <td>None</td> <td>None</td> </tr> <tr> <td>Zimbabwe</td> <td>None</td> <td>None</td> </tr> <tr> <td>None</td> <td>None</td> <td>None</td> </tr> </tbody> </table>	Country	Households	Individuals	Mozambique	None	None	Zimbabwe	None	None	None	None	None
Country	Households	Individuals														
Mozambique	None	None														
Zimbabwe	None	None														
None	None	None														

VULNERABILITIES			
Number of pregnant women:	3	Number of persons with chronic diseases / serious medical conditions:	9
Number of breastfeeding mothers:	9	Number of separated children:	0
Number of persons with physical disabilities:	3	Number of orphaned children:	2
Number of persons with mental disabilities:	1	Number of child-headed households:	0
		Number of single-female-headed households:	7
		Number of single-male-headed households:	10

SHELTER		WASH	
Percentage of households living outside:	0%	Main source of drinking water:	Public tap/Standpipe
Percentage of households living in tents:	0%	Percentage of IDPs who have enough drinking water:	100%
Percentage of households living in permanent shelters:	100%	Percentage of IDPs who have access to functioning bathing/shower facilities:	25%
Top one NFI need not accessible to IDPs:	Items for sleeping (mats, blankets,...)	Percentage of IDPs living in areas where open defecation is visible:	0%
Top two NFI need not accessible to IDPs:	Cooking items (pots/pans)	Percentage of IDPs living in areas where garbage is visible:	0%
Top three NFI need not accessible to IDPs:	Soap/detergent for washing clothes	Primary type of sanitation facilities:	Pit latrine without slab / open pit

FOOD		HEALTH	
Percentage of Households who had less than 3 meals per day in the past week:	25%	Distance from the nearest health facility:	Up to 30 minutes
How people get access to the market?	Walking	Main reason preventing IDPs from accessing healthcare services:	Nothing is preventing people
Can people buy what they need at the market?	Not most people	Female healthcare workers available at the health facility:	Yes
Reason why most people cannot buy what they need at the market:	Do not have enough money/Prices are too high		

EDUCATION		PROTECTION	
Percentage of IDP children(3 - 5 years old) attending school:	0%	Is there security provided?	Yes
Percentage of IDP children(6 - 12 years old) attending school:	75%	Is there a threat of eviction?	No
Percentage of IDP children(13 - 17years old) attending school:	50%	Is there adequate lighting in the majority of communal points?	0%

RETURN	
What is preventing the largest IDP group from returning home?	House damaged/destroyed

Survey Date: Thursday, April 4, 2019

Site Location: 34.8656, -16.2645

Site Information			
Site ID:	Ch_007	Site type:	Church
Date site opened:	3/10/2019	Is there a Site Management Committee at the site?	None
Expected period of displacement:	Between 2 and 1 month	Is the Site Management Committee made up of community members?	None
District (site Location):	Chikwawa	What type of organization is managing the site?	None
Is the site easily accessible?	Yes	Is there a Site Management Agency at the site?	Yes
Is the site safe and secure?	Yes	Is there a service provider contact list?	None
Traditional Area (site location):	Ta Lundu		

### 254

Households

### 979

Individuals

Age Range	Male	Female	% Male	% Female
< 1	10	13	1%	1%
1 -- 5	85	86	9%	9%
6 -- 12	154	133	16%	14%
13 -- 17	93	87	9%	9%
18 -- 59	71	167	7%	17%
60 ++	71	9	7%	1%
<b>Total</b>	<b>484</b>	<b>495</b>	<b>49%</b>	<b>51%</b>

NEEDS		FOREIGNERS														
First most urgent need:	Food	Foreigners among the IDPs in Site:	None													
Second most urgent need:	Shelter	Households:	None													
Third most urgent need:	Kitchen items	Individuals:	None													
				<table border="1"> <thead> <tr> <th>Country</th> <th>Households</th> <th>Individuals</th> </tr> </thead> <tbody> <tr> <td>Mozambique</td> <td>None</td> <td>None</td> </tr> <tr> <td>Zimbabwe</td> <td>None</td> <td>None</td> </tr> <tr> <td>None</td> <td>None</td> <td>None</td> </tr> </tbody> </table>	Country	Households	Individuals	Mozambique	None	None	Zimbabwe	None	None	None	None	None
Country	Households	Individuals														
Mozambique	None	None														
Zimbabwe	None	None														
None	None	None														

VULNERABILITIES			
Number of pregnant women:	16	Number of persons with chronic diseases / serious medical conditions:	0
Number of breastfeeding mothers:	35	Number of separated children:	0
Number of persons with physical disabilities:	9	Number of orphaned children:	2
Number of persons with mental disabilities:	0	Number of child-headed households:	2
		Number of single-female-headed households:	98
		Number of single-male-headed households:	10

SHELTER		WASH	
Percentage of households living outside:	0%	Main source of drinking water:	Piped water to neighbor
Percentage of households living in tents:	0%	Percentage of IDPs who have enough drinking water:	25%
Percentage of households living in permanent shelters:	100%	Percentage of IDPs who have access to functioning bathing/shower facilities:	75%
Top one NFI need not accessible to IDPs:	Soap/detergent for washing clothes	Percentage of IDPs living in areas where open defecation is visible:	0%
Top two NFI need not accessible to IDPs:	Mosquito nets	Percentage of IDPs living in areas where garbage is visible:	0%
Top three NFI need not accessible to IDPs:	Items for sleeping (mats, blankets,...)	Primary type of sanitation facilities:	Pit latrine without slab / open pit

FOOD		HEALTH	
Percentage of Households who had less than 3 meals per day in the past week:	25%	Distance from the nearest health facility:	Up to 30 minutes
How people get access to the market?	Walking	Main reason preventing IDPs from accessing healthcare services:	Nothing is preventing people
Can people buy what they need at the market?	Not most people	Female healthcare workers available at the health facility:	Yes
Reason why most people cannot buy what they need at the market:	Do not have enough money/Prices are too high		

EDUCATION		PROTECTION	
Percentage of IDP children(3 - 5 years old) attending school:	0%	Is there security provided?	Yes
Percentage of IDP children(6 - 12 years old) attending school:	100%	Is there a threat of eviction?	No
Percentage of IDP children(13 - 17years old) attending school:	100%	Is there adequate lighting in the majority of communal points?	0%

RETURN	
What is preventing the largest IDP group from returning home?	House damaged/destroyed

Survey Date: Thursday, April 4, 2019

Site Location: 34.85, -15.6265

Site Information			
Site ID:	Ch_010	Site type:	Church
Date site opened:	3/8/2019	Is there a Site Management Committee at the site?	None
Expected period of displacement:	More than 3 months	Is the Site Management Committee made up of community members?	None
District (site Location):	Chikwawa	What type of organization is managing the site?	None
Is the site easily accessible?	Yes	Is there a Site Management Agency at the site?	No
Is the site safe and secure?	Yes	Is there a service provider contact list?	None
Traditional Area (site location):	Ta Lundu		

**120**

Households

**718**

Individuals

Age Range	Male	Female	% Male	% Female
< 1	40	20	6%	3%
1 -- 5	20	30	3%	4%
6 -- 12	70	52	10%	7%
13 -- 17	30	41	4%	6%
18 -- 59	100	284	14%	40%
60 ++	11	20	2%	3%
<b>Total</b>	<b>271</b>	<b>447</b>	<b>38%</b>	<b>62%</b>

NEEDS		FOREIGNERS														
First most urgent need:	Food	Foreigners among the IDPs in Site:	None													
Second most urgent need:	Shelter	Households	None													
Third most urgent need:	Seeds	Individuals	None													
				<table border="1"> <thead> <tr> <th>Country</th> <th>Households</th> <th>Individuals</th> </tr> </thead> <tbody> <tr> <td>Mozambique</td> <td>None</td> <td>None</td> </tr> <tr> <td>Zimbabwe</td> <td>None</td> <td>None</td> </tr> <tr> <td>None</td> <td>None</td> <td>None</td> </tr> </tbody> </table>	Country	Households	Individuals	Mozambique	None	None	Zimbabwe	None	None	None	None	None
Country	Households	Individuals														
Mozambique	None	None														
Zimbabwe	None	None														
None	None	None														

VULNERABILITIES			
Number of pregnant women:	10	Number of persons with chronic diseases / serious medical conditions:	0
Number of breastfeeding mothers:	48	Number of separated children:	30
Number of persons with physical disabilities:	11	Number of orphaned children:	37
Number of persons with mental disabilities:	0	Number of child-headed households:	2
		Number of single-female-headed households:	98
		Number of single-male-headed households:	8

SHELTER		WASH	
Percentage of households living outside:	75%	Main source of drinking water:	Unprotected dug well
Percentage of households living in tents:	0%	Percentage of IDPs who have enough drinking water:	25%
Percentage of households living in permanent shelters:	25%	Percentage of IDPs who have access to functioning bathing/shower facilities:	25%
Top one NFI need not accessible to IDPs:	Cooking items (pots/pans)	Percentage of IDPs living in areas where open defecation is visible:	50%
Top two NFI need not accessible to IDPs:	Hygiene products (for personal hygiene)	Percentage of IDPs living in areas where garbage is visible:	75%
Top three NFI need not accessible to IDPs:	Items for sleeping (mats, blankets,...)	Primary type of sanitation facilities:	Pit latrine without slab / open pit

FOOD		HEALTH	
Percentage of Households who had less than 3 meals per day in the past week:	50%	Distance from the nearest health facility:	More than 30 minutes
How people get access to the market?	Walking	Main reason preventing IDPs from accessing healthcare services:	No medicines available in healthcare center
Can people buy what they need at the market?	Not most people	Female healthcare workers available at the health facility:	Yes
Reason why most people cannot buy what they need at the market:	Do not have enough money/Prices are too high		

EDUCATION		PROTECTION	
Percentage of IDP children(3 - 5 years old) attending school:	50%	Is there security provided?	Yes
Percentage of IDP children(6 - 12 years old) attending school:	100%	Is there a threat of eviction?	No
Percentage of IDP children(13 - 17years old) attending school:	75%	Is there adequate lighting in the majority of communal points?	100%

RETURN	
What is preventing the largest IDP group from returning home?	House damaged/destroyed



Survey Date: Thursday, April 4, 2019

Site Location: 34.9257, -16.2463

Site Information			
Site ID:	Ch_008	Site type:	Under 5 clinic
Date site opened:	3/7/2019	Is there a Site Management Committee at the site?	None
Expected period of displacement:	Between 1 and 3 months	Is the Site Management Committee made up of community members?	None
District (site Location):	Chikwawa	What type of organization is managing the site?	None
Is the site easily accessible?	Yes	Is there a Site Management Agency at the site?	No
Is the site safe and secure?	Yes	Is there a service provider contact list?	None
Traditional Area (site location):	Ta Lundu		

554

Households

1,916

Individuals

Age Range	Male	Female	% Male	% Female
< 1	19	40	1%	2%
1 -- 5	186	266	10%	14%
6 -- 12	174	312	9%	16%
13 -- 17	174	86	9%	4%
18 -- 59	343	211	18%	11%
60 ++	33	72	2%	4%
<b>Total</b>	<b>929</b>	<b>987</b>	<b>48%</b>	<b>52%</b>

NEEDS	FOREIGNERS												
First most urgent need: <b>Food</b>	Foreigners among the IDPs in Site: <b>None</b>												
Second most urgent need: <b>Shelter</b>	Households: <b>None</b>												
Third most urgent need: <b>Seeds</b>	Individuals: <b>None</b>												
	<table border="1" style="width: 100%; font-size: x-small;"> <thead> <tr> <th>Country</th> <th>Households</th> <th>Individuals</th> </tr> </thead> <tbody> <tr> <td>Mozambique</td> <td>None</td> <td>None</td> </tr> <tr> <td>Zimbabwe</td> <td>None</td> <td>None</td> </tr> <tr> <td>None</td> <td>None</td> <td>None</td> </tr> </tbody> </table>	Country	Households	Individuals	Mozambique	None	None	Zimbabwe	None	None	None	None	None
Country	Households	Individuals											
Mozambique	None	None											
Zimbabwe	None	None											
None	None	None											

VULNERABILITIES			
Number of pregnant women:	38	Number of persons with chronic diseases / serious medical conditions:	1
Number of breastfeeding mothers:	144	Number of separated children:	0
Number of persons with physical disabilities:	14	Number of orphaned children:	0
Number of persons with mental disabilities:	4	Number of single-female-headed households:	211
		Number of child-headed households:	0
		Number of single-male-headed households:	7
		Number of elderly persons:	105

SHELTER	WASH												
Percentage of households living outside:	75%												
Percentage of households living in tents:	0%												
Percentage of households living in permanent shelters:	25%												
Top one NFI need not accessible to IDPs:	<b>Shoes and clothes</b>												
Top two NFI need not accessible to IDPs:	<b>Mosquito nets</b>												
Top three NFI need not accessible to IDPs:	<b>Items for sleeping (mats, blankets,...)</b>												
	<table border="1" style="width: 100%; font-size: x-small;"> <thead> <tr> <th>Main source of drinking water:</th> <th>Public tap/Standpipe</th> </tr> </thead> <tbody> <tr> <td>Percentage of IDPs who have enough drinking water:</td> <td style="text-align: center;">100%</td> </tr> <tr> <td>Percentage of IDPs who have access to functioning bathing/shower facilities:</td> <td style="text-align: center;">25%</td> </tr> <tr> <td>Percentage of IDPs living in areas where open defecation is visible:</td> <td style="text-align: center;">0%</td> </tr> <tr> <td>Percentage of IDPs living in areas where garbage is visible:</td> <td style="text-align: center;">50%</td> </tr> <tr> <td>Primary type of sanitation facilities:</td> <td style="text-align: center;">Pit latrine with slab</td> </tr> </tbody> </table>	Main source of drinking water:	Public tap/Standpipe	Percentage of IDPs who have enough drinking water:	100%	Percentage of IDPs who have access to functioning bathing/shower facilities:	25%	Percentage of IDPs living in areas where open defecation is visible:	0%	Percentage of IDPs living in areas where garbage is visible:	50%	Primary type of sanitation facilities:	Pit latrine with slab
Main source of drinking water:	Public tap/Standpipe												
Percentage of IDPs who have enough drinking water:	100%												
Percentage of IDPs who have access to functioning bathing/shower facilities:	25%												
Percentage of IDPs living in areas where open defecation is visible:	0%												
Percentage of IDPs living in areas where garbage is visible:	50%												
Primary type of sanitation facilities:	Pit latrine with slab												

FOOD	HEALTH						
Percentage of Households who had less than 3 meals per day in the past week:	50%						
How people get access to the market?	<b>Walking</b>						
Can people buy what they need at the market?	<b>No</b>						
Reason why most people cannot buy what they need at the market:	<b>Do not have enough money/Prices are too high</b>						
	<table border="1" style="width: 100%; font-size: x-small;"> <thead> <tr> <th>Distance from the nearest health facility:</th> <th>More than 30 minutes</th> </tr> </thead> <tbody> <tr> <td>Main reason preventing IDPs from accessing healthcare services:</td> <td style="text-align: center;"><b>No medicines available in healthcare center</b></td> </tr> <tr> <td>Female healthcare workers available at the health facility:</td> <td style="text-align: center;"><b>Yes</b></td> </tr> </tbody> </table>	Distance from the nearest health facility:	More than 30 minutes	Main reason preventing IDPs from accessing healthcare services:	<b>No medicines available in healthcare center</b>	Female healthcare workers available at the health facility:	<b>Yes</b>
Distance from the nearest health facility:	More than 30 minutes						
Main reason preventing IDPs from accessing healthcare services:	<b>No medicines available in healthcare center</b>						
Female healthcare workers available at the health facility:	<b>Yes</b>						

EDUCATION	PROTECTION						
Percentage of IDP children(3 - 5 years old) attending school:	0%						
Percentage of IDP children(6 - 12 years old) attending school:	50%						
Percentage of IDP children(13 - 17years old) attending school:	75%						
	<table border="1" style="width: 100%; font-size: x-small;"> <tbody> <tr> <td>Is there security provided?</td> <td style="text-align: center;"><b>Yes</b></td> </tr> <tr> <td>Is there a threat of eviction?</td> <td style="text-align: center;"><b>Yes</b></td> </tr> <tr> <td>Is there adequate lighting in the majority of communal points?</td> <td style="text-align: center;"><b>100%</b></td> </tr> </tbody> </table>	Is there security provided?	<b>Yes</b>	Is there a threat of eviction?	<b>Yes</b>	Is there adequate lighting in the majority of communal points?	<b>100%</b>
Is there security provided?	<b>Yes</b>						
Is there a threat of eviction?	<b>Yes</b>						
Is there adequate lighting in the majority of communal points?	<b>100%</b>						

RETURN	
What is preventing the largest IDP group from returning home?	<b>House damaged/destroyed</b>

Survey Date: Thursday, April 4, 2019

Site Location: 34.9263, -16.2464

Site Information			
Site ID:	Ch_004	Site type:	Unfinished hall
Date site opened:	3/7/2019	Is there a Site Management Committee at the site?	None
Expected period of displacement:	More than 3 months	Is the Site Management Committee made up of community members?	None
District (site Location):	Chikwawa	What type of organization is managing the site?	None
Is the site easily accessible?	Yes	Is there a Site Management Agency at the site?	No
Is the site safe and secure?	Yes	Is there a service provider contact list?	None
Traditional Area (site location):	Ta Lundu		

## 122

Households

## 561

Individuals

Age Range	Male	Female	% Male	% Female
< 1	17	22	3%	4%
1 -- 5	17	26	3%	5%
6 -- 12	41	6	7%	1%
13 -- 17	60	70	11%	12%
18 -- 59	108	171	19%	30%
60 ++	8	15	1%	3%
<b>Total</b>	<b>251</b>	<b>310</b>	<b>45%</b>	<b>55%</b>

NEEDS		FOREIGNERS														
First most urgent need:	Shelter	Foreigners among the IDPs in Site:	None													
Second most urgent need:	Seeds	Households:	None													
Third most urgent need:	Kitchen items	Individuals:	None													
				<table border="1"> <thead> <tr> <th>Country</th> <th>Households</th> <th>Individuals</th> </tr> </thead> <tbody> <tr> <td>Mozambique</td> <td>None</td> <td>None</td> </tr> <tr> <td>Zimbabwe</td> <td>None</td> <td>None</td> </tr> <tr> <td>None</td> <td>None</td> <td>None</td> </tr> </tbody> </table>	Country	Households	Individuals	Mozambique	None	None	Zimbabwe	None	None	None	None	None
Country	Households	Individuals														
Mozambique	None	None														
Zimbabwe	None	None														
None	None	None														

VULNERABILITIES			
Number of pregnant women:	5	Number of persons with chronic diseases / serious medical conditions:	19
Number of breastfeeding mothers:	36	Number of separated children:	0
Number of persons with physical disabilities:	2	Number of orphaned children:	10
Number of persons with mental disabilities:	2	Number of child-headed households:	0
		Number of single-female-headed households:	22
		Number of single-male-headed households:	1
		Number of elderly persons:	2

SHELTER		WASH	
Percentage of households living outside:	50%	Main source of drinking water:	Piped water to yard/Plot
Percentage of households living in tents:	0%	Percentage of IDPs who have enough drinking water:	75%
Percentage of households living in permanent shelters:	50%	Percentage of IDPs who have access to functioning bathing/shower facilities:	50%
Top one NFI need not accessible to IDPs:	Closed containers to transport and /or store water	Percentage of IDPs living in areas where open defecation is visible:	0%
Top two NFI need not accessible to IDPs:	Mosquito nets	Percentage of IDPs living in areas where garbage is visible:	0%
Top three NFI need not accessible to IDPs:	Items for sleeping (mats, blankets,...)	Primary type of sanitation facilities:	Pit latrine without slab / open pit

FOOD		HEALTH	
Percentage of Households who had less than 3 meals per day in the past week:	75%	Distance from the nearest health facility:	More than 30 minutes
How people get access to the market?	Walking	Main reason preventing IDPs from accessing healthcare services:	No medicines available in healthcare center
Can people buy what they need at the market?	No	Female healthcare workers available at the health facility:	Yes
Reason why most people cannot buy what they need at the market:	Do not have enough money/Prices are too high		

EDUCATION		PROTECTION	
Percentage of IDP children(3 - 5 years old) attending school:	25%	Is there security provided?	Yes
Percentage of IDP children(6 - 12 years old) attending school:	50%	Is there a threat of eviction?	No
Percentage of IDP children(13 - 17years old) attending school:	25%	Is there adequate lighting in the majority of communal points?	0%

RETURN	
What is preventing the largest IDP group from returning home?	House damaged/destroyed

Survey Date: Thursday, April 4, 2019

Site Location: 34.9254, -16.2424

Site Information			
Site ID:	Ch_009	Site type:	Church
Date site opened:	3/7/2019	Is there a Site Management Committee at the site?	None
Expected period of displacement:	Between 1 and 3 months	Is the Site Management Committee made up of community members?	None
District (site Location):	Chikwawa	What type of organization is managing the site?	None
Is the site easily accessible?	Yes	Is there a Site Management Agency at the site?	No
Is the site safe and secure?	Yes	Is there a service provider contact list?	None
Traditional Area (site location):	Ta Lundu		

## 227

Households

## 536

Individuals

Age Range	Male	Female	% Male	% Female
< 1	20	14	4%	3%
1 -- 5	29	44	5%	8%
6 -- 12	43	55	8%	10%
13 -- 17	87	63	16%	12%
18 -- 59	79	87	15%	16%
60 ++	3	12	1%	2%
<b>Total</b>	<b>261</b>	<b>275</b>	<b>49%</b>	<b>51%</b>

NEEDS		FOREIGNERS														
First most urgent need:	Cooking utensils	Foreigners among the IDPs in Site:	None													
Second most urgent need:	Clothes	Households	None													
Third most urgent need:	Toilet	Individuals	None													
				<table border="1"> <thead> <tr> <th>Country</th> <th>Households</th> <th>Individuals</th> </tr> </thead> <tbody> <tr> <td>Mozambique</td> <td>None</td> <td>None</td> </tr> <tr> <td>Zimbabwe</td> <td>None</td> <td>None</td> </tr> <tr> <td>None</td> <td>None</td> <td>None</td> </tr> </tbody> </table>	Country	Households	Individuals	Mozambique	None	None	Zimbabwe	None	None	None	None	None
Country	Households	Individuals														
Mozambique	None	None														
Zimbabwe	None	None														
None	None	None														

VULNERABILITIES			
Number of pregnant women:	36	Number of persons with chronic diseases / serious medical conditions:	14
Number of breastfeeding mothers:	41	Number of child-headed households:	0
Number of persons with physical disabilities:	1	Number of elderly persons:	13
Number of persons with mental disabilities:	0	Number of separated children:	0
		Number of orphaned children:	0
		Number of single-female-headed households:	34
		Number of single-male-headed households:	5

SHELTER		WASH	
Percentage of households living outside:	75%	Main source of drinking water:	Public tap/Standpipe
Percentage of households living in tents:	0%	Percentage of IDPs who have enough drinking water:	100%
Percentage of households living in permanent shelters:	25%	Percentage of IDPs who have access to functioning bathing/shower facilities:	100%
Top one NFI need not accessible to IDPs:	Cooking items (pots/pans)	Percentage of IDPs living in areas where open defecation is visible:	0%
Top two NFI need not accessible to IDPs:	Mosquito nets	Percentage of IDPs living in areas where garbage is visible:	0%
Top three NFI need not accessible to IDPs:	Soap/detergent for washing clothes	Primary type of sanitation facilities:	Pit latrine without slab / open pit

FOOD		HEALTH	
Percentage of Households who had less than 3 meals per day in the past week:	75%	Distance from the nearest health facility:	More than 30 minutes
How people get access to the market?	Walking	Main reason preventing IDPs from accessing healthcare services:	Cost/Money
Can people buy what they need at the market?	Not most people	Female healthcare workers available at the health facility:	Yes
Reason why most people cannot buy what they need at the market:	Do not have enough money/Prices are too high		

EDUCATION		PROTECTION	
Percentage of IDP children(3 - 5 years old) attending school:	0%	Is there security provided?	No
Percentage of IDP children(6 - 12 years old) attending school:	0%	Is there a threat of eviction?	Yes
Percentage of IDP children(13 - 17years old) attending school:	0%	Is there adequate lighting in the majority of communal points?	25%

RETURN	
What is preventing the largest IDP group from returning home?	House damaged/destroyed

Survey Date: Thursday, April 4, 2019

Site Location: 34.9158, -16.2044

Site Information			
Site ID:	Ch_006	Site type:	Community Center
Date site opened:	3/7/2019	Is there a Site Management Committee at the site?	None
Expected period of displacement:	More than 3 months	Is the Site Management Committee made up of community members?	None
District (site Location):	Chikwawa	What type of organization is managing the site?	None
Is the site easily accessible?	Yes	Is there a Site Management Agency at the site?	Yes
Is the site safe and secure?	Yes	Is there a service provider contact list?	None
Traditional Area (site location):	Ta Lundu		

## 317

Households

## 1,025

Individuals

Age Range	Male	Female	% Male	% Female
< 1	20	10	2%	1%
1 -- 5	91	105	9%	10%
6 -- 12	125	96	12%	9%
13 -- 17	47	50	5%	5%
18 -- 59	225	224	22%	22%
60 ++	11	21	1%	2%
<b>Total</b>	<b>519</b>	<b>506</b>	<b>51%</b>	<b>49%</b>

NEEDS		FOREIGNERS														
First most urgent need:	Food	Foreigners among the IDPs in Site:	None													
Second most urgent need:	Kitchen utensils	Households	None													
Third most urgent need:	Seeds	Individuals	None													
				<table border="1"> <thead> <tr> <th>Country</th> <th>Households</th> <th>Individuals</th> </tr> </thead> <tbody> <tr> <td>Mozambique</td> <td>None</td> <td>None</td> </tr> <tr> <td>Zimbabwe</td> <td>None</td> <td>None</td> </tr> <tr> <td>None</td> <td>None</td> <td>None</td> </tr> </tbody> </table>	Country	Households	Individuals	Mozambique	None	None	Zimbabwe	None	None	None	None	None
Country	Households	Individuals														
Mozambique	None	None														
Zimbabwe	None	None														
None	None	None														

VULNERABILITIES			
Number of pregnant women:	11	Number of persons with chronic diseases / serious medical conditions:	33
Number of breastfeeding mothers:	36	Number of separated children:	0
Number of persons with physical disabilities:	11	Number of orphaned children:	12
Number of persons with mental disabilities:	3	Number of child-headed households:	1
		Number of single-female-headed households:	44
		Number of single-male-headed households:	9

SHELTER		WASH	
Percentage of households living outside:	0%	Main source of drinking water:	Protected dug well
Percentage of households living in tents:	100%	Percentage of IDPs who have enough drinking water:	50%
Percentage of households living in permanent shelters:	0%	Percentage of IDPs who have access to functioning bathing/shower facilities:	50%
Top one NFI need not accessible to IDPs:	Cooking items (pots/pans)	Percentage of IDPs living in areas where open defecation is visible:	25%
Top two NFI need not accessible to IDPs:	Soap/detergent for washing clothes	Percentage of IDPs living in areas where garbage is visible:	75%
Top three NFI need not accessible to IDPs:	Items for sleeping (mats, blankets,...)	Primary type of sanitation facilities:	Pit latrine without slab / open pit

FOOD		HEALTH	
Percentage of Households who had less than 3 meals per day in the past week:	25%	Distance from the nearest health facility:	More than 30 minutes
How people get access to the market?	Walking	Main reason preventing IDPs from accessing healthcare services:	There are no reachable health services
Can people buy what they need at the market?	Not most people	Female healthcare workers available at the health facility:	Yes
Reason why most people cannot buy what they need at the market:	Do not have enough money/Prices are too high		

EDUCATION		PROTECTION	
Percentage of IDP children(3 - 5 years old) attending school:	50%	Is there security provided?	Yes
Percentage of IDP children(6 - 12 years old) attending school:	25%	Is there a threat of eviction?	No
Percentage of IDP children(13 - 17years old) attending school:	50%	Is there adequate lighting in the majority of communal points?	25%

RETURN	
What is preventing the largest IDP group from returning home?	House damaged/destroyed

Survey Date: Thursday, April 4, 2019

Site Location: 34.9271, -16.2418

Site Information			
Site ID:	Ch_003	Site type:	Church
Date site opened:	3/7/2019	Is there a Site Management Committee at the site?	None
Expected period of displacement:	More than 3 months	Is the Site Management Committee made up of community members?	None
District (site Location):	Chikwawa	What type of organization is managing the site?	None
Is the site easily accessible?	Yes	Is there a Site Management Agency at the site?	No
Is the site safe and secure?	Yes	Is there a service provider contact list?	None
Traditional Area (site location):	Ta Lundu		

## 487

Households

## 2,363

Individuals

Age Range	Male	Female	% Male	% Female
< 1	33	40	1%	2%
1 -- 5	63	80	3%	3%
6 -- 12	300	350	13%	15%
13 -- 17	345	665	15%	28%
18 -- 59	164	295	7%	12%
60 ++	18	10	1%	0%
<b>Total</b>	<b>923</b>	<b>1440</b>	<b>39%</b>	<b>61%</b>

NEEDS		FOREIGNERS														
First most urgent need:	Food	Foreigners among the IDPs in Site:	None													
Second most urgent need:	Rooms for accomodation	Households:	None													
Third most urgent need:	Water for domestic use	Individuals:	None													
				<table border="1"> <thead> <tr> <th>Country</th> <th>Households</th> <th>Individuals</th> </tr> </thead> <tbody> <tr> <td>Mozambique</td> <td>None</td> <td>None</td> </tr> <tr> <td>Zimbabwe</td> <td>None</td> <td>None</td> </tr> <tr> <td>None</td> <td>None</td> <td>None</td> </tr> </tbody> </table>	Country	Households	Individuals	Mozambique	None	None	Zimbabwe	None	None	None	None	None
Country	Households	Individuals														
Mozambique	None	None														
Zimbabwe	None	None														
None	None	None														

VULNERABILITIES			
Number of pregnant women:	27	Number of persons with chronic diseases / serious medical conditions:	4
Number of breastfeeding mothers:	73	Number of separated children:	0
Number of persons with physical disabilities:	13	Number of orphaned children:	13
Number of persons with mental disabilities:	2	Number of child-headed households:	0
		Number of single-female-headed households:	0
		Number of single-male-headed households:	0
		Number of elderly persons:	2

SHELTER		WASH	
Percentage of households living outside:	25%	Main source of drinking water:	Tube well/Borehole
Percentage of households living in tents:	50%	Percentage of IDPs who have enough drinking water:	50%
Percentage of households living in permanent shelters:	25%	Percentage of IDPs who have access to functioning bathing/shower facilities:	0%
Top one NFI need not accessible to IDPs:	Cooking items (pots/pans)	Percentage of IDPs living in areas where open defecation is visible:	0%
Top two NFI need not accessible to IDPs:	Mosquito nets	Percentage of IDPs living in areas where garbage is visible:	0%
Top three NFI need not accessible to IDPs:	Items for sleeping (mats, blankets,...)	Primary type of sanitation facilities:	Pit latrine without slab / open pit

FOOD		HEALTH	
Percentage of Households who had less than 3 meals per day in the past week:	75%	Distance from the nearest health facility:	More than 30 minutes
How people get access to the market?	Walking	Main reason preventing IDPs from accessing healthcare services:	Nothing is preventing people
Can people buy what they need at the market?	Not most people	Female healthcare workers available at the health facility:	Yes
Reason why most people cannot buy what they need at the market:	Do not have enough money/Prices are too high		

EDUCATION		PROTECTION	
Percentage of IDP children(3 - 5 years old) attending school:	50%	Is there security provided?	Yes
Percentage of IDP children(6 - 12 years old) attending school:	25%	Is there a threat of eviction?	No
Percentage of IDP children(13 - 17years old) attending school:	50%	Is there adequate lighting in the majority of communal points?	0%

RETURN	
What is preventing the largest IDP group from returning home?	House damaged/destroyed

Survey Date: Thursday, April 4, 2019

Site Location: 34.9134, -16.2349

Site Information			
Site ID:	Ch_001	Site type:	School
Date site opened:	3/7/2019	Is there a Site Management Committee at the site?	None
Expected period of displacement:	More than 3 months	Is the Site Management Committee made up of community members?	None
District (site Location):	Chikwawa	What type of organization is managing the site?	None
Is the site easily accessible?	Yes	Is there a Site Management Agency at the site?	Yes
Is the site safe and secure?	Yes	Is there a service provider contact list?	None
Traditional Area (site location):	Ta Lundu		

## 917

Households

## 4,141

Individuals

Age Range	Male	Female	% Male	% Female
< 1	170	119	4%	3%
1 -- 5	250	279	6%	7%
6 -- 12	70	45	2%	1%
13 -- 17	632	776	15%	19%
18 -- 59	510	1148	12%	28%
60 ++	52	90	1%	2%
<b>Total</b>	<b>1684</b>	<b>2457</b>	<b>41%</b>	<b>59%</b>

NEEDS		FOREIGNERS														
First most urgent need:	Food	Foreigners among the IDPs in Site:	None													
Second most urgent need:	Sleeping materials	Households:	None													
Third most urgent need:	Kitchen items	Individuals:	None													
				<table border="1"> <thead> <tr> <th>Country</th> <th>Households</th> <th>Individuals</th> </tr> </thead> <tbody> <tr> <td>Mozambique</td> <td>None</td> <td>None</td> </tr> <tr> <td>Zimbabwe</td> <td>None</td> <td>None</td> </tr> <tr> <td>None</td> <td>None</td> <td>None</td> </tr> </tbody> </table>	Country	Households	Individuals	Mozambique	None	None	Zimbabwe	None	None	None	None	None
Country	Households	Individuals														
Mozambique	None	None														
Zimbabwe	None	None														
None	None	None														

VULNERABILITIES			
Number of pregnant women:	82	Number of persons with chronic diseases / serious medical conditions:	28
Number of breastfeeding mothers:	295	Number of separated children:	0
Number of persons with physical disabilities:	45	Number of orphaned children:	0
Number of persons with mental disabilities:	1	Number of child-headed households:	2
		Number of single-female-headed households:	118
		Number of single-male-headed households:	30

SHELTER		WASH	
Percentage of households living outside:	25%	Main source of drinking water:	Public tap/Standpipe
Percentage of households living in tents:	75%	Percentage of IDPs who have enough drinking water:	50%
Percentage of households living in permanent shelters:	0%	Percentage of IDPs who have access to functioning bathing/shower facilities:	0%
Top one NFI need not accessible to IDPs:	Cooking items (pots/pans)	Percentage of IDPs living in areas where open defecation is visible:	0%
Top two NFI need not accessible to IDPs:	Mosquito nets	Percentage of IDPs living in areas where garbage is visible:	0%
Top three NFI need not accessible to IDPs:	Items for sleeping (mats, blankets,...)	Primary type of sanitation facilities:	Pit latrine without slab / open pit

FOOD		HEALTH	
Percentage of Households who had less than 3 meals per day in the past week:	0%	Distance from the nearest health facility:	More than 30 minutes
How people get access to the market?	Walking	Main reason preventing IDPs from accessing healthcare services:	Cost/Money
Can people buy what they need at the market?	No	Female healthcare workers available at the health facility:	Yes
Reason why most people cannot buy what they need at the market:	Do not have enough money/Prices are too high		

EDUCATION		PROTECTION	
Percentage of IDP children(3 - 5 years old) attending school:	25%	Is there security provided?	Yes
Percentage of IDP children(6 - 12 years old) attending school:	75%	Is there a threat of eviction?	No
Percentage of IDP children(13 - 17years old) attending school:	75%	Is there adequate lighting in the majority of communal points?	25%

RETURN	
What is preventing the largest IDP group from returning home?	House damaged/destroyed

Survey Date: Thursday, April 4, 2019

Site Location: 34.8362, -16.098

Site Information			
Site ID:	Ch_013	Site type:	School
Date site opened:	3/7/2019	Is there a Site Management Committee at the site?	None
Expected period of displacement:	Between 1 and 3 months	Is the Site Management Committee made up of community members?	None
District (site Location):	Chikwawa	What type of organization is managing the site?	None
Is the site easily accessible?	Yes	Is there a Site Management Agency at the site?	No
Is the site safe and secure?	Yes	Is there a service provider contact list?	None
Traditional Area (site location):	Ta Maseya		

## 36

Households

## 292

Individuals

Age Range	Male	Female	% Male	% Female
< 1	7	17	2%	6%
1 -- 5	12	17	4%	6%
6 -- 12	46	41	16%	14%
13 -- 17	21	20	7%	7%
18 -- 59	46	51	16%	17%
60 ++	8	6	3%	2%
<b>Total</b>	<b>140</b>	<b>152</b>	<b>48%</b>	<b>52%</b>

NEEDS		FOREIGNERS														
First most urgent need:	Food	Foreigners among the IDPs in Site:	None													
Second most urgent need:	Shelter	Households:	None													
Third most urgent need:	Kitchen items	Individuals:	None													
				<table border="1"> <thead> <tr> <th>Country</th> <th>Households</th> <th>Individuals</th> </tr> </thead> <tbody> <tr> <td>Mozambique</td> <td>None</td> <td>None</td> </tr> <tr> <td>Zimbabwe</td> <td>None</td> <td>None</td> </tr> <tr> <td>None</td> <td>None</td> <td>None</td> </tr> </tbody> </table>	Country	Households	Individuals	Mozambique	None	None	Zimbabwe	None	None	None	None	None
Country	Households	Individuals														
Mozambique	None	None														
Zimbabwe	None	None														
None	None	None														

VULNERABILITIES			
Number of pregnant women:	4	Number of persons with chronic diseases / serious medical conditions:	1
Number of breastfeeding mothers:	22	Number of child-headed households:	1
Number of persons with physical disabilities:	3	Number of elderly persons:	0
Number of persons with mental disabilities:	1	Number of separated children:	0
		Number of orphaned children:	1
		Number of single-female-headed households:	6
		Number of single-male-headed households:	2

SHELTER		WASH	
Percentage of households living outside:	0%	Main source of drinking water:	Tube well/Borehole
Percentage of households living in tents:	0%	Percentage of IDPs who have enough drinking water:	100%
Percentage of households living in permanent shelters:	100%	Percentage of IDPs who have access to functioning bathing/shower facilities:	25%
Top one NFI need not accessible to IDPs:	Items for sleeping (mats, blankets,...)	Percentage of IDPs living in areas where open defecation is visible:	100%
Top two NFI need not accessible to IDPs:	Mosquito nets	Percentage of IDPs living in areas where garbage is visible:	0%
Top three NFI need not accessible to IDPs:	Cooking items (pots/pans)	Primary type of sanitation facilities:	Pit latrine without slab / open pit

FOOD		HEALTH	
Percentage of Households who had less than 3 meals per day in the past week:	25%	Distance from the nearest health facility:	More than 30 minutes
How people get access to the market?	Walking	Main reason preventing IDPs from accessing healthcare services:	No medicines available in healthcare center
Can people buy what they need at the market?	Not most people	Female healthcare workers available at the health facility:	Yes
Reason why most people cannot buy what they need at the market:	Do not have enough money/Prices are too high		

EDUCATION		PROTECTION	
Percentage of IDP children(3 - 5 years old) attending school:	25%	Is there security provided?	Yes
Percentage of IDP children(6 - 12 years old) attending school:	100%	Is there a threat of eviction?	Yes
Percentage of IDP children(13 - 17years old) attending school:	100%	Is there adequate lighting in the majority of communal points?	0%

RETURN	
What is preventing the largest IDP group from returning home?	House damaged/destroyed

Survey Date: Thursday, April 4, 2019

Site Location: 34.8317, -16.0242

Site Information			
Site ID:	Ch_021	Site type:	Community Center
Date site opened:	3/8/2019	Is there a Site Management Committee at the site?	None
Expected period of displacement:	More than 3 months	Is the Site Management Committee made up of community members?	None
District (site Location):	Chikwawa	What type of organization is managing the site?	None
Is the site easily accessible?	Yes	Is there a Site Management Agency at the site?	Yes
Is the site safe and secure?	Yes	Is there a service provider contact list?	None
Traditional Area (site location):	Ta Maseya		

190

Households

964

Individuals

Age Range	Male	Female	% Male	% Female
< 1	16	21	2%	2%
1 -- 5	18	29	2%	3%
6 -- 12	33	51	3%	5%
13 -- 17	60	72	6%	7%
18 -- 59	242	388	25%	40%
60 ++	15	19	2%	2%
<b>Total</b>	<b>384</b>	<b>580</b>	<b>40%</b>	<b>60%</b>

NEEDS		FOREIGNERS														
First most urgent need:	Shelter	Foreigners among the IDPs in Site:	None													
Second most urgent need:	Farm inputs	Households	None													
Third most urgent need:	Food	Individuals	None													
				<table border="1"> <thead> <tr> <th>Country</th> <th>Households</th> <th>Individuals</th> </tr> </thead> <tbody> <tr> <td>Mozambique</td> <td>None</td> <td>None</td> </tr> <tr> <td>Zimbabwe</td> <td>None</td> <td>None</td> </tr> <tr> <td>None</td> <td>None</td> <td>None</td> </tr> </tbody> </table>	Country	Households	Individuals	Mozambique	None	None	Zimbabwe	None	None	None	None	None
Country	Households	Individuals														
Mozambique	None	None														
Zimbabwe	None	None														
None	None	None														

VULNERABILITIES			
Number of pregnant women:	15	Number of persons with chronic diseases / serious medical conditions:	12
Number of breastfeeding mothers:	27	Number of separated children:	0
Number of persons with physical disabilities:	9	Number of orphaned children:	10
Number of persons with mental disabilities:	0	Number of child-headed households:	6
		Number of single-female-headed households:	32
		Number of single-male-headed households:	20

SHELTER		WASH	
Percentage of households living outside:	0%	Main source of drinking water:	Tube well/Borehole
Percentage of households living in tents:	0%	Percentage of IDPs who have enough drinking water:	100%
Percentage of households living in permanent shelters:	100%	Percentage of IDPs who have access to functioning bathing/shower facilities:	100%
Top one NFI need not accessible to IDPs:	Soap/detergent for washing clothes	Percentage of IDPs living in areas where open defecation is visible:	100%
Top two NFI need not accessible to IDPs:	Cooking items (pots/pans)	Percentage of IDPs living in areas where garbage is visible:	0%
Top three NFI need not accessible to IDPs:	Items for sleeping (mats, blankets,...)	Primary type of sanitation facilities:	Pit latrine with slab

FOOD		HEALTH	
Percentage of Households who had less than 3 meals per day in the past week:	75%	Distance from the nearest health facility:	More than 30 minutes
How people get access to the market?	Walking	Main reason preventing IDPs from accessing healthcare services:	No medicines available in healthcare center
Can people buy what they need at the market?	Not most people	Female healthcare workers available at the health facility:	Yes
Reason why most people cannot buy what they need at the market:	Do not have enough money/Prices are too high		

EDUCATION		PROTECTION	
Percentage of IDP children(3 - 5 years old) attending school:	0%	Is there security provided?	Yes
Percentage of IDP children(6 - 12 years old) attending school:	100%	Is there a threat of eviction?	No
Percentage of IDP children(13 - 17years old) attending school:	100%	Is there adequate lighting in the majority of communal points?	0%

RETURN	
What is preventing the largest IDP group from returning home?	House damaged/destroyed



Survey Date: Thursday, April 4, 2019

Site Location: 34.8511, -16.1537

Site Information			
Site ID:	Ch_015	Site type:	School
Date site opened:	3/8/2019	Is there a Site Management Committee at the site?	None
Expected period of displacement:	More than 3 months	Is the Site Management Committee made up of community members?	None
District (site Location):	Chikwawa	What type of organization is managing the site?	None
Is the site easily accessible?	Yes	Is there a Site Management Agency at the site?	No
Is the site safe and secure?	Yes	Is there a service provider contact list?	None
Traditional Area (site location):	Ta Maseya		

**66**

Households

**322**

Individuals

Age Range	Male	Female	% Male	% Female
< 1	3	5	1%	2%
1 -- 5	2	11	1%	3%
6 -- 12	12	29	4%	9%
13 -- 17	23	33	7%	10%
18 -- 59	58	107	18%	33%
60 ++	34	5	11%	2%
<b>Total</b>	<b>132</b>	<b>190</b>	<b>41%</b>	<b>59%</b>

NEEDS		FOREIGNERS														
First most urgent need:	Food	Foreigners among the IDPs in Site:	None													
Second most urgent need:	Shelter	Households:	None													
Third most urgent need:	Kitchen items	Individuals:	None													
				<table border="1"> <thead> <tr> <th>Country</th> <th>Households</th> <th>Individuals</th> </tr> </thead> <tbody> <tr> <td>Mozambique</td> <td>None</td> <td>None</td> </tr> <tr> <td>Zimbabwe</td> <td>None</td> <td>None</td> </tr> <tr> <td>None</td> <td>None</td> <td>None</td> </tr> </tbody> </table>	Country	Households	Individuals	Mozambique	None	None	Zimbabwe	None	None	None	None	None
Country	Households	Individuals														
Mozambique	None	None														
Zimbabwe	None	None														
None	None	None														

VULNERABILITIES			
Number of pregnant women:	8	Number of persons with chronic diseases / serious medical conditions:	3
Number of breastfeeding mothers:	21	Number of child-headed households:	0
Number of persons with physical disabilities:	3	Number of elderly persons:	5
Number of persons with mental disabilities:	1	Number of separated children:	0
		Number of orphaned children:	5
		Number of single-female-headed households:	24
		Number of single-male-headed households:	0

SHELTER		WASH	
Percentage of households living outside:	0%	Main source of drinking water:	Tube well/Borehole
Percentage of households living in tents:	0%	Percentage of IDPs who have enough drinking water:	100%
Percentage of households living in permanent shelters:	100%	Percentage of IDPs who have access to functioning bathing/shower facilities:	25%
Top one NFI need not accessible to IDPs:	Cooking items (pots/pans)	Percentage of IDPs living in areas where open defecation is visible:	25%
Top two NFI need not accessible to IDPs:	Soap/detergent for washing clothes	Percentage of IDPs living in areas where garbage is visible:	0%
Top three NFI need not accessible to IDPs:	Items for sleeping (mats, blankets,...)	Primary type of sanitation facilities:	Pit latrine without slab / open pit

FOOD		HEALTH	
Percentage of Households who had less than 3 meals per day in the past week:	25%	Distance from the nearest health facility:	Up to 30 minutes
How people get access to the market?	Walking	Main reason preventing IDPs from accessing healthcare services:	No medicines available in healthcare center
Can people buy what they need at the market?	No	Female healthcare workers available at the health facility:	Yes
Reason why most people cannot buy what they need at the market:	Do not have enough money/Prices are too high		

EDUCATION		PROTECTION	
Percentage of IDP children(3 - 5 years old) attending school:	0%	Is there security provided?	Yes
Percentage of IDP children(6 - 12 years old) attending school:	100%	Is there a threat of eviction?	Yes
Percentage of IDP children(13 - 17years old) attending school:	100%	Is there adequate lighting in the majority of communal points?	0%

RETURN	
What is preventing the largest IDP group from returning home?	House damaged/destroyed

Survey Date: Thursday, April 4, 2019

Site Location: 34.8337, -16.0924

Site Information			
Site ID:	Ch_012	Site type:	Church
Date site opened:	3/8/2019	Is there a Site Management Committee at the site?	None
Expected period of displacement:	Between 1 and 3 months	Is the Site Management Committee made up of community members?	None
District (site Location):	Chikwawa	What type of organization is managing the site?	None
Is the site easily accessible?	Yes	Is there a Site Management Agency at the site?	Yes
Is the site safe and secure?	Yes	Is there a service provider contact list?	None
Traditional Area (site location):	Ta Lundu		

65

Households

265

Individuals

Age Range	Male	Female	% Male	% Female
< 1	12	18	5%	7%
1 -- 5	18	17	7%	6%
6 -- 12	16	21	6%	8%
13 -- 17	39	47	15%	18%
18 -- 59	26	42	10%	16%
60 ++	4	5	2%	2%
<b>Total</b>	<b>115</b>	<b>150</b>	<b>43%</b>	<b>57%</b>

NEEDS		FOREIGNERS														
First most urgent need:	Food	Foreigners among the IDPs in Site:	None													
Second most urgent need:	Shelter	Households	None													
Third most urgent need:	Beddings	Individuals	None													
				<table border="1"> <thead> <tr> <th>Country</th> <th>Households</th> <th>Individuals</th> </tr> </thead> <tbody> <tr> <td>Mozambique</td> <td>None</td> <td>None</td> </tr> <tr> <td>Zimbabwe</td> <td>None</td> <td>None</td> </tr> <tr> <td>None</td> <td>None</td> <td>None</td> </tr> </tbody> </table>	Country	Households	Individuals	Mozambique	None	None	Zimbabwe	None	None	None	None	None
Country	Households	Individuals														
Mozambique	None	None														
Zimbabwe	None	None														
None	None	None														

VULNERABILITIES			
Number of pregnant women:	2	Number of persons with chronic diseases / serious medical conditions:	10
Number of breastfeeding mothers:	45	Number of child-headed households:	0
Number of persons with physical disabilities:	18	Number of elderly persons:	9
Number of persons with mental disabilities:	0	Number of separated children:	0
		Number of orphaned children:	11
		Number of single-female-headed households:	6
		Number of single-male-headed households:	2

SHELTER		WASH	
Percentage of households living outside:	25%	Main source of drinking water:	Tube well/Borehole
Percentage of households living in tents:	0%	Percentage of IDPs who have enough drinking water:	100%
Percentage of households living in permanent shelters:	75%	Percentage of IDPs who have access to functioning bathing/shower facilities:	25%
Top one NFI need not accessible to IDPs:	Cooking items (pots/pans)	Percentage of IDPs living in areas where open defecation is visible:	0%
Top two NFI need not accessible to IDPs:	Mosquito nets	Percentage of IDPs living in areas where garbage is visible:	0%
Top three NFI need not accessible to IDPs:	Soap/detergent for washing clothes	Primary type of sanitation facilities:	Pit latrine without slab / open pit

FOOD		HEALTH	
Percentage of Households who had less than 3 meals per day in the past week:	50%	Distance from the nearest health facility:	More than 30 minutes
How people get access to the market?	Walking	Main reason preventing IDPs from accessing healthcare services:	Nothing is preventing people
Can people buy what they need at the market?	Not most people	Female healthcare workers available at the health facility:	Yes
Reason why most people cannot buy what they need at the market:	Do not have enough money/Prices are too high		

EDUCATION		PROTECTION	
Percentage of IDP children(3 - 5 years old) attending school:	0%	Is there security provided?	Yes
Percentage of IDP children(6 - 12 years old) attending school:	100%	Is there a threat of eviction?	No
Percentage of IDP children(13 - 17years old) attending school:	75%	Is there adequate lighting in the majority of communal points?	0%

RETURN	
What is preventing the largest IDP group from returning home?	House damaged/destroyed

Survey Date: Thursday, April 4, 2019

Site Location: 34.8174, -16.0208

Site Information			
Site ID:	Ch_016	Site type:	Community Center
Date site opened:	3/6/2019	Is there a Site Management Committee at the site?	None
Expected period of displacement:	Between 1 and 3 months	Is the Site Management Committee made up of community members?	None
District (site Location):	Chikwawa	What type of organization is managing the site?	None
Is the site easily accessible?	Yes	Is there a Site Management Agency at the site?	No
Is the site safe and secure?	Yes	Is there a service provider contact list?	None
Traditional Area (site location):	Ta Maseya		

128

Households

225

Individuals

Age Range	Male	Female	% Male	% Female
< 1	17	15	8%	7%
1 -- 5	6	19	3%	8%
6 -- 12	26	36	12%	16%
13 -- 17	15	21	7%	9%
18 -- 59	24	36	11%	16%
60 ++	3	7	1%	3%
<b>Total</b>	<b>91</b>	<b>134</b>	<b>40%</b>	<b>60%</b>

NEEDS		FOREIGNERS														
First most urgent need:	Shelter	Foreigners among the IDPs in Site:	None													
Second most urgent need:	Food	Households	None													
Third most urgent need:	Seed	Individuals	None													
				<table border="1" style="font-size: 8px;"> <thead> <tr> <th>Country</th> <th>Households</th> <th>Individuals</th> </tr> </thead> <tbody> <tr> <td>Mozambique</td> <td>None</td> <td>None</td> </tr> <tr> <td>Zimbabwe</td> <td>None</td> <td>None</td> </tr> <tr> <td>None</td> <td>None</td> <td>None</td> </tr> </tbody> </table>	Country	Households	Individuals	Mozambique	None	None	Zimbabwe	None	None	None	None	None
Country	Households	Individuals														
Mozambique	None	None														
Zimbabwe	None	None														
None	None	None														

VULNERABILITIES			
Number of pregnant women:	3	Number of persons with chronic diseases / serious medical conditions:	19
Number of breastfeeding mothers:	22	Number of separated children:	0
Number of persons with physical disabilities:	16	Number of orphaned children:	11
Number of persons with mental disabilities:	1	Number of child-headed households:	2
		Number of single-female-headed households:	10
		Number of single-male-headed households:	3

SHELTER		WASH	
Percentage of households living outside:	0%	Main source of drinking water:	Tube well/Borehole
Percentage of households living in tents:	0%	Percentage of IDPs who have enough drinking water:	100%
Percentage of households living in permanent shelters:	100%	Percentage of IDPs who have access to functioning bathing/shower facilities:	100%
Top one NFI need not accessible to IDPs:	Shoes and clothes	Percentage of IDPs living in areas where open defecation is visible:	0%
Top two NFI need not accessible to IDPs:	Soap/detergent for washing clothes	Percentage of IDPs living in areas where garbage is visible:	0%
Top three NFI need not accessible to IDPs:	Items for sleeping (mats, blankets,...)	Primary type of sanitation facilities:	Pit latrine without slab / open pit

FOOD		HEALTH	
Percentage of Households who had less than 3 meals per day in the past week:	75%	Distance from the nearest health facility:	More than 30 minutes
How people get access to the market?	Walking	Main reason preventing IDPs from accessing healthcare services:	No medicines available in healthcare center
Can people buy what they need at the market?	Not most people	Female healthcare workers available at the health facility:	Yes
Reason why most people cannot buy what they need at the market:	Do not have enough money/Prices are too high		

EDUCATION		PROTECTION	
Percentage of IDP children(3 - 5 years old) attending school:	100%	Is there security provided?	Yes
Percentage of IDP children(6 - 12 years old) attending school:	75%	Is there a threat of eviction?	No
Percentage of IDP children(13 - 17years old) attending school:	100%	Is there adequate lighting in the majority of communal points?	0%

RETURN	
What is preventing the largest IDP group from returning home?	House damaged/destroyed

Survey Date: Thursday, April 4, 2019

Site Location: 34.9129, -16.2582

Site Information			
Site ID:	Ch_014	Site type:	Church
Date site opened:	3/8/2019	Is there a Site Management Committee at the site?	None
Expected period of displacement:	More than 3 months	Is the Site Management Committee made up of community members?	None
District (site Location):	Chikwawa	What type of organization is managing the site?	None
Is the site easily accessible?	Yes	Is there a Site Management Agency at the site?	No
Is the site safe and secure?	Yes	Is there a service provider contact list?	None
Traditional Area (site location):	Ta Lundu		

**350**  
Households

**1,639**  
Individuals

Age Range	Male	Female	% Male	% Female
< 1	58	71	4%	4%
1 -- 5	96	130	6%	8%
6 -- 12	103	212	6%	13%
13 -- 17	77	86	5%	5%
18 -- 59	340	366	21%	22%
60 ++	40	60	2%	4%
<b>Total</b>	<b>714</b>	<b>925</b>	<b>44%</b>	<b>56%</b>

NEEDS		FOREIGNERS														
First most urgent need:	Food	Foreigners among the IDPs in Site:	None													
Second most urgent need:	Cooking items	Households:	None													
Third most urgent need:	Shelter	Individuals:	None													
				<table border="1"> <thead> <tr> <th>Country</th> <th>Households</th> <th>Individuals</th> </tr> </thead> <tbody> <tr> <td>Mozambique</td> <td>None</td> <td>None</td> </tr> <tr> <td>Zimbabwe</td> <td>None</td> <td>None</td> </tr> <tr> <td>None</td> <td>None</td> <td>None</td> </tr> </tbody> </table>	Country	Households	Individuals	Mozambique	None	None	Zimbabwe	None	None	None	None	None
Country	Households	Individuals														
Mozambique	None	None														
Zimbabwe	None	None														
None	None	None														

VULNERABILITIES			
Number of pregnant women:	11	Number of persons with chronic diseases / serious medical conditions:	4
Number of breastfeeding mothers:	43	Number of separated children:	0
Number of persons with physical disabilities:	10	Number of orphaned children:	40
Number of persons with mental disabilities:	1	Number of child-headed households:	0
		Number of single-female-headed households:	52
		Number of single-male-headed households:	14

SHELTER		WASH	
Percentage of households living outside:	75%	Main source of drinking water:	Unprotected dug well
Percentage of households living in tents:	0%	Percentage of IDPs who have enough drinking water:	50%
Percentage of households living in permanent shelters:	25%	Percentage of IDPs who have access to functioning bathing/shower facilities:	100%
Top one NFI need not accessible to IDPs:	Closed containers to transport and /or store water	Percentage of IDPs living in areas where open defecation is visible:	25%
Top two NFI need not accessible to IDPs:	Cooking items (pots/pans)	Percentage of IDPs living in areas where garbage is visible:	0%
Top three NFI need not accessible to IDPs:	Items for sleeping (mats, blankets,...)	Primary type of sanitation facilities:	Pit latrine without slab / open pit

FOOD		HEALTH	
Percentage of Households who had less than 3 meals per day in the past week:	25%	Distance from the nearest health facility:	More than 30 minutes
How people get access to the market?	Walking	Main reason preventing IDPs from accessing healthcare services:	There are no reachable health services
Can people buy what they need at the market?	Not most people	Female healthcare workers available at the health facility:	Yes
Reason why most people cannot buy what they need at the market:	Do not have enough money/Prices are too high		

EDUCATION		PROTECTION	
Percentage of IDP children(3 - 5 years old) attending school:	0%	Is there security provided?	Yes
Percentage of IDP children(6 - 12 years old) attending school:	25%	Is there a threat of eviction?	No
Percentage of IDP children(13 - 17years old) attending school:	25%	Is there adequate lighting in the majority of communal points?	0%

RETURN	
What is preventing the largest IDP group from returning home?	House damaged/destroyed

Survey Date: Monday, April 1, 2019

Site Location: 35.1255 , -17.33

Site Information			
Site ID:	Ns_011	Site type:	School
Date site opened:	3/10/2019	Is there a Site Management Committee at the site?	None
Expected period of displacement:	More than 3 months	Is the Site Management Committee made up of community members?	None
District (site Location):	Nsanje	What type of organization is managing the site?	None
Is the site easily accessible?	Yes	Is there a Site Management Agency at the site?	Yes
Is the site safe and secure?	Yes	Is there a service provider contact list?	None
Traditional Area (site location):	Ta Ndamera		

## 157

Households

## 974

Individuals

Age Range	Male	Female	% Male	% Female
< 1	23	15	2%	2%
1 -- 5	43	55	4%	6%
6 -- 12	81	93	8%	10%
13 -- 17	114	201	12%	21%
18 -- 59	148	190	15%	20%
60 ++	4	7	0%	1%
<b>Total</b>	<b>413</b>	<b>561</b>	<b>42%</b>	<b>58%</b>

NEEDS		FOREIGNERS														
First most urgent need:	Food	Foreigners among the IDPs in Site:	None													
Second most urgent need:	Kitchen utensils	Households	None													
Third most urgent need:	Blankets	Individuals	None													
				<table border="1"> <thead> <tr> <th>Country</th> <th>Households</th> <th>Individuals</th> </tr> </thead> <tbody> <tr> <td>Mozambique</td> <td>None</td> <td>None</td> </tr> <tr> <td>Zimbabwe</td> <td>None</td> <td>None</td> </tr> <tr> <td>None</td> <td>None</td> <td>None</td> </tr> </tbody> </table>	Country	Households	Individuals	Mozambique	None	None	Zimbabwe	None	None	None	None	None
Country	Households	Individuals														
Mozambique	None	None														
Zimbabwe	None	None														
None	None	None														

VULNERABILITIES			
Number of pregnant women:	38	Number of persons with chronic diseases / serious medical conditions:	0
Number of breastfeeding mothers:	85	Number of separated children:	0
Number of persons with physical disabilities:	7	Number of orphaned children:	0
Number of persons with mental disabilities:	0	Number of single-female-headed households:	0
		Number of single-male-headed households:	0
		Number of child-headed households:	0
		Number of elderly persons:	2

SHELTER		WASH	
Percentage of households living outside:	50%	Main source of drinking water:	Tube well/Borehole
Percentage of households living in tents:	25%	Percentage of IDPs who have enough drinking water:	75%
Percentage of households living in permanent shelters:	25%	Percentage of IDPs who have access to functioning bathing/shower facilities:	25%
Top one NFI need not accessible to IDPs:	Closed containers to transport and /or store water	Percentage of IDPs living in areas where open defecation is visible:	25%
Top two NFI need not accessible to IDPs:	Mosquito nets	Percentage of IDPs living in areas where garbage is visible:	25%
Top three NFI need not accessible to IDPs:	Shoes and clothes	Primary type of sanitation facilities:	Pit latrine with slab

FOOD		HEALTH	
Percentage of Households who had less than 3 meals per day in the past week:	25%	Distance from the nearest health facility:	More than 30 minutes
How people get access to the market?	Walking	Main reason preventing IDPs from accessing healthcare services:	Nothing is preventing people
Can people buy what they need at the market?	Not most people	Female healthcare workers available at the health facility:	Yes
Reason why most people cannot buy what they need at the market:	Do not have enough money/Prices are too high		

EDUCATION		PROTECTION	
Percentage of IDP children(3 - 5 years old) attending school:	0%	Is there security provided?	Yes
Percentage of IDP children(6 - 12 years old) attending school:	75%	Is there a threat of eviction?	No
Percentage of IDP children(13 - 17years old) attending school:	75%	Is there adequate lighting in the majority of communal points?	0%

RETURN	
What is preventing the largest IDP group from returning home?	Basic infrastructures damaged/flooded

Survey Date: Monday, April 1, 2019

Site Location: 35.135, -17.728

Site Information			
Site ID:	Ns_012	Site type:	School
Date site opened:	3/9/2019	Is there a Site Management Committee at the site?	None
Expected period of displacement:	More than 3 months	Is the Site Management Committee made up of community members?	None
District (site Location):	Nsanje	What type of organization is managing the site?	None
Is the site easily accessible?	Yes	Is there a Site Management Agency at the site?	Yes
Is the site safe and secure?	Yes	Is there a service provider contact list?	None
Traditional Area (site location):	Ta Ndamera		

**241**

Households

**1,325**

Individuals

Age Range	Male	Female	% Male	% Female
< 1	16	31	1%	2%
1 -- 5	102	214	8%	16%
6 -- 12	108	111	8%	8%
13 -- 17	91	83	7%	6%
18 -- 59	203	341	15%	26%
60 ++	15	10	1%	1%
<b>Total</b>	<b>535</b>	<b>790</b>	<b>40%</b>	<b>60%</b>

NEEDS		FOREIGNERS														
First most urgent need:	Food	Foreigners among the IDPs in Site:	None													
Second most urgent need:	Kitchen utensils	Households:	None													
Third most urgent need:	Beddings	Individuals:	None													
				<table border="1"> <thead> <tr> <th>Country</th> <th>Households</th> <th>Individuals</th> </tr> </thead> <tbody> <tr> <td>Mozambique</td> <td>None</td> <td>None</td> </tr> <tr> <td>Zimbabwe</td> <td>None</td> <td>None</td> </tr> <tr> <td>None</td> <td>None</td> <td>None</td> </tr> </tbody> </table>	Country	Households	Individuals	Mozambique	None	None	Zimbabwe	None	None	None	None	None
Country	Households	Individuals														
Mozambique	None	None														
Zimbabwe	None	None														
None	None	None														

VULNERABILITIES			
Number of pregnant women:	43	Number of persons with chronic diseases / serious medical conditions:	0
Number of breastfeeding mothers:	125	Number of separated children:	0
Number of persons with physical disabilities:	5	Number of orphaned children:	0
Number of persons with mental disabilities:	0	Number of single-female-headed households:	0
		Number of child-headed households:	0
		Number of elderly persons:	0
		Number of single-male-headed households:	0

SHELTER		WASH	
Percentage of households living outside:	0%	Main source of drinking water:	Tube well/Borehole
Percentage of households living in tents:	25%	Percentage of IDPs who have enough drinking water:	75%
Percentage of households living in permanent shelters:	0%	Percentage of IDPs who have access to functioning bathing/shower facilities:	50%
Top one NFI need not accessible to IDPs:	Closed containers to transport and /or store water	Percentage of IDPs living in areas where open defecation is visible:	25%
Top two NFI need not accessible to IDPs:	Items for sleeping (mats, blankets,..)	Percentage of IDPs living in areas where garbage is visible:	25%
Top three NFI need not accessible to IDPs:	Cooking items (pots/pans)	Primary type of sanitation facilities:	Pit latrine with slab

FOOD		HEALTH	
Percentage of Households who had less than 3 meals per day in the past week:	25%	Distance from the nearest health facility:	More than 30 minutes
How people get access to the market?	Walking	Main reason preventing IDPs from accessing healthcare services:	Nothing is preventing people
Can people buy what they need at the market?	Not most people	Female healthcare workers available at the health facility:	Yes
Reason why most people cannot buy what they need at the market:	Do not have enough money/Prices are too high		

EDUCATION		PROTECTION	
Percentage of IDP children(3 - 5 years old) attending school:	0%	Is there security provided?	Yes
Percentage of IDP children(6 - 12 years old) attending school:	75%	Is there a threat of eviction?	No
Percentage of IDP children(13 - 17years old) attending school:	75%	Is there adequate lighting in the majority of communal points?	0%

RETURN	
What is preventing the largest IDP group from returning home?	Basic infrastructures damaged/flooded

Survey Date: Monday, April 1, 2019

Site Location: 35.71, -16.3441

Site Information			
Site ID:	Ns_013	Site type:	Admarc
Date site opened:	3/7/2019	Is there a Site Management Committee at the site?	None
Expected period of displacement:	More than 3 months	Is the Site Management Committee made up of community members?	None
District (site Location):	Nsanje	What type of organization is managing the site?	None
Is the site easily accessible?	Yes	Is there a Site Management Agency at the site?	Yes
Is the site safe and secure?	Yes	Is there a service provider contact list?	None
Traditional Area (site location):	Sc Mbenje		

**599**

Households

**3,309**

Individuals

Age Range	Male	Female	% Male	% Female
< 1	30	58	1%	2%
1 -- 5	160	173	5%	5%
6 -- 12	431	519	13%	16%
13 -- 17	376	391	11%	12%
18 -- 59	482	591	15%	18%
60 ++	47	51	1%	2%
<b>Total</b>	<b>1526</b>	<b>1783</b>	<b>46%</b>	<b>54%</b>

NEEDS		FOREIGNERS														
First most urgent need:	Food	Foreigners among the IDPs in Site:	None													
Second most urgent need:	Kitchen utensils	Households	None													
Third most urgent need:	Blankets	Individuals	None													
				<table border="1"> <thead> <tr> <th>Country</th> <th>Households</th> <th>Individuals</th> </tr> </thead> <tbody> <tr> <td>Mozambique</td> <td>None</td> <td>None</td> </tr> <tr> <td>Zimbabwe</td> <td>None</td> <td>None</td> </tr> <tr> <td>None</td> <td>None</td> <td>None</td> </tr> </tbody> </table>	Country	Households	Individuals	Mozambique	None	None	Zimbabwe	None	None	None	None	None
Country	Households	Individuals														
Mozambique	None	None														
Zimbabwe	None	None														
None	None	None														

VULNERABILITIES			
Number of pregnant women:	88	Number of persons with chronic diseases / serious medical conditions:	20
Number of breastfeeding mothers:	276	Number of separated children:	0
Number of persons with physical disabilities:	6	Number of orphaned children:	0
Number of persons with mental disabilities:	1	Number of single-female-headed households:	0
		Number of single-male-headed households:	0

SHELTER		WASH	
Percentage of households living outside:	75%	Main source of drinking water:	Public tap/Standpipe
Percentage of households living in tents:	25%	Percentage of IDPs who have enough drinking water:	75%
Percentage of households living in permanent shelters:	0%	Percentage of IDPs who have access to functioning bathing/shower facilities:	0%
Top one NFI need not accessible to IDPs:	Soap/detergent for washing clothes	Percentage of IDPs living in areas where open defecation is visible:	50%
Top two NFI need not accessible to IDPs:	Mosquito nets	Percentage of IDPs living in areas where garbage is visible:	25%
Top three NFI need not accessible to IDPs:	Items for sleeping (mats, blankets,...)	Primary type of sanitation facilities:	Pit latrine without slab / open pit

FOOD		HEALTH	
Percentage of Households who had less than 3 meals per day in the past week:	25%	Distance from the nearest health facility:	Up to 30 minutes
How people get access to the market?	Walking	Main reason preventing IDPs from accessing healthcare services:	Cost/Money
Can people buy what they need at the market?	Not most people	Female healthcare workers available at the health facility:	Yes
Reason why most people cannot buy what they need at the market:	Do not have enough money/Prices are too high		

EDUCATION		PROTECTION	
Percentage of IDP children(3 - 5 years old) attending school:	75%	Is there security provided?	Yes
Percentage of IDP children(6 - 12 years old) attending school:	25%	Is there a threat of eviction?	No
Percentage of IDP children(13 - 17years old) attending school:	75%	Is there adequate lighting in the majority of communal points?	0%

RETURN	
What is preventing the largest IDP group from returning home?	Basic infrastructures damaged/flooded

Survey Date: Tuesday, April 2, 2019

Site Location: 35.1459, -16.4243

Site Information			
Site ID:	Ns_014	Site type:	Community Center
Date site opened:	3/9/2019	Is there a Site Management Committee at the site?	None
Expected period of displacement:	More than 3 months	Is the Site Management Committee made up of community members?	None
District (site Location):	Nsanje	What type of organization is managing the site?	None
Is the site easily accessible?	Yes	Is there a Site Management Agency at the site?	No
Is the site safe and secure?	Yes	Is there a service provider contact list?	None
Traditional Area (site location):	Ta Tengani		

76

Households

423

Individuals

Age Range	Male	Female	% Male	% Female
< 1	15	20	4%	5%
1 -- 5	29	31	7%	7%
6 -- 12	36	58	9%	14%
13 -- 17	51	54	12%	13%
18 -- 59	46	63	11%	15%
60 ++	7	13	2%	3%
<b>Total</b>	<b>184</b>	<b>239</b>	<b>43%</b>	<b>57%</b>

NEEDS		FOREIGNERS														
First most urgent need:	Food	Foreigners among the IDPs in Site:	None													
Second most urgent need:	Kitchen utensils	Households	None													
Third most urgent need:	Blankets	Individuals	None													
				<table border="1"> <thead> <tr> <th>Country</th> <th>Households</th> <th>Individuals</th> </tr> </thead> <tbody> <tr> <td>Mozambique</td> <td>None</td> <td>None</td> </tr> <tr> <td>Zimbabwe</td> <td>None</td> <td>None</td> </tr> <tr> <td>None</td> <td>None</td> <td>None</td> </tr> </tbody> </table>	Country	Households	Individuals	Mozambique	None	None	Zimbabwe	None	None	None	None	None
Country	Households	Individuals														
Mozambique	None	None														
Zimbabwe	None	None														
None	None	None														

VULNERABILITIES			
Number of pregnant women:	15	Number of persons with chronic diseases / serious medical conditions:	0
Number of breastfeeding mothers:	26	Number of separated children:	0
Number of persons with physical disabilities:	7	Number of orphaned children:	0
Number of persons with mental disabilities:	0	Number of single-female-headed households:	0
		Number of single-male-headed households:	0

SHELTER		WASH	
Percentage of households living outside:	50%	Main source of drinking water:	Tube well/Borehole
Percentage of households living in tents:	25%	Percentage of IDPs who have enough drinking water:	25%
Percentage of households living in permanent shelters:	25%	Percentage of IDPs who have access to functioning bathing/shower facilities:	25%
Top one NFI need not accessible to IDPs:	Shoes and clothes	Percentage of IDPs living in areas where open defecation is visible:	25%
Top two NFI need not accessible to IDPs:	Mosquito nets	Percentage of IDPs living in areas where garbage is visible:	25%
Top three NFI need not accessible to IDPs:	Soap/detergent for washing clothes	Primary type of sanitation facilities:	Pit latrine without slab / open pit

FOOD		HEALTH	
Percentage of Households who had less than 3 meals per day in the past week:	25%	Distance from the nearest health facility:	More than 30 minutes
How people get access to the market?	Walking	Main reason preventing IDPs from accessing healthcare services:	Nothing is preventing people
Can people buy what they need at the market?	Not most people	Female healthcare workers available at the health facility:	Yes
Reason why most people cannot buy what they need at the market:	Do not have enough money/Prices are too high		

EDUCATION		PROTECTION	
Percentage of IDP children(3 - 5 years old) attending school:	75%	Is there security provided?	Yes
Percentage of IDP children(6 - 12 years old) attending school:	75%	Is there a threat of eviction?	No
Percentage of IDP children(13 - 17years old) attending school:	75%	Is there adequate lighting in the majority of communal points?	0%

RETURN	
What is preventing the largest IDP group from returning home?	Basic infrastructures damaged/flooded



Survey Date: Tuesday, April 2, 2019

Site Location: 35.167 , -16.5327

Site Information			
Site ID:	Ns_015	Site type:	Pre identified
Date site opened:	3/9/2019	Is there a Site Management Committee at the site?	None
Expected period of displacement:	More than 3 months	Is the Site Management Committee made up of community members?	None
District (site Location):	Nsanje	What type of organization is managing the site?	None
Is the site easily accessible?	Yes	Is there a Site Management Agency at the site?	No
Is the site safe and secure?	Yes	Is there a service provider contact list?	None
Traditional Area (site location):	Ta Malemia		

## 615

Households

## 3,035

Individuals

Age Range	Male	Female	% Male	% Female
< 1	48	100	2%	3%
1 -- 5	315	294	10%	10%
6 -- 12	235	363	8%	12%
13 -- 17	344	480	11%	16%
18 -- 59	370	406	12%	13%
60 ++	24	56	1%	2%
<b>Total</b>	<b>1336</b>	<b>1699</b>	<b>44%</b>	<b>56%</b>

NEEDS		FOREIGNERS														
First most urgent need:	Food	Foreigners among the IDPs in Site:	None													
Second most urgent need:	Tents	Households	None													
Third most urgent need:	Kitchen utensils	Individuals	None													
				<table border="1"> <thead> <tr> <th>Country</th> <th>Households</th> <th>Individuals</th> </tr> </thead> <tbody> <tr> <td>Mozambique</td> <td>None</td> <td>None</td> </tr> <tr> <td>Zimbabwe</td> <td>None</td> <td>None</td> </tr> <tr> <td>None</td> <td>None</td> <td>None</td> </tr> </tbody> </table>	Country	Households	Individuals	Mozambique	None	None	Zimbabwe	None	None	None	None	None
Country	Households	Individuals														
Mozambique	None	None														
Zimbabwe	None	None														
None	None	None														

VULNERABILITIES			
Number of pregnant women:	71	Number of persons with chronic diseases / serious medical conditions:	0
Number of breastfeeding mothers:	248	Number of separated children:	0
Number of persons with physical disabilities:	30	Number of orphaned children:	0
Number of persons with mental disabilities:	0	Number of child-headed households:	0
		Number of single-female-headed households:	0
		Number of single-male-headed households:	0

SHELTER		WASH	
Percentage of households living outside:	25%	Main source of drinking water:	Tube well/Borehole
Percentage of households living in tents:	75%	Percentage of IDPs who have enough drinking water:	75%
Percentage of households living in permanent shelters:	0%	Percentage of IDPs who have access to functioning bathing/shower facilities:	25%
Top one NFI need not accessible to IDPs:	0	Percentage of IDPs living in areas where open defecation is visible:	25%
Top two NFI need not accessible to IDPs:	Mosquito nets	Percentage of IDPs living in areas where garbage is visible:	25%
Top three NFI need not accessible to IDPs:	Items for sleeping (mats, blankets,...)	Primary type of sanitation facilities:	Pit latrine with slab

FOOD		HEALTH	
Percentage of Households who had less than 3 meals per day in the past week:	50%	Distance from the nearest health facility:	Up to 30 minutes
How people get access to the market?	Walking	Main reason preventing IDPs from accessing healthcare services:	Nothing is preventing people
Can people buy what they need at the market?	Not most people	Female healthcare workers available at the health facility:	Yes
Reason why most people cannot buy what they need at the market:	Do not have enough money/Prices are too high		

EDUCATION		PROTECTION	
Percentage of IDP children(3 - 5 years old) attending school:	0%	Is there security provided?	Yes
Percentage of IDP children(6 - 12 years old) attending school:	75%	Is there a threat of eviction?	No
Percentage of IDP children(13 - 17years old) attending school:	75%	Is there adequate lighting in the majority of communal points?	0%

RETURN	
What is preventing the largest IDP group from returning home?	Basic infrastructures damaged/flooded

Survey Date: Tuesday, April 2, 2019

Site Location: 35.145, -16.4159

Site Information			
Site ID:	Ns_016	Site type:	Community Center
Date site opened:	3/9/2019	Is there a Site Management Committee at the site?	None
Expected period of displacement:	More than 3 months	Is the Site Management Committee made up of community members?	None
District (site Location):	Nsanje	What type of organization is managing the site?	None
Is the site easily accessible?	Yes	Is there a Site Management Agency at the site?	No
Is the site safe and secure?	Yes	Is there a service provider contact list?	None
Traditional Area (site location):	Ta Tengani		

89

Households

486

Individuals

Age Range	Male	Female	% Male	% Female
< 1	28	44	6%	9%
1 -- 5	32	47	7%	10%
6 -- 12	40	58	8%	12%
13 -- 17	38	56	8%	12%
18 -- 59	46	56	9%	12%
60 ++	13	28	3%	6%
<b>Total</b>	<b>197</b>	<b>289</b>	<b>41%</b>	<b>59%</b>

NEEDS		FOREIGNERS														
First most urgent need:	Food	Foreigners among the IDPs in Site:	None													
Second most urgent need:	Kitchen utensils	Households	None													
Third most urgent need:	Tents	Individuals	None													
				<table border="1"> <thead> <tr> <th>Country</th> <th>Households</th> <th>Individuals</th> </tr> </thead> <tbody> <tr> <td>Mozambique</td> <td>None</td> <td>None</td> </tr> <tr> <td>Zimbabwe</td> <td>None</td> <td>None</td> </tr> <tr> <td>None</td> <td>None</td> <td>None</td> </tr> </tbody> </table>	Country	Households	Individuals	Mozambique	None	None	Zimbabwe	None	None	None	None	None
Country	Households	Individuals														
Mozambique	None	None														
Zimbabwe	None	None														
None	None	None														

VULNERABILITIES			
Number of pregnant women:	17	Number of persons with chronic diseases / serious medical conditions:	0
Number of breastfeeding mothers:	97	Number of separated children:	0
Number of persons with physical disabilities:	10	Number of orphaned children:	0
Number of persons with mental disabilities:	0	Number of child-headed households:	0
		Number of single-female-headed households:	0
		Number of single-male-headed households:	0

SHELTER		WASH	
Percentage of households living outside:	50%	Main source of drinking water:	Tube well/Borehole
Percentage of households living in tents:	25%	Percentage of IDPs who have enough drinking water:	25%
Percentage of households living in permanent shelters:	25%	Percentage of IDPs who have access to functioning bathing/shower facilities:	25%
Top one NFI need not accessible to IDPs:	Shoes and clothes	Percentage of IDPs living in areas where open defecation is visible:	25%
Top two NFI need not accessible to IDPs:	Mosquito nets	Percentage of IDPs living in areas where garbage is visible:	50%
Top three NFI need not accessible to IDPs:	Items for sleeping (mats, blankets,...)	Primary type of sanitation facilities:	Pit latrine without slab / open pit

FOOD		HEALTH	
Percentage of Households who had less than 3 meals per day in the past week:	50%	Distance from the nearest health facility:	More than 30 minutes
How people get access to the market?	Walking	Main reason preventing IDPs from accessing healthcare services:	Nothing is preventing people
Can people buy what they need at the market?	Not most people	Female healthcare workers available at the health facility:	Yes
Reason why most people cannot buy what they need at the market:	Do not have enough money/Prices are too high		

EDUCATION		PROTECTION	
Percentage of IDP children(3 - 5 years old) attending school:	75%	Is there security provided?	Yes
Percentage of IDP children(6 - 12 years old) attending school:	75%	Is there a threat of eviction?	No
Percentage of IDP children(13 - 17years old) attending school:	75%	Is there adequate lighting in the majority of communal points?	50%

RETURN	
What is preventing the largest IDP group from returning home?	Basic infrastructures damaged/flooded

Survey Date: Tuesday, April 2, 2019

Site Location: 35.1622, -16.4342

Site Information			
Site ID:	Ns_017	Site type:	School
Date site opened:	3/7/2019	Is there a Site Management Committee at the site?	None
Expected period of displacement:	More than 3 months	Is the Site Management Committee made up of community members?	None
District (site Location):	Nsanje	What type of organization is managing the site?	None
Is the site easily accessible?	Yes	Is there a Site Management Agency at the site?	No
Is the site safe and secure?	Yes	Is there a service provider contact list?	None
Traditional Area (site location):	Ta Tengani		

28

Households

202

Individuals

Age Range	Male	Female	% Male	% Female
< 1	8	10	4%	5%
1 -- 5	7	11	3%	5%
6 -- 12	26	32	13%	16%
13 -- 17	36	30	18%	15%
18 -- 59	18	20	9%	10%
60 ++	0	4	0%	2%
<b>Total</b>	<b>95</b>	<b>107</b>	<b>47%</b>	<b>53%</b>

NEEDS		FOREIGNERS														
First most urgent need:	<b>Food</b>	Foreigners among the IDPs in Site:	None													
Second most urgent need:	<b>Tents</b>	Households	None													
Third most urgent need:	<b>Kitchen utensils</b>	Individuals	None													
				<table border="1"> <thead> <tr> <th>Country</th> <th>Households</th> <th>Individuals</th> </tr> </thead> <tbody> <tr> <td>Mozambique</td> <td>None</td> <td>None</td> </tr> <tr> <td>Zimbabwe</td> <td>None</td> <td>None</td> </tr> <tr> <td>None</td> <td>None</td> <td>None</td> </tr> </tbody> </table>	Country	Households	Individuals	Mozambique	None	None	Zimbabwe	None	None	None	None	None
Country	Households	Individuals														
Mozambique	None	None														
Zimbabwe	None	None														
None	None	None														

VULNERABILITIES			
Number of pregnant women:	8	Number of persons with chronic diseases / serious medical conditions:	0
Number of breastfeeding mothers:	26	Number of separated children:	0
Number of persons with physical disabilities:	2	Number of orphaned children:	0
Number of persons with mental disabilities:	0	Number of single-female-headed households:	0
		Number of single-male-headed households:	0
		Number of child-headed households:	0
		Number of elderly persons:	0

SHELTER		WASH	
Percentage of households living outside:	75%	Main source of drinking water:	Tube well/Borehole
Percentage of households living in tents:	0%	Percentage of IDPs who have enough drinking water:	50%
Percentage of households living in permanent shelters:	25%	Percentage of IDPs who have access to functioning bathing/shower facilities:	75%
Top one NFI need not accessible to IDPs:	<b>Closed containers to transport and /or store water</b>	Percentage of IDPs living in areas where open defecation is visible:	25%
Top two NFI need not accessible to IDPs:	0	Percentage of IDPs living in areas where garbage is visible:	25%
Top three NFI need not accessible to IDPs:	<b>Items for sleeping (mats, blankets,...)</b>	Primary type of sanitation facilities:	Pit latrine with slab

FOOD		HEALTH	
Percentage of Households who had less than 3 meals per day in the past week:	25%	Distance from the nearest health facility:	Up to 30 minutes
How people get access to the market?	Walking	Main reason preventing IDPs from accessing healthcare services:	Nothing is preventing people
Can people buy what they need at the market?	Not most people	Female healthcare workers available at the health facility:	Yes
Reason why most people cannot buy what they need at the market:	Do not have enough money/Prices are too high		

EDUCATION		PROTECTION	
Percentage of IDP children(3 - 5 years old) attending school:	0%	Is there security provided?	Yes
Percentage of IDP children(6 - 12 years old) attending school:	75%	Is there a threat of eviction?	Yes
Percentage of IDP children(13 - 17years old) attending school:	75%	Is there adequate lighting in the majority of communal points?	50%

RETURN	
What is preventing the largest IDP group from returning home?	Basic infrastructures damaged/flooded

Survey Date: Tuesday, April 2, 2019

Site Location: 35.1817, -16.493

Site Information			
Site ID:	Ns_018	Site type:	School
Date site opened:	3/6/2019	Is there a Site Management Committee at the site?	None
Expected period of displacement:	Between 1 and 3 months	Is the Site Management Committee made up of community members?	None
District (site Location):	Nsanje	What type of organization is managing the site?	None
Is the site easily accessible?	Yes	Is there a Site Management Agency at the site?	No
Is the site safe and secure?	Yes	Is there a service provider contact list?	None
Traditional Area (site location):	Ta Tengani		

**32**  
Households

**187**  
Individuals

Age Range	Male	Female	% Male	% Female
< 1	4	6	2%	3%
1 -- 5	14	20	7%	11%
6 -- 12	32	52	17%	28%
13 -- 17	14	18	7%	10%
18 -- 59	5	13	3%	7%
60 ++	2	7	1%	4%
<b>Total</b>	<b>71</b>	<b>116</b>	<b>38%</b>	<b>62%</b>

NEEDS		FOREIGNERS														
First most urgent need:	Food	Foreigners among the IDPs in Site:	None													
Second most urgent need:	Kitchen utensils	Households:	None													
Third most urgent need:	Beddings	Individuals:	None													
				<table border="1"> <thead> <tr> <th>Country</th> <th>Households</th> <th>Individuals</th> </tr> </thead> <tbody> <tr> <td>Mozambique</td> <td>None</td> <td>None</td> </tr> <tr> <td>Zimbabwe</td> <td>None</td> <td>None</td> </tr> <tr> <td>None</td> <td>None</td> <td>None</td> </tr> </tbody> </table>	Country	Households	Individuals	Mozambique	None	None	Zimbabwe	None	None	None	None	None
Country	Households	Individuals														
Mozambique	None	None														
Zimbabwe	None	None														
None	None	None														

VULNERABILITIES			
Number of pregnant women:	5	Number of persons with chronic diseases / serious medical conditions:	6
Number of breastfeeding mothers:	18	Number of separated children:	0
Number of persons with physical disabilities:	6	Number of orphaned children:	0
Number of persons with mental disabilities:	0	Number of child-headed households:	0
		Number of single-female-headed households:	14
		Number of single-male-headed households:	4

SHELTER		WASH	
Percentage of households living outside:	0%	Main source of drinking water:	Tube well/Borehole
Percentage of households living in tents:	50%	Percentage of IDPs who have enough drinking water:	75%
Percentage of households living in permanent shelters:	50%	Percentage of IDPs who have access to functioning bathing/shower facilities:	50%
Top one NFI need not accessible to IDPs:	Shoes and clothes	Percentage of IDPs living in areas where open defecation is visible:	25%
Top two NFI need not accessible to IDPs:	Mosquito nets	Percentage of IDPs living in areas where garbage is visible:	25%
Top three NFI need not accessible to IDPs:	Soap/detergent for washing clothes	Primary type of sanitation facilities:	Pit latrine with slab

FOOD		HEALTH	
Percentage of Households who had less than 3 meals per day in the past week:	50%	Distance from the nearest health facility:	More than 30 minutes
How people get access to the market?	Walking	Main reason preventing IDPs from accessing healthcare services:	Nothing is preventing people
Can people buy what they need at the market?	Not most people	Female healthcare workers available at the health facility:	Yes
Reason why most people cannot buy what they need at the market:	Do not have enough money/Prices are too high		

EDUCATION		PROTECTION	
Percentage of IDP children(3 - 5 years old) attending school:	0%	Is there security provided?	Yes
Percentage of IDP children(6 - 12 years old) attending school:	75%	Is there a threat of eviction?	No
Percentage of IDP children(13 - 17years old) attending school:	75%	Is there adequate lighting in the majority of communal points?	0%

RETURN	
What is preventing the largest IDP group from returning home?	Basic infrastructures damaged/flooded

Survey Date: Tuesday, April 2, 2019

Site Location: 35.1337, -17.11

Site Information			
Site ID:	Ns_019	Site type:	School
Date site opened:	3/13/2019	Is there a Site Management Committee at the site?	None
Expected period of displacement:	More than 3 months	Is the Site Management Committee made up of community members?	None
District (site Location):	Nsanje	What type of organization is managing the site?	None
Is the site easily accessible?	Yes	Is there a Site Management Agency at the site?	No
Is the site safe and secure?	Yes	Is there a service provider contact list?	None
Traditional Area (site location):	Ta Chimombo		

39

Households

205

Individuals

Age Range	Male	Female	% Male	% Female
< 1	6	9	3%	4%
1 -- 5	11	17	5%	8%
6 -- 12	31	28	15%	14%
13 -- 17	10	14	5%	7%
18 -- 59	31	44	15%	21%
60 ++	3	1	1%	0%
<b>Total</b>	<b>92</b>	<b>113</b>	<b>45%</b>	<b>55%</b>

NEEDS		FOREIGNERS														
First most urgent need:	Food	Foreigners among the IDPs in Site:	None													
Second most urgent need:	Kitchen utensils	Households	None													
Third most urgent need:	Beddings	Individuals	None													
				<table border="1"> <thead> <tr> <th>Country</th> <th>Households</th> <th>Individuals</th> </tr> </thead> <tbody> <tr> <td>Mozambique</td> <td>None</td> <td>None</td> </tr> <tr> <td>Zimbabwe</td> <td>None</td> <td>None</td> </tr> <tr> <td>None</td> <td>None</td> <td>None</td> </tr> </tbody> </table>	Country	Households	Individuals	Mozambique	None	None	Zimbabwe	None	None	None	None	None
Country	Households	Individuals														
Mozambique	None	None														
Zimbabwe	None	None														
None	None	None														

VULNERABILITIES			
Number of pregnant women:	12	Number of persons with chronic diseases / serious medical conditions:	0
Number of breastfeeding mothers:	28	Number of separated children:	0
Number of persons with physical disabilities:	7	Number of orphaned children:	0
Number of persons with mental disabilities:	0	Number of single-female-headed households:	0
		Number of child-headed households:	0
		Number of elderly persons:	0
		Number of single-male-headed households:	0

SHELTER		WASH	
Percentage of households living outside:	50%	Main source of drinking water:	Tube well/Borehole
Percentage of households living in tents:	50%	Percentage of IDPs who have enough drinking water:	75%
Percentage of households living in permanent shelters:	0%	Percentage of IDPs who have access to functioning bathing/shower facilities:	25%
Top one NFI need not accessible to IDPs:	Cooking items (pots/pans)	Percentage of IDPs living in areas where open defecation is visible:	25%
Top two NFI need not accessible to IDPs:	Mosquito nets	Percentage of IDPs living in areas where garbage is visible:	25%
Top three NFI need not accessible to IDPs:	Soap/detergent for washing clothes	Primary type of sanitation facilities:	Pit latrine with slab

FOOD		HEALTH	
Percentage of Households who had less than 3 meals per day in the past week:	25%	Distance from the nearest health facility:	More than 30 minutes
How people get access to the market?	Walking	Main reason preventing IDPs from accessing healthcare services:	Nothing is preventing people
Can people buy what they need at the market?	Not most people	Female healthcare workers available at the health facility:	Yes
Reason why most people cannot buy what they need at the market:	Do not have enough money/Prices are too high		

EDUCATION		PROTECTION	
Percentage of IDP children(3 - 5 years old) attending school:	25%	Is there security provided?	Yes
Percentage of IDP children(6 - 12 years old) attending school:	75%	Is there a threat of eviction?	No
Percentage of IDP children(13 - 17years old) attending school:	75%	Is there adequate lighting in the majority of communal points?	0%

RETURN	
What is preventing the largest IDP group from returning home?	Basic infrastructures damaged/flooded

Survey Date: Tuesday, April 2, 2019

Site Location: 35.1229, -16.5938

Site Information			
Site ID:	Ns_020	Site type:	Community Center
Date site opened:	3/9/2019	Is there a Site Management Committee at the site?	None
Expected period of displacement:	More than 3 months	Is the Site Management Committee made up of community members?	None
District (site Location):	Nsanje	What type of organization is managing the site?	None
Is the site easily accessible?	Yes	Is there a Site Management Agency at the site?	No
Is the site safe and secure?	Yes	Is there a service provider contact list?	None
Traditional Area (site location):	Ta Ngabu		

44

Households

250

Individuals

Age Range	Male	Female	% Male	% Female
< 1	12	21	5%	8%
1 -- 5	23	15	9%	6%
6 -- 12	33	45	13%	18%
13 -- 17	19	20	8%	8%
18 -- 59	29	30	12%	12%
60 ++	1	2	0%	1%
<b>Total</b>	<b>117</b>	<b>133</b>	<b>47%</b>	<b>53%</b>

NEEDS	FOREIGNERS												
First most urgent need: <b>Food</b>	Foreigners among the IDPs in Site: <b>None</b>												
Second most urgent need: <b>Kitchen utensils</b>	Households: <b>None</b>												
Third most urgent need: <b>Beddings</b>	Individuals: <b>None</b>												
	<table border="1" style="width: 100%; border-collapse: collapse;"> <thead> <tr style="background-color: #0056b3; color: white;"> <th style="width: 20%;">Country</th> <th style="width: 20%;">Households</th> <th style="width: 20%;">Individuals</th> </tr> </thead> <tbody> <tr> <td>Mozambique</td> <td>None</td> <td>None</td> </tr> <tr> <td>Zimbabwe</td> <td>None</td> <td>None</td> </tr> <tr> <td>None</td> <td>None</td> <td>None</td> </tr> </tbody> </table>	Country	Households	Individuals	Mozambique	None	None	Zimbabwe	None	None	None	None	None
Country	Households	Individuals											
Mozambique	None	None											
Zimbabwe	None	None											
None	None	None											

VULNERABILITIES			
Number of pregnant women:	10	Number of persons with chronic diseases / serious medical conditions:	1
Number of breastfeeding mothers:	59	Number of separated children:	0
Number of persons with physical disabilities:	3	Number of orphaned children:	0
Number of persons with mental disabilities:	3	Number of single-female-headed households:	0
		Number of single-male-headed households:	0

SHELTER	WASH		
Percentage of households living outside:	25%	Main source of drinking water:	Tube well/Borehole
Percentage of households living in tents:	0%	Percentage of IDPs who have enough drinking water:	75%
Percentage of households living in permanent shelters:	75%	Percentage of IDPs who have access to functioning bathing/shower facilities:	75%
Top one NFI need not accessible to IDPs:	<b>Cooking items (pots/pans)</b>	Percentage of IDPs living in areas where open defecation is visible:	25%
Top two NFI need not accessible to IDPs:	<b>Soap/detergent for washing clothes</b>	Percentage of IDPs living in areas where garbage is visible:	25%
Top three NFI need not accessible to IDPs:	<b>Items for sleeping (mats, blankets,...)</b>	Primary type of sanitation facilities:	Pit latrine with slab

FOOD	HEALTH		
Percentage of Households who had less than 3 meals per day in the past week:	25%	Distance from the nearest health facility:	Up to 30 minutes
How people get access to the market?	<b>Walking</b>	Main reason preventing IDPs from accessing healthcare services:	Nothing is preventing people
Can people buy what they need at the market?	<b>Not most people</b>	Female healthcare workers available at the health facility:	Yes
Reason why most people cannot buy what they need at the market:	<b>Do not have enough money/Prices are too high</b>		

EDUCATION	PROTECTION		
Percentage of IDP children(3 - 5 years old) attending school:	0%	Is there security provided?	Yes
Percentage of IDP children(6 - 12 years old) attending school:	25%	Is there a threat of eviction?	No
Percentage of IDP children(13 - 17years old) attending school:	75%	Is there adequate lighting in the majority of communal points?	25%

RETURN	
What is preventing the largest IDP group from returning home?	<b>Basic infrastructures damaged/flooded</b>

Survey Date: Tuesday, April 2, 2019

Site Location: 35.1541, -16.5551

Site Information			
Site ID:	Ns_021	Site type:	Community Center
Date site opened:	3/8/2019	Is there a Site Management Committee at the site?	None
Expected period of displacement:	More than 3 months	Is the Site Management Committee made up of community members?	None
District (site Location):	Nsanje	What type of organization is managing the site?	None
Is the site easily accessible?	Yes	Is there a Site Management Agency at the site?	No
Is the site safe and secure?	Yes	Is there a service provider contact list?	None
Traditional Area (site location):	Ta Malemia		

## 90

Households

## 453

Individuals

Age Range	Male	Female	% Male	% Female
< 1	18	29	4%	6%
1 -- 5	31	20	7%	4%
6 -- 12	47	60	10%	13%
13 -- 17	71	83	16%	18%
18 -- 59	32	52	7%	11%
60 ++	4	6	1%	1%
<b>Total</b>	<b>203</b>	<b>250</b>	<b>45%</b>	<b>55%</b>

NEEDS		FOREIGNERS														
First most urgent need:	<b>Food</b>	Foreigners among the IDPs in Site:	None													
Second most urgent need:	<b>Kitchen utensils</b>	Households:	None													
Third most urgent need:	<b>Beddings</b>	Individuals:	None													
				<table border="1"> <thead> <tr> <th>Country</th> <th>Households</th> <th>Individuals</th> </tr> </thead> <tbody> <tr> <td>Mozambique</td> <td>None</td> <td>None</td> </tr> <tr> <td>Zimbabwe</td> <td>None</td> <td>None</td> </tr> <tr> <td>None</td> <td>None</td> <td>None</td> </tr> </tbody> </table>	Country	Households	Individuals	Mozambique	None	None	Zimbabwe	None	None	None	None	None
Country	Households	Individuals														
Mozambique	None	None														
Zimbabwe	None	None														
None	None	None														

VULNERABILITIES			
Number of pregnant women:	12	Number of persons with chronic diseases / serious medical conditions:	0
Number of breastfeeding mothers:	87	Number of separated children:	0
Number of persons with physical disabilities:	1	Number of orphaned children:	0
Number of persons with mental disabilities:	1	Number of single-female-headed households:	0
		Number of single-male-headed households:	0

SHELTER		WASH	
Percentage of households living outside:	25%	Main source of drinking water:	Tube well/Borehole
Percentage of households living in tents:	75%	Percentage of IDPs who have enough drinking water:	75%
Percentage of households living in permanent shelters:	0%	Percentage of IDPs who have access to functioning bathing/shower facilities:	0%
Top one NFI need not accessible to IDPs:	Soap/detergent for washing clothes	Percentage of IDPs living in areas where open defecation is visible:	50%
Top two NFI need not accessible to IDPs:	Mosquito nets	Percentage of IDPs living in areas where garbage is visible:	50%
Top three NFI need not accessible to IDPs:	Items for sleeping (mats, blankets,...)	Primary type of sanitation facilities:	Pit latrine without slab / open pit

FOOD		HEALTH	
Percentage of Households who had less than 3 meals per day in the past week:	25%	Distance from the nearest health facility:	Up to 30 minutes
How people get access to the market?	Walking	Main reason preventing IDPs from accessing healthcare services:	Nothing is preventing people
Can people buy what they need at the market?	Not most people	Female healthcare workers available at the health facility:	Yes
Reason why most people cannot buy what they need at the market:	Do not have enough money/Prices are too high		

EDUCATION		PROTECTION	
Percentage of IDP children(3 - 5 years old) attending school:	75%	Is there security provided?	Yes
Percentage of IDP children(6 - 12 years old) attending school:	75%	Is there a threat of eviction?	No
Percentage of IDP children(13 - 17years old) attending school:	75%	Is there adequate lighting in the majority of communal points?	0%

RETURN	
What is preventing the largest IDP group from returning home?	Basic infrastructures damaged/flooded

Survey Date: Tuesday, April 2, 2019

Site Location: 35.1657, -16.4521

Site Information			
Site ID:	Ns_022	Site type:	School
Date site opened:	3/6/2019	Is there a Site Management Committee at the site?	None
Expected period of displacement:	More than 3 months	Is the Site Management Committee made up of community members?	None
District (site Location):	Nsanje	What type of organization is managing the site?	None
Is the site easily accessible?	Yes	Is there a Site Management Agency at the site?	No
Is the site safe and secure?	Yes	Is there a service provider contact list?	None
Traditional Area (site location):	Ta Tengani		

122

Households

477

Individuals

Age Range	Male	Female	% Male	% Female
< 1	15	21	3%	4%
1 -- 5	31	27	6%	6%
6 -- 12	42	51	9%	11%
13 -- 17	45	59	9%	12%
18 -- 59	78	97	16%	20%
60 ++	3	8	1%	2%
<b>Total</b>	<b>214</b>	<b>263</b>	<b>45%</b>	<b>55%</b>

NEEDS		FOREIGNERS														
First most urgent need:	<b>Food</b>	Foreigners among the IDPs in Site:	<b>None</b>													
Second most urgent need:	<b>Kitchen utensils</b>	Households	<b>None</b>													
Third most urgent need:	<b>Tapauline</b>	Individuals	<b>None</b>													
				<table border="1"> <thead> <tr> <th>Country</th> <th>Households</th> <th>Individuals</th> </tr> </thead> <tbody> <tr> <td>Mozambique</td> <td>None</td> <td>None</td> </tr> <tr> <td>Zimbabwe</td> <td>None</td> <td>None</td> </tr> <tr> <td>None</td> <td>None</td> <td>None</td> </tr> </tbody> </table>	Country	Households	Individuals	Mozambique	None	None	Zimbabwe	None	None	None	None	None
Country	Households	Individuals														
Mozambique	None	None														
Zimbabwe	None	None														
None	None	None														

VULNERABILITIES			
Number of pregnant women:	<b>21</b>	Number of persons with chronic diseases / serious medical conditions:	<b>1</b>
Number of breastfeeding mothers:	<b>56</b>	Number of separated children:	<b>0</b>
Number of persons with physical disabilities:	<b>15</b>	Number of orphaned children:	<b>0</b>
Number of persons with mental disabilities:	<b>0</b>	Number of child-headed households:	<b>0</b>
		Number of single-female-headed households:	<b>0</b>
		Number of single-male-headed households:	<b>0</b>

SHELTER		WASH	
Percentage of households living outside:	<b>50%</b>	Main source of drinking water:	<b>Tube well/Borehole</b>
Percentage of households living in tents:	<b>50%</b>	Percentage of IDPs who have enough drinking water:	<b>75%</b>
Percentage of households living in permanent shelters:	<b>0%</b>	Percentage of IDPs who have access to functioning bathing/shower facilities:	<b>50%</b>
Top one NFI need not accessible to IDPs:	<b>Cooking items (pots/pans)</b>	Percentage of IDPs living in areas where open defecation is visible:	<b>25%</b>
Top two NFI need not accessible to IDPs:	<b>Soap/detergent for washing clothes</b>	Percentage of IDPs living in areas where garbage is visible:	<b>25%</b>
Top three NFI need not accessible to IDPs:	<b>Items for sleeping (mats, blankets,...)</b>	Primary type of sanitation facilities:	<b>Pit latrine without slab / open pit</b>

FOOD		HEALTH	
Percentage of Households who had less than 3 meals per day in the past week:	<b>25%</b>	Distance from the nearest health facility:	<b>More than 30 minutes</b>
How people get access to the market?	<b>Walking</b>	Main reason preventing IDPs from accessing healthcare services:	<b>Nothing is preventing people</b>
Can people buy what they need at the market?	<b>Not most people</b>	Female healthcare workers available at the health facility:	<b>Yes</b>
Reason why most people cannot buy what they need at the market:	<b>Do not have enough money/Prices are too high</b>		

EDUCATION		PROTECTION	
Percentage of IDP children(3 - 5 years old) attending school:	<b>75%</b>	Is there security provided?	<b>Yes</b>
Percentage of IDP children(6 - 12 years old) attending school:	<b>75%</b>	Is there a threat of eviction?	<b>No</b>
Percentage of IDP children(13 - 17years old) attending school:	<b>75%</b>	Is there adequate lighting in the majority of communal points?	<b>0%</b>

RETURN	
What is preventing the largest IDP group from returning home?	<b>Basic infrastructures damaged/flooded</b>



Survey Date: Tuesday, April 2, 2019

Site Location: 35.1354, -16.5631

Site Information			
Site ID:	Ns_023	Site type:	School
Date site opened:	3/4/2019	Is there a Site Management Committee at the site?	None
Expected period of displacement:	More than 3 months	Is the Site Management Committee made up of community members?	None
District (site Location):	Nsanje	What type of organization is managing the site?	None
Is the site easily accessible?	Yes	Is there a Site Management Agency at the site?	No
Is the site safe and secure?	Yes	Is there a service provider contact list?	None
Traditional Area (site location):	Ta Malemia		

## 80

Households

## 381

Individuals

Age Range	Male	Female	% Male	% Female
< 1	7	15	2%	4%
1 -- 5	22	42	6%	11%
6 -- 12	21	43	6%	11%
13 -- 17	34	70	9%	18%
18 -- 59	41	67	11%	18%
60 ++	8	11	2%	3%
<b>Total</b>	<b>133</b>	<b>248</b>	<b>35%</b>	<b>65%</b>

NEEDS		FOREIGNERS		
First most urgent need:	<b>Food</b>	Foreigners among the IDPs in Site:	<b>None</b>	
Second most urgent need:	<b>Tapauline</b>	Households	<b>None</b>	
Third most urgent need:	<b>Kitchen utensils</b>	Individuals	<b>None</b>	

VULNERABILITIES			
Number of pregnant women:	<b>4</b>	Number of persons with chronic diseases / serious medical conditions:	<b>0</b>
Number of breastfeeding mothers:	<b>37</b>	Number of separated children:	<b>0</b>
Number of persons with physical disabilities:	<b>5</b>	Number of orphaned children:	<b>0</b>
Number of persons with mental disabilities:	<b>0</b>	Number of child-headed households:	<b>0</b>
		Number of single-female-headed households:	<b>0</b>
		Number of single-male-headed households:	<b>0</b>

SHELTER		WASH	
Percentage of households living outside:	<b>25%</b>	Main source of drinking water:	<b>Tube well/Borehole</b>
Percentage of households living in tents:	<b>0%</b>	Percentage of IDPs who have enough drinking water:	<b>75%</b>
Percentage of households living in permanent shelters:	<b>75%</b>	Percentage of IDPs who have access to functioning bathing/shower facilities:	<b>25%</b>
Top one NFI need not accessible to IDPs:	<b>Soap/detergent for washing clothes</b>	Percentage of IDPs living in areas where open defecation is visible:	<b>75%</b>
Top two NFI need not accessible to IDPs:	<b>Mosquito nets</b>	Percentage of IDPs living in areas where garbage is visible:	<b>50%</b>
Top three NFI need not accessible to IDPs:	<b>Items for sleeping (mats, blankets,...)</b>	Primary type of sanitation facilities:	<b>Pit latrine without slab / open pit</b>

FOOD		HEALTH	
Percentage of Households who had less than 3 meals per day in the past week:	<b>25%</b>	Distance from the nearest health facility:	<b>More than 30 minutes</b>
How people get access to the market?	<b>Walking</b>	Main reason preventing IDPs from accessing healthcare services:	<b>Nothing is preventing people</b>
Can people buy what they need at the market?	<b>Not most people</b>	Female healthcare workers available at the health facility:	<b>Yes</b>
Reason why most people cannot buy what they need at the market:	<b>Do not have enough money/Prices are too high</b>		

EDUCATION		PROTECTION	
Percentage of IDP children(3 - 5 years old) attending school:	<b>75%</b>	Is there security provided?	<b>Yes</b>
Percentage of IDP children(6 - 12 years old) attending school:	<b>75%</b>	Is there a threat of eviction?	<b>No</b>
Percentage of IDP children(13 - 17years old) attending school:	<b>75%</b>	Is there adequate lighting in the majority of communal points?	<b>0%</b>

RETURN	
What is preventing the largest IDP group from returning home?	<b>Basic infrastructures damaged/flooded</b>

Survey Date: Wednesday, April 3, 2019

Site Location: 35.1337, -16.41

Site Information		
Site ID:	NS_005	Site type: Community Center
Date site opened:	3/7/2019	Is there a Site Management Committee at the site? None
Expected period of displacement:	Between 1 and 3 months	Is the Site Management Committee made up of community members? None
District (site Location):	Nsanje	What type of organization is managing the site? None
Is the site easily accessible?	Yes	Is there a Site Management Agency at the site? No
Is the site safe and secure?	Yes	Is there a service provider contact list? None
Traditional Area (site location):	Ta Tengani	

58

Households

289

Individuals

Age Range	Male	Female	% Male	% Female
< 1	9	16	3%	6%
1 -- 5	24	67	8%	23%
6 -- 12	14	23	5%	8%
13 -- 17	22	13	8%	4%
18 -- 59	31	43	11%	15%
60 ++	10	17	3%	6%
<b>Total</b>	<b>110</b>	<b>179</b>	<b>38%</b>	<b>62%</b>

NEEDS		FOREIGNERS														
First most urgent need:	Food	Foreigners among the IDPs in Site:	None													
Second most urgent need:	Kitchen utensils	Households:	None													
Third most urgent need:	Tents	Individuals:	None													
				<table border="1"> <thead> <tr> <th>Country</th> <th>Households</th> <th>Individuals</th> </tr> </thead> <tbody> <tr> <td>Mozambique</td> <td>None</td> <td>None</td> </tr> <tr> <td>Zimbabwe</td> <td>None</td> <td>None</td> </tr> <tr> <td>None</td> <td>None</td> <td>None</td> </tr> </tbody> </table>	Country	Households	Individuals	Mozambique	None	None	Zimbabwe	None	None	None	None	None
Country	Households	Individuals														
Mozambique	None	None														
Zimbabwe	None	None														
None	None	None														

VULNERABILITIES			
Number of pregnant women:	7	Number of persons with chronic diseases / serious medical conditions:	10
Number of breastfeeding mothers:	49	Number of child-headed households:	4
Number of persons with physical disabilities:	5	Number of elderly persons:	27
Number of persons with mental disabilities:	0	Number of separated children:	2
		Number of orphaned children:	34
		Number of single-female-headed households:	0
		Number of single-male-headed households:	0

SHELTER		WASH	
Percentage of households living outside:	75%	Main source of drinking water:	Tube well/Borehole
Percentage of households living in tents:	25%	Percentage of IDPs who have enough drinking water:	75%
Percentage of households living in permanent shelters:	0%	Percentage of IDPs who have access to functioning bathing/shower facilities:	0%
Top one NFI need not accessible to IDPs:	Closed containers to transport and /or store water	Percentage of IDPs living in areas where open defecation is visible:	75%
Top two NFI need not accessible to IDPs:	Mosquito nets	Percentage of IDPs living in areas where garbage is visible:	25%
Top three NFI need not accessible to IDPs:	Soap/detergent for washing clothes	Primary type of sanitation facilities:	Pit latrine without slab / open pit

FOOD		HEALTH	
Percentage of Households who had less than 3 meals per day in the past week:	50%	Distance from the nearest health facility:	More than 30 minutes
How people get access to the market?	Walking	Main reason preventing IDPs from accessing healthcare services:	Nothing is preventing people
Can people buy what they need at the market?	No	Female healthcare workers available at the health facility:	Yes
Reason why most people cannot buy what they need at the market:	Do not have enough money/Prices are too high		

EDUCATION		PROTECTION	
Percentage of IDP children(3 - 5 years old) attending school:	0%	Is there security provided?	Yes
Percentage of IDP children(6 - 12 years old) attending school:	75%	Is there a threat of eviction?	No
Percentage of IDP children(13 - 17years old) attending school:	75%	Is there adequate lighting in the majority of communal points?	0%

RETURN	
What is preventing the largest IDP group from returning home?	Basic infrastructures damaged/flooded

Survey Date: Wednesday, April 3, 2019

Site Location: 35.1719, -16.497

Site Information			
Site ID:	N2_024	Site type:	School
Date site opened:	3/3/2019	Is there a Site Management Committee at the site?	None
Expected period of displacement:	More than 3 months	Is the Site Management Committee made up of community members?	None
District (site Location):	Nsanje	What type of organization is managing the site?	None
Is the site easily accessible?	Yes	Is there a Site Management Agency at the site?	No
Is the site safe and secure?	Yes	Is there a service provider contact list?	None
Traditional Area (site location):	Ta Tengani		

**117**

Households

**590**

Individuals

Age Range	Male	Female	% Male	% Female
< 1	13	15	2%	3%
1 -- 5	17	23	3%	4%
6 -- 12	58	67	10%	11%
13 -- 17	43	30	7%	5%
18 -- 59	154	158	26%	27%
60 ++	5	7	1%	1%
<b>Total</b>	<b>290</b>	<b>300</b>	<b>49%</b>	<b>51%</b>

NEEDS		FOREIGNERS														
First most urgent need:	Food	Foreigners among the IDPs in Site:	None													
Second most urgent need:	Kitchen utensils	Households:	None													
Third most urgent need:	Beddings	Individuals:	None													
				<table border="1"> <thead> <tr> <th>Country</th> <th>Households</th> <th>Individuals</th> </tr> </thead> <tbody> <tr> <td>Mozambique</td> <td>None</td> <td>None</td> </tr> <tr> <td>Zimbabwe</td> <td>None</td> <td>None</td> </tr> <tr> <td>None</td> <td>None</td> <td>None</td> </tr> </tbody> </table>	Country	Households	Individuals	Mozambique	None	None	Zimbabwe	None	None	None	None	None
Country	Households	Individuals														
Mozambique	None	None														
Zimbabwe	None	None														
None	None	None														

VULNERABILITIES			
Number of pregnant women:	8	Number of persons with chronic diseases / serious medical conditions:	0
Number of breastfeeding mothers:	28	Number of separated children:	0
Number of persons with physical disabilities:	4	Number of orphaned children:	0
Number of persons with mental disabilities:	1	Number of child-headed households:	0
		Number of single-female-headed households:	17
		Number of single-male-headed households:	4

SHELTER		WASH	
Percentage of households living outside:	0%	Main source of drinking water:	Tube well/Borehole
Percentage of households living in tents:	50%	Percentage of IDPs who have enough drinking water:	75%
Percentage of households living in permanent shelters:	50%	Percentage of IDPs who have access to functioning bathing/shower facilities:	0%
Top one NFI need not accessible to IDPs:	Shoes and clothes	Percentage of IDPs living in areas where open defecation is visible:	25%
Top two NFI need not accessible to IDPs:	Mosquito nets	Percentage of IDPs living in areas where garbage is visible:	50%
Top three NFI need not accessible to IDPs:	Soap/detergent for washing clothes	Primary type of sanitation facilities:	Pit latrine with slab

FOOD		HEALTH	
Percentage of Households who had less than 3 meals per day in the past week:	50%	Distance from the nearest health facility:	More than 30 minutes
How people get access to the market?	Walking	Main reason preventing IDPs from accessing healthcare services:	Nothing is preventing people
Can people buy what they need at the market?	Not most people	Female healthcare workers available at the health facility:	Yes
Reason why most people cannot buy what they need at the market:	Do not have enough money/Prices are too high		

EDUCATION		PROTECTION	
Percentage of IDP children(3 - 5 years old) attending school:	0%	Is there security provided?	Yes
Percentage of IDP children(6 - 12 years old) attending school:	75%	Is there a threat of eviction?	No
Percentage of IDP children(13 - 17years old) attending school:	50%	Is there adequate lighting in the majority of communal points?	0%

RETURN	
What is preventing the largest IDP group from returning home?	House damaged/destroyed

Survey Date: Wednesday, April 3, 2019

Site Location: 35.1226, -16.3928

Site Information			
Site ID:	NS_004	Site type:	School
Date site opened:	3/7/2019	Is there a Site Management Committee at the site?	None
Expected period of displacement:	Between 1 and 3 months	Is the Site Management Committee made up of community members?	None
District (site Location):	Nsanje	What type of organization is managing the site?	None
Is the site easily accessible?	Yes	Is there a Site Management Agency at the site?	No
Is the site safe and secure?	Yes	Is there a service provider contact list?	None
Traditional Area (site location):	Ta Tengani		

**168**

Households

**841**

Individuals

Age Range	Male	Female	% Male	% Female
< 1	14	26	2%	3%
1 -- 5	49	82	6%	10%
6 -- 12	128	95	15%	11%
13 -- 17	81	93	10%	11%
18 -- 59	81	144	10%	17%
60 ++	16	32	2%	4%
<b>Total</b>	<b>369</b>	<b>472</b>	<b>44%</b>	<b>56%</b>

NEEDS		FOREIGNERS														
First most urgent need:	Food	Foreigners among the IDPs in Site:	None													
Second most urgent need:	Tents	Households:	None													
Third most urgent need:	Cooking items	Individuals:	None													
				<table border="1"> <thead> <tr> <th>Country</th> <th>Households</th> <th>Individuals</th> </tr> </thead> <tbody> <tr> <td>Mozambique</td> <td>None</td> <td>None</td> </tr> <tr> <td>Zimbabwe</td> <td>None</td> <td>None</td> </tr> <tr> <td>None</td> <td>None</td> <td>None</td> </tr> </tbody> </table>	Country	Households	Individuals	Mozambique	None	None	Zimbabwe	None	None	None	None	None
Country	Households	Individuals														
Mozambique	None	None														
Zimbabwe	None	None														
None	None	None														

VULNERABILITIES			
Number of pregnant women:	30	Number of persons with chronic diseases / serious medical conditions:	1
Number of breastfeeding mothers:	65	Number of child-headed households:	0
Number of persons with physical disabilities:	12	Number of elderly persons:	8
Number of persons with mental disabilities:	3	Number of separated children:	0
		Number of orphaned children:	0
		Number of single-female-headed households:	11
		Number of single-male-headed households:	0

SHELTER		WASH	
Percentage of households living outside:	25%	Main source of drinking water:	Tube well/Borehole
Percentage of households living in tents:	0%	Percentage of IDPs who have enough drinking water:	75%
Percentage of households living in permanent shelters:	0%	Percentage of IDPs who have access to functioning bathing/shower facilities:	50%
Top one NFI need not accessible to IDPs:	Shoes and clothes	Percentage of IDPs living in areas where open defecation is visible:	25%
Top two NFI need not accessible to IDPs:	Soap/detergent for washing clothes	Percentage of IDPs living in areas where garbage is visible:	25%
Top three NFI need not accessible to IDPs:	Items for sleeping (mats, blankets,...)	Primary type of sanitation facilities:	Pit latrine with slab

FOOD		HEALTH	
Percentage of Households who had less than 3 meals per day in the past week:	50%	Distance from the nearest health facility:	More than 30 minutes
How people get access to the market?	Walking	Main reason preventing IDPs from accessing healthcare services:	Nothing is preventing people
Can people buy what they need at the market?	Not most people	Female healthcare workers available at the health facility:	Yes
Reason why most people cannot buy what they need at the market:	Do not have enough money/Prices are too high		

EDUCATION		PROTECTION	
Percentage of IDP children(3 - 5 years old) attending school:	0%	Is there security provided?	Yes
Percentage of IDP children(6 - 12 years old) attending school:	75%	Is there a threat of eviction?	No
Percentage of IDP children(13 - 17years old) attending school:	25%	Is there adequate lighting in the majority of communal points?	0%

RETURN	
What is preventing the largest IDP group from returning home?	Basic infrastructures damaged/flooded

Survey Date: Wednesday, April 3, 2019

Site Location: 35.854 , -16.3717

Site Information			
Site ID:	NS_003	Site type:	Football ground
Date site opened:	3/9/2019	Is there a Site Management Committee at the site?	None
Expected period of displacement:	Between 1 and 3 months	Is the Site Management Committee made up of community members?	None
District (site Location):	Nsanje	What type of organization is managing the site?	None
Is the site easily accessible?	Yes	Is there a Site Management Agency at the site?	No
Is the site safe and secure?	Yes	Is there a service provider contact list?	None
Traditional Area (site location):	Sc Mbenje		

132

Households

574

Individuals

Age Range	Male	Female	% Male	% Female
< 1	26	44	5%	8%
1 -- 5	68	77	12%	13%
6 -- 12	61	89	11%	16%
13 -- 17	30	39	5%	7%
18 -- 59	54	67	9%	12%
60 ++	8	11	1%	2%
<b>Total</b>	<b>247</b>	<b>327</b>	<b>43%</b>	<b>57%</b>

NEEDS		FOREIGNERS														
First most urgent need:	Food	Foreigners among the IDPs in Site:	None													
Second most urgent need:	Kitchen utensils	Households	None													
Third most urgent need:	Blankets	Individuals	None													
				<table border="1"> <thead> <tr> <th>Country</th> <th>Households</th> <th>Individuals</th> </tr> </thead> <tbody> <tr> <td>Mozambique</td> <td>None</td> <td>None</td> </tr> <tr> <td>Zimbabwe</td> <td>None</td> <td>None</td> </tr> <tr> <td>None</td> <td>None</td> <td>None</td> </tr> </tbody> </table>	Country	Households	Individuals	Mozambique	None	None	Zimbabwe	None	None	None	None	None
Country	Households	Individuals														
Mozambique	None	None														
Zimbabwe	None	None														
None	None	None														

VULNERABILITIES			
Number of pregnant women:	26	Number of persons with chronic diseases / serious medical conditions:	5
Number of breastfeeding mothers:	91	Number of separated children:	0
Number of persons with physical disabilities:	0	Number of orphaned children:	0
Number of persons with mental disabilities:	0	Number of single-female-headed households:	0
		Number of child-headed households:	0
		Number of elderly persons:	0
		Number of single-male-headed households:	0

SHELTER		WASH	
Percentage of households living outside:	75%	Main source of drinking water:	Tube well/Borehole
Percentage of households living in tents:	25%	Percentage of IDPs who have enough drinking water:	75%
Percentage of households living in permanent shelters:	0%	Percentage of IDPs who have access to functioning bathing/shower facilities:	25%
Top one NFI need not accessible to IDPs:	Items for sleeping (mats, blankets,...)	Percentage of IDPs living in areas where open defecation is visible:	75%
Top two NFI need not accessible to IDPs:	Mosquito nets	Percentage of IDPs living in areas where garbage is visible:	25%
Top three NFI need not accessible to IDPs:	Soap/detergent for washing clothes	Primary type of sanitation facilities:	Pit latrine with slab

FOOD		HEALTH	
Percentage of Households who had less than 3 meals per day in the past week:	25%	Distance from the nearest health facility:	Up to 30 minutes
How people get access to the market?	Walking	Main reason preventing IDPs from accessing healthcare services:	Nothing is preventing people
Can people buy what they need at the market?	Not most people	Female healthcare workers available at the health facility:	Yes
Reason why most people cannot buy what they need at the market:	Do not have enough money/Prices are too high		

EDUCATION		PROTECTION	
Percentage of IDP children(3 - 5 years old) attending school:	50%	Is there security provided?	Yes
Percentage of IDP children(6 - 12 years old) attending school:	50%	Is there a threat of eviction?	No
Percentage of IDP children(13 - 17years old) attending school:	0%	Is there adequate lighting in the majority of communal points?	0%

RETURN	
What is preventing the largest IDP group from returning home?	Basic infrastructures damaged/flooded

Survey Date: Thursday, April 4, 2019

Site Location: 35.1255, -17.33

Site Information			
Site ID:	NS_011	Site type:	Community Center
Date site opened:	3/10/2019	Is there a Site Management Committee at the site?	None
Expected period of displacement:	More than 3 months	Is the Site Management Committee made up of community members?	None
District (site Location):	Nsanje	What type of organization is managing the site?	None
Is the site easily accessible?	Yes	Is there a Site Management Agency at the site?	Yes
Is the site safe and secure?	Yes	Is there a service provider contact list?	None
Traditional Area (site location):	Ta Ndamera		

**157**

Households

**974**

Individuals

Age Range	Male	Female	% Male	% Female
< 1	23	15	2%	2%
1 -- 5	43	55	4%	6%
6 -- 12	81	93	8%	10%
13 -- 17	114	201	12%	21%
18 -- 59	148	190	15%	20%
60 ++	4	7	0%	1%
<b>Total</b>	<b>413</b>	<b>561</b>	<b>42%</b>	<b>58%</b>

NEEDS		FOREIGNERS														
First most urgent need:	Food	Foreigners among the IDPs in Site:	None													
Second most urgent need:	Kitchen utensils	Households	None													
Third most urgent need:	Blankets	Individuals	None													
				<table border="1"> <thead> <tr> <th>Country</th> <th>Households</th> <th>Individuals</th> </tr> </thead> <tbody> <tr> <td>Mozambique</td> <td>None</td> <td>None</td> </tr> <tr> <td>Zimbabwe</td> <td>None</td> <td>None</td> </tr> <tr> <td>None</td> <td>None</td> <td>None</td> </tr> </tbody> </table>	Country	Households	Individuals	Mozambique	None	None	Zimbabwe	None	None	None	None	None
Country	Households	Individuals														
Mozambique	None	None														
Zimbabwe	None	None														
None	None	None														

VULNERABILITIES			
Number of pregnant women:	38	Number of persons with chronic diseases / serious medical conditions:	0
Number of breastfeeding mothers:	85	Number of separated children:	0
Number of persons with physical disabilities:	7	Number of orphaned children:	0
Number of persons with mental disabilities:	0	Number of single-female-headed households:	0
		Number of single-male-headed households:	0
		Number of child-headed households:	0
		Number of elderly persons:	2

SHELTER		WASH	
Percentage of households living outside:	50%	Main source of drinking water:	Tube well/Borehole
Percentage of households living in tents:	25%	Percentage of IDPs who have enough drinking water:	75%
Percentage of households living in permanent shelters:	25%	Percentage of IDPs who have access to functioning bathing/shower facilities:	25%
Top one NFI need not accessible to IDPs:	Closed containers to transport and /or store water	Percentage of IDPs living in areas where open defecation is visible:	25%
Top two NFI need not accessible to IDPs:	Mosquito nets	Percentage of IDPs living in areas where garbage is visible:	25%
Top three NFI need not accessible to IDPs:	Shoes and clothes	Primary type of sanitation facilities:	Pit latrine with slab

FOOD		HEALTH	
Percentage of Households who had less than 3 meals per day in the past week:	25%	Distance from the nearest health facility:	More than 30 minutes
How people get access to the market?	Walking	Main reason preventing IDPs from accessing healthcare services:	Nothing is preventing people
Can people buy what they need at the market?	Not most people	Female healthcare workers available at the health facility:	Yes
Reason why most people cannot buy what they need at the market:	Do not have enough money/Prices are too high		

EDUCATION		PROTECTION	
Percentage of IDP children(3 - 5 years old) attending school:	0%	Is there security provided?	Yes
Percentage of IDP children(6 - 12 years old) attending school:	75%	Is there a threat of eviction?	No
Percentage of IDP children(13 - 17years old) attending school:	75%	Is there adequate lighting in the majority of communal points?	0%

RETURN	
What is preventing the largest IDP group from returning home?	Basic infrastructures damaged/flooded

Survey Date: Thursday, April 4, 2019

Site Location: 35.136, -17.51

Site Information			
Site ID:	Ns_010	Site type:	Community Center
Date site opened:	3/9/2019	Is there a Site Management Committee at the site?	None
Expected period of displacement:	More than 3 months	Is the Site Management Committee made up of community members?	None
District (site Location):	Nsanje	What type of organization is managing the site?	None
Is the site easily accessible?	Yes	Is there a Site Management Agency at the site?	No
Is the site safe and secure?	Yes	Is there a service provider contact list?	None
Traditional Area (site location):	Ta Ndamera		

1,922

Households

11,384

Individuals

Age Range	Male	Female	% Male	% Female
< 1	25	16	0%	0%
1 -- 5	50	24	0%	0%
6 -- 12	68	59	1%	1%
13 -- 17	50	75	0%	1%
18 -- 59	3869	6748	34%	59%
60 ++	215	185	2%	2%
<b>Total</b>	<b>4277</b>	<b>7107</b>	<b>38%</b>	<b>62%</b>

NEEDS		FOREIGNERS														
First most urgent need:	<b>Food</b>	Foreigners among the IDPs in Site:	<b>None</b>													
Second most urgent need:	<b>Kitchen utensils</b>	Households:	<b>None</b>													
Third most urgent need:	<b>Beddings</b>	Individuals:	<b>None</b>													
				<table border="1"> <thead> <tr> <th>Country</th> <th>Households</th> <th>Individuals</th> </tr> </thead> <tbody> <tr> <td>Mozambique</td> <td>None</td> <td>None</td> </tr> <tr> <td>Zimbabwe</td> <td>None</td> <td>None</td> </tr> <tr> <td>None</td> <td>None</td> <td>None</td> </tr> </tbody> </table>	Country	Households	Individuals	Mozambique	None	None	Zimbabwe	None	None	None	None	None
Country	Households	Individuals														
Mozambique	None	None														
Zimbabwe	None	None														
None	None	None														

VULNERABILITIES			
Number of pregnant women:	<b>300</b>	Number of persons with chronic diseases / serious medical conditions:	<b>0</b>
Number of breastfeeding mothers:	<b>85</b>	Number of separated children:	<b>0</b>
Number of persons with physical disabilities:	<b>15</b>	Number of orphaned children:	<b>0</b>
Number of persons with mental disabilities:	<b>1</b>	Number of child-headed households:	<b>0</b>
		Number of single-female-headed households:	<b>0</b>
		Number of single-male-headed households:	<b>0</b>

SHELTER		WASH	
Percentage of households living outside:	<b>25%</b>	Main source of drinking water:	<b>Tube well/Borehole</b>
Percentage of households living in tents:	<b>50%</b>	Percentage of IDPs who have enough drinking water:	<b>75%</b>
Percentage of households living in permanent shelters:	<b>25%</b>	Percentage of IDPs who have access to functioning bathing/shower facilities:	<b>25%</b>
Top one NFI need not accessible to IDPs:	<b>Soap/detergent for washing clothes</b>	Percentage of IDPs living in areas where open defecation is visible:	<b>0%</b>
Top two NFI need not accessible to IDPs:	<b>Mosquito nets</b>	Percentage of IDPs living in areas where garbage is visible:	<b>50%</b>
Top three NFI need not accessible to IDPs:	<b>Items for sleeping (mats, blankets,...)</b>	Primary type of sanitation facilities:	<b>Pit latrine with slab</b>

FOOD		HEALTH	
Percentage of Households who had less than 3 meals per day in the past week:	<b>25%</b>	Distance from the nearest health facility:	<b>Up to 30 minutes</b>
How people get access to the market?	<b>Walking</b>	Main reason preventing IDPs from accessing healthcare services:	<b>Nothing is preventing people</b>
Can people buy what they need at the market?	<b>Not most people</b>	Female healthcare workers available at the health facility:	<b>Yes</b>
Reason why most people cannot buy what they need at the market:	<b>Do not have enough money/Prices are too high</b>		

EDUCATION		PROTECTION	
Percentage of IDP children(3 - 5 years old) attending school:	<b>25%</b>	Is there security provided?	<b>Yes</b>
Percentage of IDP children(6 - 12 years old) attending school:	<b>0%</b>	Is there a threat of eviction?	<b>No</b>
Percentage of IDP children(13 - 17years old) attending school:	<b>0%</b>	Is there adequate lighting in the majority of communal points?	<b>50%</b>

RETURN	
What is preventing the largest IDP group from returning home?	<b>Basic infrastructures damaged/flooded</b>

Survey Date: Thursday, April 4, 2019

Site Location: 35.1255, -17.33

Site Information			
Site ID:	Ns_011	Site type:	School
Date site opened:	3/10/2019	Is there a Site Management Committee at the site?	None
Expected period of displacement:	More than 3 months	Is the Site Management Committee made up of community members?	None
District (site Location):	Nsanje	What type of organization is managing the site?	None
Is the site easily accessible?	Yes	Is there a Site Management Agency at the site?	Yes
Is the site safe and secure?	Yes	Is there a service provider contact list?	None
Traditional Area (site location):	Ta Ndamera		

157

Households

974

Individuals

Age Range	Male	Female	% Male	% Female
< 1	23	15	2%	2%
1 -- 5	43	55	4%	6%
6 -- 12	81	93	8%	10%
13 -- 17	114	201	12%	21%
18 -- 59	148	190	15%	20%
60 ++	4	7	0%	1%
<b>Total</b>	<b>413</b>	<b>561</b>	<b>42%</b>	<b>58%</b>

NEEDS		FOREIGNERS														
First most urgent need:	Food	Foreigners among the IDPs in Site:	None													
Second most urgent need:	Kitchen utensils	Households	None													
Third most urgent need:	Blankets	Individuals	None													
				<table border="1"> <thead> <tr> <th>Country</th> <th>Households</th> <th>Individuals</th> </tr> </thead> <tbody> <tr> <td>Mozambique</td> <td>None</td> <td>None</td> </tr> <tr> <td>Zimbabwe</td> <td>None</td> <td>None</td> </tr> <tr> <td>None</td> <td>None</td> <td>None</td> </tr> </tbody> </table>	Country	Households	Individuals	Mozambique	None	None	Zimbabwe	None	None	None	None	None
Country	Households	Individuals														
Mozambique	None	None														
Zimbabwe	None	None														
None	None	None														

VULNERABILITIES			
Number of pregnant women:	38	Number of persons with chronic diseases / serious medical conditions:	0
Number of breastfeeding mothers:	85	Number of separated children:	0
Number of persons with physical disabilities:	7	Number of orphaned children:	0
Number of persons with mental disabilities:	0	Number of single-female-headed households:	0
		Number of single-male-headed households:	0
		Number of child-headed households:	0
		Number of elderly persons:	2

SHELTER		WASH	
Percentage of households living outside:	50%	Main source of drinking water:	Tube well/Borehole
Percentage of households living in tents:	25%	Percentage of IDPs who have enough drinking water:	75%
Percentage of households living in permanent shelters:	25%	Percentage of IDPs who have access to functioning bathing/shower facilities:	25%
Top one NFI need not accessible to IDPs:	Closed containers to transport and /or store water	Percentage of IDPs living in areas where open defecation is visible:	25%
Top two NFI need not accessible to IDPs:	Mosquito nets	Percentage of IDPs living in areas where garbage is visible:	25%
Top three NFI need not accessible to IDPs:	Shoes and clothes	Primary type of sanitation facilities:	Pit latrine with slab

FOOD		HEALTH	
Percentage of Households who had less than 3 meals per day in the past week:	25%	Distance from the nearest health facility:	More than 30 minutes
How people get access to the market?	Walking	Main reason preventing IDPs from accessing healthcare services:	Nothing is preventing people
Can people buy what they need at the market?	Not most people	Female healthcare workers available at the health facility:	Yes
Reason why most people cannot buy what they need at the market:	Do not have enough money/Prices are too high		

EDUCATION		PROTECTION	
Percentage of IDP children(3 - 5 years old) attending school:	0%	Is there security provided?	Yes
Percentage of IDP children(6 - 12 years old) attending school:	75%	Is there a threat of eviction?	No
Percentage of IDP children(13 - 17years old) attending school:	75%	Is there adequate lighting in the majority of communal points?	0%

RETURN	
What is preventing the largest IDP group from returning home?	Basic infrastructures damaged/flooded



Survey Date: Thursday, April 4, 2019

Site Location: 35.1313, -16.585

Site Information			
Site ID:	Ns_27	Site type:	Community Center
Date site opened:	3/5/2019	Is there a Site Management Committee at the site?	None
Expected period of displacement:	More than 3 months	Is the Site Management Committee made up of community members?	None
District (site Location):	Nsanje	What type of organization is managing the site?	None
Is the site easily accessible?	Yes	Is there a Site Management Agency at the site?	No
Is the site safe and secure?	Yes	Is there a service provider contact list?	None
Traditional Area (site location):	Ta Ngabu		

170

Households

726

Individuals

Age Range	Male	Female	% Male	% Female
< 1	26	35	4%	5%
1 -- 5	20	32	3%	4%
6 -- 12	67	98	9%	13%
13 -- 17	87	103	12%	14%
18 -- 59	77	121	11%	17%
60 ++	26	34	4%	5%
<b>Total</b>	<b>303</b>	<b>423</b>	<b>42%</b>	<b>58%</b>

NEEDS		FOREIGNERS														
First most urgent need:	<b>Food</b>	Foreigners among the IDPs in Site:	<b>None</b>													
Second most urgent need:	<b>Tapauline</b>	Households	<b>None</b>													
Third most urgent need:	<b>Kitchen utensils</b>	Individuals	<b>None</b>													
				<table border="1"> <thead> <tr> <th>Country</th> <th>Households</th> <th>Individuals</th> </tr> </thead> <tbody> <tr> <td>Mozambique</td> <td>None</td> <td>None</td> </tr> <tr> <td>Zimbabwe</td> <td>None</td> <td>None</td> </tr> <tr> <td>None</td> <td>None</td> <td>None</td> </tr> </tbody> </table>	Country	Households	Individuals	Mozambique	None	None	Zimbabwe	None	None	None	None	None
Country	Households	Individuals														
Mozambique	None	None														
Zimbabwe	None	None														
None	None	None														

VULNERABILITIES			
Number of pregnant women:	<b>82</b>	Number of persons with chronic diseases / serious medical conditions:	<b>0</b>
Number of breastfeeding mothers:	<b>33</b>	Number of separated children:	<b>0</b>
Number of persons with physical disabilities:	<b>11</b>	Number of orphaned children:	<b>112</b>
Number of persons with mental disabilities:	<b>0</b>	Number of child-headed households:	<b>0</b>
		Number of single-female-headed households:	<b>0</b>
		Number of single-male-headed households:	<b>0</b>

SHELTER		WASH	
Percentage of households living outside:	<b>25%</b>	Main source of drinking water:	<b>Tube well/Borehole</b>
Percentage of households living in tents:	<b>0%</b>	Percentage of IDPs who have enough drinking water:	<b>75%</b>
Percentage of households living in permanent shelters:	<b>75%</b>	Percentage of IDPs who have access to functioning bathing/shower facilities:	<b>0%</b>
Top one NFI need not accessible to IDPs:	<b>Items for sleeping (mats, blankets,...)</b>	Percentage of IDPs living in areas where open defecation is visible:	<b>0%</b>
Top two NFI need not accessible to IDPs:	<b>Cooking items (pots/pans)</b>	Percentage of IDPs living in areas where garbage is visible:	<b>25%</b>
Top three NFI need not accessible to IDPs:	<b>Soap/detergent for washing clothes</b>	Primary type of sanitation facilities:	<b>Pit latrine without slab / open pit</b>

FOOD		HEALTH	
Percentage of Households who had less than 3 meals per day in the past week:	<b>25%</b>	Distance from the nearest health facility:	<b>More than 30 minutes</b>
How people get access to the market?	<b>Walking</b>	Main reason preventing IDPs from accessing healthcare services:	<b>Nothing is preventing people</b>
Can people buy what they need at the market?	<b>Not most people</b>	Female healthcare workers available at the health facility:	<b>Yes</b>
Reason why most people cannot buy what they need at the market:	<b>Do not have enough money/Prices are too high</b>		

EDUCATION		PROTECTION	
Percentage of IDP children(3 - 5 years old) attending school:	<b>50%</b>	Is there security provided?	<b>Yes</b>
Percentage of IDP children(6 - 12 years old) attending school:	<b>75%</b>	Is there a threat of eviction?	<b>No</b>
Percentage of IDP children(13 - 17years old) attending school:	<b>0%</b>	Is there adequate lighting in the majority of communal points?	<b>25%</b>

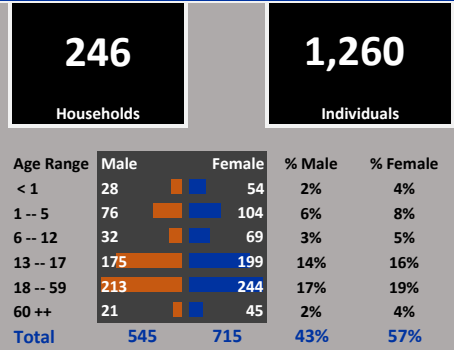
RETURN	
What is preventing the largest IDP group from returning home?	<b>Basic infrastructures damaged/flooded</b>

Survey Date: Friday, April 5, 2019

Site Location: 35.36, -16.3019

### Site Information

Site ID:	Ns_006	Site type:	Old school
Date site opened:	3/6/2019	Is there a Site Management Committee at the site?	None
Expected period of displacement:	More than 3 months	Is the Site Management Committee made up of community members?	None
District (site Location):	Nsanje	What type of organization is managing the site?	None
Is the site easily accessible?	Yes	Is there a Site Management Agency at the site?	No
Is the site safe and secure?	Yes	Is there a service provider contact list?	None
Traditional Area (site location):	Sc Mbenje		



NEEDS		FOREIGNERS														
First most urgent need:	<b>Food</b>	Foreigners among the IDPs in Site:	<b>None</b>													
Second most urgent need:	<b>Tapauline</b>	Households:	<b>None</b>													
Third most urgent need:	<b>Kitchen utensils</b>	Individuals:	<b>None</b>													
				<table border="1"> <thead> <tr> <th>Country</th> <th>Households</th> <th>Individuals</th> </tr> </thead> <tbody> <tr> <td>Mozambique</td> <td>None</td> <td>None</td> </tr> <tr> <td>Zimbabwe</td> <td>None</td> <td>None</td> </tr> <tr> <td>None</td> <td>None</td> <td>None</td> </tr> </tbody> </table>	Country	Households	Individuals	Mozambique	None	None	Zimbabwe	None	None	None	None	None
Country	Households	Individuals														
Mozambique	None	None														
Zimbabwe	None	None														
None	None	None														

VULNERABILITIES			
Number of pregnant women:	<b>16</b>	Number of persons with chronic diseases / serious medical conditions:	<b>0</b>
Number of breastfeeding mothers:	<b>132</b>	Number of separated children:	<b>0</b>
Number of persons with physical disabilities:	<b>10</b>	Number of orphaned children:	<b>0</b>
Number of persons with mental disabilities:	<b>1</b>	Number of child-headed households:	<b>0</b>
		Number of single-female-headed households:	<b>0</b>
		Number of single-male-headed households:	<b>0</b>

SHELTER		WASH	
Percentage of households living outside:	<b>25%</b>	Main source of drinking water:	<b>Unprotected dug well</b>
Percentage of households living in tents:	<b>75%</b>	Percentage of IDPs who have enough drinking water:	<b>25%</b>
Percentage of households living in permanent shelters:	<b>0%</b>	Percentage of IDPs who have access to functioning bathing/shower facilities:	<b>0%</b>
Top one NFI need not accessible to IDPs:	<b>Cooking items (pots/pans)</b>	Percentage of IDPs living in areas where open defecation is visible:	<b>0%</b>
Top two NFI need not accessible to IDPs:	<b>Mosquito nets</b>	Percentage of IDPs living in areas where garbage is visible:	<b>25%</b>
Top three NFI need not accessible to IDPs:	<b>Items for sleeping (mats, blankets,...)</b>	Primary type of sanitation facilities:	<b>Pit latrine without slab / open pit</b>

FOOD		HEALTH	
Percentage of Households who had less than 3 meals per day in the past week:	<b>25%</b>	Distance from the nearest health facility:	<b>More than 30 minutes</b>
How people get access to the market?	<b>Walking</b>	Main reason preventing IDPs from accessing healthcare services:	<b>people do not have the right documents</b>
Can people buy what they need at the market?	<b>Not most people</b>	Female healthcare workers available at the health facility:	<b>Yes</b>
Reason why most people cannot buy what they need at the market:	<b>Do not have enough money/Prices are too high</b>		

EDUCATION		PROTECTION	
Percentage of IDP children(3 - 5 years old) attending school:	<b>0%</b>	Is there security provided?	<b>Yes</b>
Percentage of IDP children(6 - 12 years old) attending school:	<b>75%</b>	Is there a threat of eviction?	<b>No</b>
Percentage of IDP children(13 - 17years old) attending school:	<b>75%</b>	Is there adequate lighting in the majority of communal points?	<b>0%</b>

RETURN	
What is preventing the largest IDP group from returning home?	<b>Basic infrastructures damaged/flooded</b>

Survey Date: Friday, April 5, 2019

Site Location: 35.1725, -16.515

Site Information			
Site ID:	Ns_030	Site type:	Community Center
Date site opened:	3/4/2019	Is there a Site Management Committee at the site?	None
Expected period of displacement:	Between 1 and 3 months	Is the Site Management Committee made up of community members?	None
District (site Location):	Nsanje	What type of organization is managing the site?	None
Is the site easily accessible?	Yes	Is there a Site Management Agency at the site?	No
Is the site safe and secure?	Yes	Is there a service provider contact list?	None
Traditional Area (site location):	Ta Tengani		

## 259

Households

## 987

Individuals

Age Range	Male	Female	% Male	% Female
< 1	28	31	3%	3%
1 -- 5	55	64	6%	6%
6 -- 12	89	103	9%	10%
13 -- 17	107	116	11%	12%
18 -- 59	165	199	17%	20%
60 ++	12	18	1%	2%
<b>Total</b>	<b>456</b>	<b>531</b>	<b>46%</b>	<b>54%</b>

NEEDS		FOREIGNERS														
First most urgent need:	Food	Foreigners among the IDPs in Site:	None													
Second most urgent need:	Kitchen utensils	Households	None													
Third most urgent need:	Beddings	Individuals	None													
				<table border="1"> <thead> <tr> <th>Country</th> <th>Households</th> <th>Individuals</th> </tr> </thead> <tbody> <tr> <td>Mozambique</td> <td>None</td> <td>None</td> </tr> <tr> <td>Zimbabwe</td> <td>None</td> <td>None</td> </tr> <tr> <td>None</td> <td>None</td> <td>None</td> </tr> </tbody> </table>	Country	Households	Individuals	Mozambique	None	None	Zimbabwe	None	None	None	None	None
Country	Households	Individuals														
Mozambique	None	None														
Zimbabwe	None	None														
None	None	None														

VULNERABILITIES			
Number of pregnant women:	10	Number of persons with chronic diseases / serious medical conditions:	0
Number of breastfeeding mothers:	52	Number of separated children:	0
Number of persons with physical disabilities:	7	Number of orphaned children:	0
Number of persons with mental disabilities:	0	Number of single-female-headed households:	0
		Number of single-male-headed households:	0

SHELTER		WASH	
Percentage of households living outside:	0%	Main source of drinking water:	Tube well/Borehole
Percentage of households living in tents:	25%	Percentage of IDPs who have enough drinking water:	75%
Percentage of households living in permanent shelters:	75%	Percentage of IDPs who have access to functioning bathing/shower facilities:	0%
Top one NFI need not accessible to IDPs:	Shoes and clothes	Percentage of IDPs living in areas where open defecation is visible:	75%
Top two NFI need not accessible to IDPs:	Soap/detergent for washing clothes	Percentage of IDPs living in areas where garbage is visible:	50%
Top three NFI need not accessible to IDPs:	Items for sleeping (mats, blankets,...)	Primary type of sanitation facilities:	Pit latrine without slab / open pit

FOOD		HEALTH	
Percentage of Households who had less than 3 meals per day in the past week:	25%	Distance from the nearest health facility:	More than 30 minutes
How people get access to the market?	Walking	Main reason preventing IDPs from accessing healthcare services:	Nothing is preventing people
Can people buy what they need at the market?	Not most people	Female healthcare workers available at the health facility:	Yes
Reason why most people cannot buy what they need at the market:	Do not have enough money/Prices are too high		

EDUCATION		PROTECTION	
Percentage of IDP children(3 - 5 years old) attending school:	50%	Is there security provided?	Yes
Percentage of IDP children(6 - 12 years old) attending school:	50%	Is there a threat of eviction?	No
Percentage of IDP children(13 - 17years old) attending school:	0%	Is there adequate lighting in the majority of communal points?	0%

RETURN	
What is preventing the largest IDP group from returning home?	House damaged/destroyed

Survey Date: Friday, April 5, 2019

Site Location: 35.1321, -16.4027

Site Information			
Site ID:	Ns_029	Site type:	Community Center
Date site opened:	3/14/2019	Is there a Site Management Committee at the site?	None
Expected period of displacement:	More than 3 months	Is the Site Management Committee made up of community members?	None
District (site Location):	Nsanje	What type of organization is managing the site?	None
Is the site easily accessible?	Yes	Is there a Site Management Agency at the site?	No
Is the site safe and secure?	Yes	Is there a service provider contact list?	None
Traditional Area (site location):	Ta Tengani		

65

Households

406

Individuals

Age Range	Male	Female	% Male	% Female
< 1	12	15	3%	4%
1 -- 5	17	21	4%	5%
6 -- 12	28	33	7%	8%
13 -- 17	44	67	11%	17%
18 -- 59	71	89	17%	22%
60 ++	3	6	1%	1%
<b>Total</b>	<b>175</b>	<b>231</b>	<b>43%</b>	<b>57%</b>

NEEDS		FOREIGNERS														
First most urgent need:	Food	Foreigners among the IDPs in Site:	None													
Second most urgent need:	Kitchen utensils	Households:	None													
Third most urgent need:	Beddings	Individuals:	None													
				<table border="1"> <thead> <tr> <th>Country</th> <th>Households</th> <th>Individuals</th> </tr> </thead> <tbody> <tr> <td>Mozambique</td> <td>None</td> <td>None</td> </tr> <tr> <td>Zimbabwe</td> <td>None</td> <td>None</td> </tr> <tr> <td>None</td> <td>None</td> <td>None</td> </tr> </tbody> </table>	Country	Households	Individuals	Mozambique	None	None	Zimbabwe	None	None	None	None	None
Country	Households	Individuals														
Mozambique	None	None														
Zimbabwe	None	None														
None	None	None														

VULNERABILITIES			
Number of pregnant women:	7	Number of persons with chronic diseases / serious medical conditions:	0
Number of breastfeeding mothers:	22	Number of separated children:	0
Number of persons with physical disabilities:	9	Number of orphaned children:	0
Number of persons with mental disabilities:	0	Number of child-headed households:	1
		Number of single-female-headed households:	20
		Number of single-male-headed households:	10

SHELTER		WASH	
Percentage of households living outside:	0%	Main source of drinking water:	Tube well/Borehole
Percentage of households living in tents:	25%	Percentage of IDPs who have enough drinking water:	50%
Percentage of households living in permanent shelters:	50%	Percentage of IDPs who have access to functioning bathing/shower facilities:	0%
Top one NFI need not accessible to IDPs:	Cooking items (pots/pans)	Percentage of IDPs living in areas where open defecation is visible:	50%
Top two NFI need not accessible to IDPs:	Mosquito nets	Percentage of IDPs living in areas where garbage is visible:	50%
Top three NFI need not accessible to IDPs:	Items for sleeping (mats, blankets,...)	Primary type of sanitation facilities:	Pit latrine with slab

FOOD		HEALTH	
Percentage of Households who had less than 3 meals per day in the past week:	25%	Distance from the nearest health facility:	More than 30 minutes
How people get access to the market?	Walking	Main reason preventing IDPs from accessing healthcare services:	Nothing is preventing people
Can people buy what they need at the market?	Not most people	Female healthcare workers available at the health facility:	Yes
Reason why most people cannot buy what they need at the market:	Do not have enough money/Prices are too high		

EDUCATION		PROTECTION	
Percentage of IDP children(3 - 5 years old) attending school:	75%	Is there security provided?	Yes
Percentage of IDP children(6 - 12 years old) attending school:	75%	Is there a threat of eviction?	No
Percentage of IDP children(13 - 17years old) attending school:	75%	Is there adequate lighting in the majority of communal points?	0%

RETURN	
What is preventing the largest IDP group from returning home?	Basic infrastructures damaged/flooded

Survey Date: Friday, April 5, 2019

Site Location: 35.923 , -16.3125

Site Information			
Site ID:	Ns_001	Site type:	School
Date site opened:	3/6/2019	Is there a Site Management Committee at the site?	None
Expected period of displacement:	Between 2 and 1 month	Is the Site Management Committee made up of community members?	None
District (site Location):	Nsanje	What type of organization is managing the site?	None
Is the site easily accessible?	Yes	Is there a Site Management Agency at the site?	No
Is the site safe and secure?	Yes	Is there a service provider contact list?	None
Traditional Area (site location):	Ta Mlolo		

**390**  
Households

**1,959**  
Individuals

Age Range	Male	Female	% Male	% Female
< 1	44	57	2%	3%
1 -- 5	97	136	5%	7%
6 -- 12	215	109	11%	6%
13 -- 17	316	421	16%	21%
18 -- 59	209	330	11%	17%
60 ++	15	10	1%	1%
<b>Total</b>	<b>896</b>	<b>1063</b>	<b>46%</b>	<b>54%</b>

NEEDS		FOREIGNERS		
First most urgent need:	Food	Foreigners among the IDPs in Site:	None	
Second most urgent need:	Kitchen utensils	Households	None	
Third most urgent need:	Water	Individuals	None	

VULNERABILITIES			
Number of pregnant women:	83	Number of persons with chronic diseases / serious medical conditions:	62
Number of breastfeeding mothers:	39	Number of separated children:	0
Number of persons with physical disabilities:	59	Number of orphaned children:	0
Number of persons with mental disabilities:	9	Number of child-headed households:	0
		Number of single-female-headed households:	7
		Number of single-male-headed households:	6

SHELTER		WASH	
Percentage of households living outside:	0%	Main source of drinking water:	Tube well/Borehole
Percentage of households living in tents:	50%	Percentage of IDPs who have enough drinking water:	50%
Percentage of households living in permanent shelters:	25%	Percentage of IDPs who have access to functioning bathing/shower facilities:	0%
Top one NFI need not accessible to IDPs:	Cooking items (pots/pans)	Percentage of IDPs living in areas where open defecation is visible:	75%
Top two NFI need not accessible to IDPs:	Mosquito nets	Percentage of IDPs living in areas where garbage is visible:	75%
Top three NFI need not accessible to IDPs:	Items for sleeping (mats, blankets,...)	Primary type of sanitation facilities:	Pit latrine with slab

FOOD		HEALTH	
Percentage of Households who had less than 3 meals per day in the past week:	25%	Distance from the nearest health facility:	More than 30 minutes
How people get access to the market?	Walking	Main reason preventing IDPs from accessing healthcare services:	Nothing is preventing people
Can people buy what they need at the market?	Not most people	Female healthcare workers available at the health facility:	Yes
Reason why most people cannot buy what they need at the market:	Do not have enough money/Prices are too high		

EDUCATION		PROTECTION	
Percentage of IDP children(3 - 5 years old) attending school:	0%	Is there security provided?	Yes
Percentage of IDP children(6 - 12 years old) attending school:	75%	Is there a threat of eviction?	Yes
Percentage of IDP children(13 - 17years old) attending school:	75%	Is there adequate lighting in the majority of communal points?	0%

RETURN	
What is preventing the largest IDP group from returning home?	Basic infrastructures damaged/flooded

Survey Date: Friday, April 5, 2019

Site Location: 35.1025, -16.3111

Site Information			
Site ID:	Ns_002	Site type:	Community Center
Date site opened:	3/6/2019	Is there a Site Management Committee at the site?	None
Expected period of displacement:	Between 1 and 3 months	Is the Site Management Committee made up of community members?	None
District (site Location):	Nsanje	What type of organization is managing the site?	None
Is the site easily accessible?	Yes	Is there a Site Management Agency at the site?	No
Is the site safe and secure?	Yes	Is there a service provider contact list?	None
Traditional Area (site location):	Ta Mlolo		

34

Households

173

Individuals

Age Range	Male	Female	% Male	% Female
< 1	2	1	1%	1%
1 -- 5	17	11	10%	6%
6 -- 12	20	22	12%	13%
13 -- 17	4	10	2%	6%
18 -- 59	41	42	24%	24%
60 ++	3	0	2%	0%
<b>Total</b>	<b>87</b>	<b>86</b>	<b>50%</b>	<b>50%</b>

NEEDS		FOREIGNERS														
First most urgent need:	Food	Foreigners among the IDPs in Site:	None													
Second most urgent need:	Farm inputs	Households	None													
Third most urgent need:	Tapauline	Individuals	None													
				<table border="1"> <thead> <tr> <th>Country</th> <th>Households</th> <th>Individuals</th> </tr> </thead> <tbody> <tr> <td>Mozambique</td> <td>None</td> <td>None</td> </tr> <tr> <td>Zimbabwe</td> <td>None</td> <td>None</td> </tr> <tr> <td>None</td> <td>None</td> <td>None</td> </tr> </tbody> </table>	Country	Households	Individuals	Mozambique	None	None	Zimbabwe	None	None	None	None	None
Country	Households	Individuals														
Mozambique	None	None														
Zimbabwe	None	None														
None	None	None														

VULNERABILITIES			
Number of pregnant women:	4	Number of persons with chronic diseases / serious medical conditions:	12
Number of breastfeeding mothers:	6	Number of separated children:	0
Number of persons with physical disabilities:	0	Number of orphaned children:	0
Number of persons with mental disabilities:	0	Number of child-headed households:	0
		Number of single-female-headed households:	10
		Number of single-male-headed households:	2

SHELTER		WASH	
Percentage of households living outside:	0%	Main source of drinking water:	Tube well/Borehole
Percentage of households living in tents:	25%	Percentage of IDPs who have enough drinking water:	25%
Percentage of households living in permanent shelters:	25%	Percentage of IDPs who have access to functioning bathing/shower facilities:	0%
Top one NFI need not accessible to IDPs:	Cooking items (pots/pans)	Percentage of IDPs living in areas where open defecation is visible:	25%
Top two NFI need not accessible to IDPs:	Mosquito nets	Percentage of IDPs living in areas where garbage is visible:	25%
Top three NFI need not accessible to IDPs:	Items for sleeping (mats, blankets,...)	Primary type of sanitation facilities:	Pit latrine with slab

FOOD		HEALTH	
Percentage of Households who had less than 3 meals per day in the past week:	25%	Distance from the nearest health facility:	Up to 30 minutes
How people get access to the market?	Walking	Main reason preventing IDPs from accessing healthcare services:	Nothing is preventing people
Can people buy what they need at the market?	Not most people	Female healthcare workers available at the health facility:	Yes
Reason why most people cannot buy what they need at the market:	Do not have enough money/Prices are too high		

EDUCATION		PROTECTION	
Percentage of IDP children(3 - 5 years old) attending school:	0%	Is there security provided?	Yes
Percentage of IDP children(6 - 12 years old) attending school:	75%	Is there a threat of eviction?	No
Percentage of IDP children(13 - 17years old) attending school:	75%	Is there adequate lighting in the majority of communal points?	0%

RETURN	
What is preventing the largest IDP group from returning home?	Basic infrastructures damaged/flooded

Survey Date: Saturday, April 6, 2019

Site Location: 35.955, -16.2539

Site Information			
Site ID:	Ns_007	Site type:	Community Center
Date site opened:	3/7/2019	Is there a Site Management Committee at the site?	None
Expected period of displacement:	More than 3 months	Is the Site Management Committee made up of community members?	None
District (site Location):	Nsanje	What type of organization is managing the site?	None
Is the site easily accessible?	Yes	Is there a Site Management Agency at the site?	No
Is the site safe and secure?	Yes	Is there a service provider contact list?	None
Traditional Area (site location):	Ta Mlolo		

**431**  
 Households

**2,265**  
 Individuals

Age Range	Male	Female	% Male	% Female
< 1	55	59	2%	3%
1 -- 5	131	141	6%	6%
6 -- 12	23	44	1%	2%
13 -- 17	30	32	1%	1%
18 -- 59	717	950	32%	42%
60 ++	24	59	1%	3%
<b>Total</b>	<b>980</b>	<b>1285</b>	<b>43%</b>	<b>57%</b>

NEEDS		FOREIGNERS		
First most urgent need:	<b>Food</b>	Foreigners among the IDPs in Site:	<b>None</b>	
Second most urgent need:	<b>Tapauline</b>	Households	<b>None</b>	
Third most urgent need:	<b>Kitchen utensils</b>	Individuals	<b>None</b>	

VULNERABILITIES			
Number of pregnant women:	135	Number of persons with chronic diseases / serious medical conditions:	0
Number of breastfeeding mothers:	154	Number of separated children:	0
Number of persons with physical disabilities:	8	Number of orphaned children:	0
Number of persons with mental disabilities:	0	Number of single-female-headed households:	0
		Number of child-headed households:	0
		Number of elderly persons:	10
		Number of single-male-headed households:	0

SHELTER		WASH	
Percentage of households living outside:	50%	Main source of drinking water:	Tube well/Borehole
Percentage of households living in tents:	0%	Percentage of IDPs who have enough drinking water:	50%
Percentage of households living in permanent shelters:	0%	Percentage of IDPs who have access to functioning bathing/shower facilities:	0%
Top one NFI need not accessible to IDPs:	Cooking items (pots/pans)	Percentage of IDPs living in areas where open defecation is visible:	25%
Top two NFI need not accessible to IDPs:	Soap/detergent for washing clothes	Percentage of IDPs living in areas where garbage is visible:	0%
Top three NFI need not accessible to IDPs:	Items for sleeping (mats, blankets,...)	Primary type of sanitation facilities:	Pit latrine with slab

FOOD		HEALTH	
Percentage of Households who had less than 3 meals per day in the past week:	25%	Distance from the nearest health facility:	Up to 30 minutes
How people get access to the market?	Walking	Main reason preventing IDPs from accessing healthcare services:	Nothing is preventing people
Can people buy what they need at the market?	Not most people	Female healthcare workers available at the health facility:	Yes
Reason why most people cannot buy what they need at the market:	Do not have enough money/Prices are too high		

EDUCATION		PROTECTION	
Percentage of IDP children(3 - 5 years old) attending school:	0%	Is there security provided?	Yes
Percentage of IDP children(6 - 12 years old) attending school:	50%	Is there a threat of eviction?	No
Percentage of IDP children(13 - 17years old) attending school:	50%	Is there adequate lighting in the majority of communal points?	0%

RETURN	
What is preventing the largest IDP group from returning home?	Basic infrastructures damaged/flooded

Survey Date: Monday, April 1, 2019

Site Location: 35.7588, -15.5819

Site Information			
Site ID:	Ph_022	Site type:	School
Date site opened:	3/8/2019	Is there a Site Management Committee at the site?	None
Expected period of displacement:	Between 1 and 3 months	Is the Site Management Committee made up of community members?	None
District (site Location):	Phalombe	What type of organization is managing the site?	None
Is the site easily accessible?	Yes	Is there a Site Management Agency at the site?	Yes
Is the site safe and secure?	Yes	Is there a service provider contact list?	None
Traditional Area (site location):	Ta Chiwalo		

188

Households

782

Individuals

Age Range	Male	Female	% Male	% Female
< 1	36	40	5%	5%
1 -- 5	57	60	7%	8%
6 -- 12	89	109	11%	14%
13 -- 17	41	54	5%	7%
18 -- 59	124	142	16%	18%
60 ++	6	24	1%	3%
<b>Total</b>	<b>353</b>	<b>429</b>	<b>45%</b>	<b>55%</b>

NEEDS		FOREIGNERS														
First most urgent need:	Housing	Foreigners among the IDPs in Site:	None													
Second most urgent need:	Food	Households	None													
Third most urgent need:	Cooking items	Individuals	None													
				<table border="1"> <thead> <tr> <th>Country</th> <th>Households</th> <th>Individuals</th> </tr> </thead> <tbody> <tr> <td>Mozambique</td> <td>None</td> <td>None</td> </tr> <tr> <td>Zimbabwe</td> <td>None</td> <td>None</td> </tr> <tr> <td>None</td> <td>None</td> <td>None</td> </tr> </tbody> </table>	Country	Households	Individuals	Mozambique	None	None	Zimbabwe	None	None	None	None	None
Country	Households	Individuals														
Mozambique	None	None														
Zimbabwe	None	None														
None	None	None														

VULNERABILITIES			
Number of pregnant women:	4	Number of persons with chronic diseases / serious medical conditions:	7
Number of breastfeeding mothers:	36	Number of separated children:	0
Number of persons with physical disabilities:	4	Number of orphaned children:	7
Number of persons with mental disabilities:	0	Number of child-headed households:	0
		Number of single-female-headed households:	37
		Number of single-male-headed households:	7

SHELTER		WASH	
Percentage of households living outside:	25%	Main source of drinking water:	Public tap/Standpipe
Percentage of households living in tents:	50%	Percentage of IDPs who have enough drinking water:	50%
Percentage of households living in permanent shelters:	25%	Percentage of IDPs who have access to functioning bathing/shower facilities:	50%
Top one NFI need not accessible to IDPs:	Hygiene products (for personal hygiene)	Percentage of IDPs living in areas where open defecation is visible:	0%
Top two NFI need not accessible to IDPs:	Soap/detergent for washing clothes	Percentage of IDPs living in areas where garbage is visible:	0%
Top three NFI need not accessible to IDPs:	Items for sleeping (mats, blankets,...)	Primary type of sanitation facilities:	Pit latrine with slab

FOOD		HEALTH	
Percentage of Households who had less than 3 meals per day in the past week:	25%	Distance from the nearest health facility:	More than 30 minutes
How people get access to the market?	Walking	Main reason preventing IDPs from accessing healthcare services:	There are no reachable health services
Can people buy what they need at the market?	No	Female healthcare workers available at the health facility:	Yes
Reason why most people cannot buy what they need at the market:	Do not have enough money/Prices are too high		

EDUCATION		PROTECTION	
Percentage of IDP children(3 - 5 years old) attending school:	100%	Is there security provided?	Yes
Percentage of IDP children(6 - 12 years old) attending school:	100%	Is there a threat of eviction?	No
Percentage of IDP children(13 - 17years old) attending school:	100%	Is there adequate lighting in the majority of communal points?	25%

RETURN	
What is preventing the largest IDP group from returning home?	House damaged/destroyed



Survey Date: Monday, April 1, 2019

Site Location: 35.7511, -15.6231

Site Information			
Site ID:	Ph_23	Site type:	School
Date site opened:	3/6/2019	Is there a Site Management Committee at the site?	None
Expected period of displacement:	Between 1 and 3 months	Is the Site Management Committee made up of community members?	None
District (site Location):	Phalombe	What type of organization is managing the site?	None
Is the site easily accessible?	Yes	Is there a Site Management Agency at the site?	Yes
Is the site safe and secure?	Yes	Is there a service provider contact list?	None
Traditional Area (site location):	Ta Chiwalo		

356

Households

1,438

Individuals

Age Range	Male	Female	% Male	% Female
< 1	90	109	6%	8%
1 -- 5	105	115	7%	8%
6 -- 12	135	138	9%	10%
13 -- 17	118	131	8%	9%
18 -- 59	144	223	10%	16%
60 ++	51	79	4%	5%
<b>Total</b>	<b>643</b>	<b>795</b>	<b>45%</b>	<b>55%</b>

NEEDS		FOREIGNERS														
First most urgent need:	Food	Foreigners among the IDPs in Site:	None													
Second most urgent need:	Shelter	Households:	None													
Third most urgent need:	Cooking materials	Individuals:	None													
				<table border="1"> <thead> <tr> <th>Country</th> <th>Households</th> <th>Individuals</th> </tr> </thead> <tbody> <tr> <td>Mozambique</td> <td>None</td> <td>None</td> </tr> <tr> <td>Zimbabwe</td> <td>None</td> <td>None</td> </tr> <tr> <td>None</td> <td>None</td> <td>None</td> </tr> </tbody> </table>	Country	Households	Individuals	Mozambique	None	None	Zimbabwe	None	None	None	None	None
Country	Households	Individuals														
Mozambique	None	None														
Zimbabwe	None	None														
None	None	None														

VULNERABILITIES			
Number of pregnant women:	8	Number of persons with chronic diseases / serious medical conditions:	30
Number of breastfeeding mothers:	45	Number of child-headed households:	0
Number of persons with physical disabilities:	16	Number of elderly persons:	15
Number of persons with mental disabilities:	0	Number of separated children:	0
		Number of orphaned children:	8
		Number of single-female-headed households:	45
		Number of single-male-headed households:	11

SHELTER		WASH	
Percentage of households living outside:	0%	Main source of drinking water:	Tube well/Borehole
Percentage of households living in tents:	100%	Percentage of IDPs who have enough drinking water:	50%
Percentage of households living in permanent shelters:	0%	Percentage of IDPs who have access to functioning bathing/shower facilities:	0%
Top one NFI need not accessible to IDPs:	Cooking items (pots/pans)	Percentage of IDPs living in areas where open defecation is visible:	50%
Top two NFI need not accessible to IDPs:	Soap/detergent for washing clothes	Percentage of IDPs living in areas where garbage is visible:	100%
Top three NFI need not accessible to IDPs:	Items for sleeping (mats, blankets,...)	Primary type of sanitation facilities:	Pit latrine with slab

FOOD		HEALTH	
Percentage of Households who had less than 3 meals per day in the past week:	50%	Distance from the nearest health facility:	More than 30 minutes
How people get access to the market?	Walking	Main reason preventing IDPs from accessing healthcare services:	There are no reachable health services
Can people buy what they need at the market?	Yes	Female healthcare workers available at the health facility:	Yes
Reason why most people cannot buy what they need at the market:	0		

EDUCATION		PROTECTION	
Percentage of IDP children(3 - 5 years old) attending school:	0%	Is there security provided?	Yes
Percentage of IDP children(6 - 12 years old) attending school:	0%	Is there a threat of eviction?	Yes
Percentage of IDP children(13 - 17years old) attending school:	100%	Is there adequate lighting in the majority of communal points?	50%

RETURN	
What is preventing the largest IDP group from returning home?	House damaged/destroyed

Survey Date: Tuesday, April 2, 2019

Site Location: 35.72432, -15.66736

Site Information			
Site ID:	Ph_024	Site type:	School
Date site opened:	3/7/2019	Is there a Site Management Committee at the site?	None
Expected period of displacement:	Between 2 and 1 month	Is the Site Management Committee made up of community members?	None
District (site Location):	Phalombe	What type of organization is managing the site?	None
Is the site easily accessible?	Yes	Is there a Site Management Agency at the site?	Yes
Is the site safe and secure?	Yes	Is there a service provider contact list?	None
Traditional Area (site location):	Ta Kaduya		

50

Households

392

Individuals

Age Range	Male	Female	% Male	% Female
< 1	6	6	2%	2%
1 -- 5	28	30	7%	8%
6 -- 12	95	87	24%	22%
13 -- 17	0	0	0%	0%
18 -- 59	36	92	9%	23%
60 ++	5	7	1%	2%
<b>Total</b>	<b>170</b>	<b>222</b>	<b>43%</b>	<b>57%</b>

NEEDS		FOREIGNERS														
First most urgent need:	Shelter (plastic sheets)	Foreigners among the IDPs in Site:	None													
Second most urgent need:	Food	Households	None													
Third most urgent need:	Household utensils	Individuals	None													
				<table border="1"> <thead> <tr> <th>Country</th> <th>Households</th> <th>Individuals</th> </tr> </thead> <tbody> <tr> <td>Mozambique</td> <td>None</td> <td>None</td> </tr> <tr> <td>Zimbabwe</td> <td>None</td> <td>None</td> </tr> <tr> <td>None</td> <td>None</td> <td>None</td> </tr> </tbody> </table>	Country	Households	Individuals	Mozambique	None	None	Zimbabwe	None	None	None	None	None
Country	Households	Individuals														
Mozambique	None	None														
Zimbabwe	None	None														
None	None	None														

VULNERABILITIES			
Number of pregnant women:	12	Number of persons with chronic diseases / serious medical conditions:	35
Number of breastfeeding mothers:	38	Number of separated children:	0
Number of persons with physical disabilities:	3	Number of orphaned children:	10
Number of persons with mental disabilities:	0	Number of child-headed households:	5
		Number of single-female-headed households:	24
		Number of single-male-headed households:	6

SHELTER		WASH	
Percentage of households living outside:	25%	Main source of drinking water:	Public tap/Standpipe
Percentage of households living in tents:	0%	Percentage of IDPs who have enough drinking water:	25%
Percentage of households living in permanent shelters:	75%	Percentage of IDPs who have access to functioning bathing/shower facilities:	25%
Top one NFI need not accessible to IDPs:	Cooking items (pots/pans)	Percentage of IDPs living in areas where open defecation is visible:	0%
Top two NFI need not accessible to IDPs:	Hygiene products (for personal hygiene)	Percentage of IDPs living in areas where garbage is visible:	0%
Top three NFI need not accessible to IDPs:	Items for sleeping (mats, blankets,...)	Primary type of sanitation facilities:	Pit latrine with slab

FOOD		HEALTH	
Percentage of Households who had less than 3 meals per day in the past week:	0%	Distance from the nearest health facility:	Up to 30 minutes
How people get access to the market?	Walking	Main reason preventing IDPs from accessing healthcare services:	Nothing is preventing people
Can people buy what they need at the market?	Yes	Female healthcare workers available at the health facility:	Yes
Reason why most people cannot buy what they need at the market:	0		

EDUCATION		PROTECTION	
Percentage of IDP children(3 - 5 years old) attending school:	75%	Is there security provided?	Yes
Percentage of IDP children(6 - 12 years old) attending school:	100%	Is there a threat of eviction?	Yes
Percentage of IDP children(13 - 17years old) attending school:	100%	Is there adequate lighting in the majority of communal points?	0%

RETURN	
What is preventing the largest IDP group from returning home?	House damaged/destroyed

Survey Date: Wednesday, April 3, 2019

Site Location: 35.7548, -15.6702

**Site Information**

Site ID:	Ph_025	Site type:	School
Date site opened:	3/5/2019	Is there a Site Management Committee at the site?	None
Expected period of displacement:	More than 3 months	Is the Site Management Committee made up of community members?	None
District (site Location):	Phalombe	What type of organization is managing the site?	None
Is the site easily accessible?	Yes	Is there a Site Management Agency at the site?	Yes
Is the site safe and secure?	Yes	Is there a service provider contact list?	None
Traditional Area (site location):	Ta Kaduya		

**58**

Households

**252**

Individuals

Age Range	Male	Female	% Male	% Female
< 1	3	7	1%	3%
1 -- 5	14	21	6%	8%
6 -- 12	7	13	3%	5%
13 -- 17	10	15	4%	6%
18 -- 59	63	90	25%	36%
60 ++	4	5	2%	2%
<b>Total</b>	<b>101</b>	<b>151</b>	<b>40%</b>	<b>60%</b>


**NEEDS**

First most urgent need:	<b>Food</b>
Second most urgent need:	<b>Medicine/cooking materials</b>
Third most urgent need:	<b>Shelter</b>


**FOREIGNERS**

Foreigners among the IDPs in Site:	<b>None</b>	<b>Country</b>	<b>Households</b>	<b>Individuals</b>
Households:	<b>None</b>	<b>Mozambique</b>	None	None
Individuals:	<b>None</b>	<b>Zimbabwe</b>	None	None
		<b>None</b>	None	None


**VULNERABILITIES**

Number of pregnant women:	5	Number of persons with chronic diseases / serious medical conditions:	4	Number of separated children:	0
Number of breastfeeding mothers:	12	Number of child-headed households:	0	Number of orphaned children:	8
Number of persons with physical disabilities:	2	Number of elderly persons:	9	Number of single-female-headed households:	18
Number of persons with mental disabilities:	1			Number of single-male-headed households:	4


**SHELTER**

Percentage of households living outside:	<b>0%</b>
Percentage of households living in tents:	<b>0%</b>
Percentage of households living in permanent shelters:	<b>100%</b>
Top one NFI need not accessible to IDPs:	<b>Items for sleeping (mats, blankets,...)</b>
Top two NFI need not accessible to IDPs:	<b>Mosquito nets</b>
Top three NFI need not accessible to IDPs:	<b>Cooking items (pots/pans)</b>


**WASH**

Main source of drinking water:	<b>Unprotected dug well</b>
Percentage of IDPs who have enough drinking water:	<b>50%</b>
Percentage of IDPs who have access to functioning bathing/shower facilities:	<b>25%</b>
Percentage of IDPs living in areas where open defecation is visible:	<b>25%</b>
Percentage of IDPs living in areas where garbage is visible:	<b>25%</b>
Primary type of sanitation facilities:	<b>Pit latrine with slab</b>


**FOOD**

Percentage of Households who had less than 3 meals per day in the past week:	<b>50%</b>
How people get access to the market?	<b>Walking</b>
Can people buy what they need at the market?	<b>Yes</b>
Reason why most people cannot buy what they need at the market:	<b>0</b>


**HEALTH**

Distance from the nearest health facility:	<b>More than 30 minutes</b>
Main reason preventing IDPs from accessing healthcare services:	<b>Health services are only accessible during part of the day or some day</b>
Female healthcare workers available at the health facility:	<b>Yes</b>


**EDUCATION**

Percentage of IDP children(3 - 5 years old) attending school:	<b>0%</b>
Percentage of IDP children(6 - 12 years old) attending school:	<b>75%</b>
Percentage of IDP children(13 - 17years old) attending school:	<b>100%</b>


**PROTECTION**

Is there security provided?	<b>Yes</b>
Is there a threat of eviction?	<b>Yes</b>
Is there adequate lighting in the majority of communal points?	<b>25%</b>


**RETURN**

What is preventing the largest IDP group from returning home?	<b>House damaged/destroyed</b>
---	--------------------------------

Survey Date: Tuesday, April 2, 2019

Site Location: 35.7946, -15.5901

Site Information			
Site ID:	Ph_026	Site type:	School
Date site opened:	3/7/2019	Is there a Site Management Committee at the site?	None
Expected period of displacement:	Between 1 and 3 months	Is the Site Management Committee made up of community members?	None
District (site Location):	Phalombe	What type of organization is managing the site?	None
Is the site easily accessible?	Yes	Is there a Site Management Agency at the site?	Yes
Is the site safe and secure?	Yes	Is there a service provider contact list?	None
Traditional Area (site location):	Ta Chiwalo		

## 152

Households

## 949

Individuals

Age Range	Male	Female	% Male	% Female
< 1	30	37	3%	4%
1 -- 5	40	42	4%	4%
6 -- 12	43	79	5%	8%
13 -- 17	127	161	13%	17%
18 -- 59	83	112	9%	12%
60 ++	83	112	9%	12%
<b>Total</b>	<b>406</b>	<b>543</b>	<b>43%</b>	<b>57%</b>

NEEDS		FOREIGNERS														
First most urgent need:	Food	Foreigners among the IDPs in Site:	None													
Second most urgent need:	Shelter	Households:	None													
Third most urgent need:	Clothes	Individuals:	None													
				<table border="1"> <thead> <tr> <th>Country</th> <th>Households</th> <th>Individuals</th> </tr> </thead> <tbody> <tr> <td>Mozambique</td> <td>None</td> <td>None</td> </tr> <tr> <td>Zimbabwe</td> <td>None</td> <td>None</td> </tr> <tr> <td>None</td> <td>None</td> <td>None</td> </tr> </tbody> </table>	Country	Households	Individuals	Mozambique	None	None	Zimbabwe	None	None	None	None	None
Country	Households	Individuals														
Mozambique	None	None														
Zimbabwe	None	None														
None	None	None														

VULNERABILITIES			
Number of pregnant women:	12	Number of persons with chronic diseases / serious medical conditions:	1
Number of breastfeeding mothers:	82	Number of child-headed households:	1
Number of persons with physical disabilities:	5	Number of elderly persons:	14
Number of persons with mental disabilities:	1	Number of separated children:	0
		Number of orphaned children:	3
		Number of single-female-headed households:	63
		Number of single-male-headed households:	32

SHELTER		WASH	
Percentage of households living outside:	50%	Main source of drinking water:	Piped water to yard/Plot
Percentage of households living in tents:	0%	Percentage of IDPs who have enough drinking water:	25%
Percentage of households living in permanent shelters:	50%	Percentage of IDPs who have access to functioning bathing/shower facilities:	25%
Top one NFI need not accessible to IDPs:	Items for sleeping (mats, blankets,...)	Percentage of IDPs living in areas where open defecation is visible:	25%
Top two NFI need not accessible to IDPs:	Soap/detergent for washing clothes	Percentage of IDPs living in areas where garbage is visible:	0%
Top three NFI need not accessible to IDPs:	Cooking items (pots/pans)	Primary type of sanitation facilities:	Pit latrine without slab / open pit

FOOD		HEALTH	
Percentage of Households who had less than 3 meals per day in the past week:	75%	Distance from the nearest health facility:	More than 30 minutes
How people get access to the market?	Walking	Main reason preventing IDPs from accessing healthcare services:	Nothing is preventing people
Can people buy what they need at the market?	Yes	Female healthcare workers available at the health facility:	Yes
Reason why most people cannot buy what they need at the market:	0		

EDUCATION		PROTECTION	
Percentage of IDP children(3 - 5 years old) attending school:	75%	Is there security provided?	Yes
Percentage of IDP children(6 - 12 years old) attending school:	75%	Is there a threat of eviction?	No
Percentage of IDP children(13 - 17years old) attending school:	100%	Is there adequate lighting in the majority of communal points?	25%

RETURN	
What is preventing the largest IDP group from returning home?	House damaged/destroyed

Survey Date: Wednesday, April 3, 2019

Site Location: 35.8086, -15.5701

Site Information			
Site ID:	Ph_027	Site type:	School
Date site opened:	3/7/2019	Is there a Site Management Committee at the site?	None
Expected period of displacement:	Between 1 and 3 months	Is the Site Management Committee made up of community members?	None
District (site Location):	Phalombe	What type of organization is managing the site?	None
Is the site easily accessible?	Yes	Is there a Site Management Agency at the site?	Yes
Is the site safe and secure?	Yes	Is there a service provider contact list?	None
Traditional Area (site location):	Ta Chiwalo		

134

Households

658

Individuals

Age Range	Male	Female	% Male	% Female
< 1	32	43	5%	7%
1 -- 5	96	58	15%	9%
6 -- 12	31	74	5%	11%
13 -- 17	23	34	3%	5%
18 -- 59	157	96	24%	15%
60 ++	9	5	1%	1%
<b>Total</b>	<b>348</b>	<b>310</b>	<b>53%</b>	<b>47%</b>

NEEDS		FOREIGNERS														
First most urgent need:	Food	Foreigners among the IDPs in Site:	None													
Second most urgent need:	Shelter	Households	None													
Third most urgent need:	Clothes and blankets	Individuals	None													
				<table border="1" style="font-size: 8px;"> <thead> <tr> <th>Country</th> <th>Households</th> <th>Individuals</th> </tr> </thead> <tbody> <tr> <td>Mozambique</td> <td>None</td> <td>None</td> </tr> <tr> <td>Zimbabwe</td> <td>None</td> <td>None</td> </tr> <tr> <td>None</td> <td>None</td> <td>None</td> </tr> </tbody> </table>	Country	Households	Individuals	Mozambique	None	None	Zimbabwe	None	None	None	None	None
Country	Households	Individuals														
Mozambique	None	None														
Zimbabwe	None	None														
None	None	None														

VULNERABILITIES			
Number of pregnant women:	2	Number of persons with chronic diseases / serious medical conditions:	1
Number of breastfeeding mothers:	15	Number of separated children:	4
Number of persons with physical disabilities:	4	Number of orphaned children:	12
Number of persons with mental disabilities:	1	Number of child-headed households:	2
		Number of single-female-headed households:	68
		Number of single-male-headed households:	4

SHELTER		WASH	
Percentage of households living outside:	25%	Main source of drinking water:	Tube well/Borehole
Percentage of households living in tents:	0%	Percentage of IDPs who have enough drinking water:	75%
Percentage of households living in permanent shelters:	75%	Percentage of IDPs who have access to functioning bathing/shower facilities:	25%
Top one NFI need not accessible to IDPs:	Items for sleeping (mats, blankets,...)	Percentage of IDPs living in areas where open defecation is visible:	0%
Top two NFI need not accessible to IDPs:	Mosquito nets	Percentage of IDPs living in areas where garbage is visible:	50%
Top three NFI need not accessible to IDPs:	0	Primary type of sanitation facilities:	Pit latrine with slab

FOOD		HEALTH	
Percentage of Households who had less than 3 meals per day in the past week:	25%	Distance from the nearest health facility:	More than 30 minutes
How people get access to the market?	Walking	Main reason preventing IDPs from accessing healthcare services:	There are no reachable health services
Can people buy what they need at the market?	Yes	Female healthcare workers available at the health facility:	Yes
Reason why most people cannot buy what they need at the market:	0		

EDUCATION		PROTECTION	
Percentage of IDP children(3 - 5 years old) attending school:	50%	Is there security provided?	Yes
Percentage of IDP children(6 - 12 years old) attending school:	75%	Is there a threat of eviction?	No
Percentage of IDP children(13 - 17years old) attending school:	100%	Is there adequate lighting in the majority of communal points?	25%

RETURN	
What is preventing the largest IDP group from returning home?	House damaged/destroyed

Survey Date: Wednesday, April 3, 2019

Site Location: 35.78429, -15.52927

Site Information			
Site ID:	Ph-028	Site type:	Hospital
Date site opened:	3/6/2019	Is there a Site Management Committee at the site?	None
Expected period of displacement:	More than 3 months	Is the Site Management Committee made up of community members?	None
District (site Location):	Phalombe	What type of organization is managing the site?	None
Is the site easily accessible?	Yes	Is there a Site Management Agency at the site?	Yes
Is the site safe and secure?	Yes	Is there a service provider contact list?	None
Traditional Area (site location):	Ta Chiwalo		

72

Households

356

Individuals

Age Range	Male	Female	% Male	% Female
< 1	13	17	4%	5%
1 -- 5	10	22	3%	6%
6 -- 12	37	65	10%	18%
13 -- 17	30	46	8%	13%
18 -- 59	34	49	10%	14%
60 ++	13	20	4%	6%
<b>Total</b>	<b>137</b>	<b>219</b>	<b>38%</b>	<b>62%</b>

NEEDS		FOREIGNERS														
First most urgent need:	<b>Food</b>	Foreigners among the IDPs in Site:	<b>None</b>													
Second most urgent need:	<b>Blankets</b>	Households:	<b>None</b>													
Third most urgent need:	<b>Household utensils</b>	Individuals:	<b>None</b>													
				<table border="1"> <thead> <tr> <th>Country</th> <th>Households</th> <th>Individuals</th> </tr> </thead> <tbody> <tr> <td>Mozambique</td> <td>None</td> <td>None</td> </tr> <tr> <td>Zimbabwe</td> <td>None</td> <td>None</td> </tr> <tr> <td>None</td> <td>None</td> <td>None</td> </tr> </tbody> </table>	Country	Households	Individuals	Mozambique	None	None	Zimbabwe	None	None	None	None	None
Country	Households	Individuals														
Mozambique	None	None														
Zimbabwe	None	None														
None	None	None														

VULNERABILITIES			
Number of pregnant women:	2	Number of persons with chronic diseases / serious medical conditions:	4
Number of breastfeeding mothers:	10	Number of separated children:	6
Number of persons with physical disabilities:	2	Number of orphaned children:	2
Number of persons with mental disabilities:	0	Number of child-headed households:	0
		Number of single-female-headed households:	24
		Number of single-male-headed households:	6
		Number of elderly persons:	5

SHELTER		WASH	
Percentage of households living outside:	75%	Main source of drinking water:	Public tap/Standpipe
Percentage of households living in tents:	0%	Percentage of IDPs who have enough drinking water:	25%
Percentage of households living in permanent shelters:	25%	Percentage of IDPs who have access to functioning bathing/shower facilities:	25%
Top one NFI need not accessible to IDPs:	Items for sleeping (mats, blankets,...)	Percentage of IDPs living in areas where open defecation is visible:	0%
Top two NFI need not accessible to IDPs:	Soap/detergent for washing clothes	Percentage of IDPs living in areas where garbage is visible:	0%
Top three NFI need not accessible to IDPs:	Cooking items (pots/pans)	Primary type of sanitation facilities:	Pit latrine with slab

FOOD		HEALTH	
Percentage of Households who had less than 3 meals per day in the past week:	0%	Distance from the nearest health facility:	More than 30 minutes
How people get access to the market?	Walking	Main reason preventing IDPs from accessing healthcare services:	No medicines available in healthcare center
Can people buy what they need at the market?	Yes	Female healthcare workers available at the health facility:	Yes
Reason why most people cannot buy what they need at the market:	0		

EDUCATION		PROTECTION	
Percentage of IDP children(3 - 5 years old) attending school:	25%	Is there security provided?	Yes
Percentage of IDP children(6 - 12 years old) attending school:	100%	Is there a threat of eviction?	No
Percentage of IDP children(13 - 17years old) attending school:	25%	Is there adequate lighting in the majority of communal points?	25%

RETURN	
What is preventing the largest IDP group from returning home?	House damaged/destroyed

Survey Date: Wednesday, April 3, 2019

Site Location: 35.7831, -15.5497

Site Information			
Site ID:	Ph-029	Site type:	Church
Date site opened:	4/6/2019	Is there a Site Management Committee at the site?	None
Expected period of displacement:	More than 3 months	Is the Site Management Committee made up of community members?	None
District (site Location):	Phalombe	What type of organization is managing the site?	None
Is the site easily accessible?	Yes	Is there a Site Management Agency at the site?	No
Is the site safe and secure?	Yes	Is there a service provider contact list?	None
Traditional Area (site location):	Ta Chiwalo		

79

Households

390

Individuals

Age Range	Male	Female	% Male	% Female
< 1	16	17	4%	4%
1 -- 5	23	35	6%	9%
6 -- 12	35	46	9%	12%
13 -- 17	30	62	8%	16%
18 -- 59	37	64	9%	16%
60 ++	9	16	2%	4%
<b>Total</b>	<b>150</b>	<b>240</b>	<b>38%</b>	<b>62%</b>

NEEDS		FOREIGNERS														
First most urgent need:	Shelter	Foreigners among the IDPs in Site:	None													
Second most urgent need:	Food	Households	None													
Third most urgent need:	Sleeping items	Individuals	None													
				<table border="1"> <thead> <tr> <th>Country</th> <th>Households</th> <th>Individuals</th> </tr> </thead> <tbody> <tr> <td>Mozambique</td> <td>None</td> <td>None</td> </tr> <tr> <td>Zimbabwe</td> <td>None</td> <td>None</td> </tr> <tr> <td>None</td> <td>None</td> <td>None</td> </tr> </tbody> </table>	Country	Households	Individuals	Mozambique	None	None	Zimbabwe	None	None	None	None	None
Country	Households	Individuals														
Mozambique	None	None														
Zimbabwe	None	None														
None	None	None														

VULNERABILITIES			
Number of pregnant women:	6	Number of persons with chronic diseases / serious medical conditions:	14
Number of breastfeeding mothers:	10	Number of child-headed households:	5
Number of persons with physical disabilities:	6	Number of elderly persons:	0
Number of persons with mental disabilities:	0	Number of separated children:	0
		Number of orphaned children:	0
		Number of single-female-headed households:	13
		Number of single-male-headed households:	0

SHELTER		WASH	
Percentage of households living outside:	50%	Main source of drinking water:	Tube well/Borehole
Percentage of households living in tents:	0%	Percentage of IDPs who have enough drinking water:	75%
Percentage of households living in permanent shelters:	0%	Percentage of IDPs who have access to functioning bathing/shower facilities:	25%
Top one NFI need not accessible to IDPs:	Items for sleeping (mats, blankets,...)	Percentage of IDPs living in areas where open defecation is visible:	0%
Top two NFI need not accessible to IDPs:	Soap/detergent for washing clothes	Percentage of IDPs living in areas where garbage is visible:	75%
Top three NFI need not accessible to IDPs:	Cooking items (pots/pans)	Primary type of sanitation facilities:	Pit latrine with slab

FOOD		HEALTH	
Percentage of Households who had less than 3 meals per day in the past week:	25%	Distance from the nearest health facility:	More than 30 minutes
How people get access to the market?	Walking	Main reason preventing IDPs from accessing healthcare services:	No medicines available in healthcare center
Can people buy what they need at the market?	Yes	Female healthcare workers available at the health facility:	Yes
Reason why most people cannot buy what they need at the market:	0		

EDUCATION		PROTECTION	
Percentage of IDP children(3 - 5 years old) attending school:	75%	Is there security provided?	Yes
Percentage of IDP children(6 - 12 years old) attending school:	75%	Is there a threat of eviction?	Yes
Percentage of IDP children(13 - 17years old) attending school:	75%	Is there adequate lighting in the majority of communal points?	0%

RETURN	
What is preventing the largest IDP group from returning home?	House damaged/destroyed

Survey Date: Thursday, April 4, 2019

Site Location: 35.585, -15.5758

Site Information			
Site ID:	Ph_008	Site type:	School
Date site opened:	3/8/2019	Is there a Site Management Committee at the site?	None
Expected period of displacement:	More than 3 months	Is the Site Management Committee made up of community members?	None
District (site Location):	Phalombe	What type of organization is managing the site?	None
Is the site easily accessible?	Yes	Is there a Site Management Agency at the site?	Yes
Is the site safe and secure?	Yes	Is there a service provider contact list?	None
Traditional Area (site location):	Ta Jenala		

**412**  
Households

**1,198**  
Individuals

Age Range	Male	Female	% Male	% Female
< 1	34	60	3%	5%
1 -- 5	53	54	4%	5%
6 -- 12	92	83	8%	7%
13 -- 17	103	52	9%	4%
18 -- 59	318	303	27%	25%
60 ++	19	27	2%	2%
<b>Total</b>	<b>619</b>	<b>579</b>	<b>52%</b>	<b>48%</b>

NEEDS		FOREIGNERS														
First most urgent need:	Food	Foreigners among the IDPs in Site:	None													
Second most urgent need:	Household utensils	Households:	None													
Third most urgent need:	Shelter	Individuals:	None													
				<table border="1"> <thead> <tr> <th>Country</th> <th>Households</th> <th>Individuals</th> </tr> </thead> <tbody> <tr> <td>Mozambique</td> <td>None</td> <td>None</td> </tr> <tr> <td>Zimbabwe</td> <td>None</td> <td>None</td> </tr> <tr> <td>None</td> <td>None</td> <td>None</td> </tr> </tbody> </table>	Country	Households	Individuals	Mozambique	None	None	Zimbabwe	None	None	None	None	None
Country	Households	Individuals														
Mozambique	None	None														
Zimbabwe	None	None														
None	None	None														

VULNERABILITIES			
Number of pregnant women:	9	Number of persons with chronic diseases / serious medical conditions:	0
Number of breastfeeding mothers:	18	Number of separated children:	0
Number of persons with physical disabilities:	10	Number of orphaned children:	0
Number of persons with mental disabilities:	0	Number of single-female-headed households:	0
		Number of single-male-headed households:	0
		Number of child-headed households:	0
		Number of elderly persons:	0

SHELTER		WASH	
Percentage of households living outside:	0%	Main source of drinking water:	Tube well/Borehole
Percentage of households living in tents:	0%	Percentage of IDPs who have enough drinking water:	50%
Percentage of households living in permanent shelters:	100%	Percentage of IDPs who have access to functioning bathing/shower facilities:	25%
Top one NFI need not accessible to IDPs:	Items for sleeping (mats, blankets,...)	Percentage of IDPs living in areas where open defecation is visible:	0%
Top two NFI need not accessible to IDPs:	Cooking items (pots/pans)	Percentage of IDPs living in areas where garbage is visible:	0%
Top three NFI need not accessible to IDPs:	Soap/detergent for washing clothes	Primary type of sanitation facilities:	Pit latrine with slab

FOOD		HEALTH	
Percentage of Households who had less than 3 meals per day in the past week:	0%	Distance from the nearest health facility:	More than 30 minutes
How people get access to the market?	Walking	Main reason preventing IDPs from accessing healthcare services:	Nothing is preventing people
Can people buy what they need at the market?	Yes	Female healthcare workers available at the health facility:	Yes
Reason why most people cannot buy what they need at the market:	0		

EDUCATION		PROTECTION	
Percentage of IDP children(3 - 5 years old) attending school:	0%	Is there security provided?	Yes
Percentage of IDP children(6 - 12 years old) attending school:	100%	Is there a threat of eviction?	No
Percentage of IDP children(13 - 17years old) attending school:	100%	Is there adequate lighting in the majority of communal points?	0%

RETURN	
What is preventing the largest IDP group from returning home?	House damaged/destroyed



Survey Date: Thursday, April 4, 2019

Site Location: 35.6256, -15.5349

Site Information			
Site ID:	Ph_002	Site type:	School
Date site opened:	3/6/2019	Is there a Site Management Committee at the site?	None
Expected period of displacement:	Between 1 and 3 months	Is the Site Management Committee made up of community members?	None
District (site Location):	Phalombe	What type of organization is managing the site?	None
Is the site easily accessible?	Yes	Is there a Site Management Agency at the site?	Yes
Is the site safe and secure?	Yes	Is there a service provider contact list?	None
Traditional Area (site location):	Ta Jenala		

## 460

Households

## 2,408

Individuals

Age Range	Male	Female	% Male	% Female
< 1	126	185	5%	8%
1 -- 5	7	15	0%	1%
6 -- 12	50	151	2%	6%
13 -- 17	69	139	3%	6%
18 -- 59	487	987	20%	41%
60 ++	88	104	4%	4%
<b>Total</b>	<b>827</b>	<b>1581</b>	<b>34%</b>	<b>66%</b>

NEEDS		FOREIGNERS		
First most urgent need:	Food	Foreigners among the IDPs in Site:	None	
Second most urgent need:	Shelter	Households	None	
Third most urgent need:	Household utensils	Individuals	None	

VULNERABILITIES			
Number of pregnant women:	165	Number of persons with chronic diseases / serious medical conditions:	1
Number of breastfeeding mothers:	333	Number of child-headed households:	0
Number of persons with physical disabilities:	1	Number of elderly persons:	0
Number of persons with mental disabilities:	1	Number of separated children:	0
		Number of orphaned children:	0
		Number of single-female-headed households:	0
		Number of single-male-headed households:	0

SHELTER		WASH	
Percentage of households living outside:	50%	Main source of drinking water:	Tube well/Borehole
Percentage of households living in tents:	50%	Percentage of IDPs who have enough drinking water:	100%
Percentage of households living in permanent shelters:	0%	Percentage of IDPs who have access to functioning bathing/shower facilities:	50%
Top one NFI need not accessible to IDPs:	Items for sleeping (mats, blankets,...)	Percentage of IDPs living in areas where open defecation is visible:	50%
Top two NFI need not accessible to IDPs:	Cooking items (pots/pans)	Percentage of IDPs living in areas where garbage is visible:	75%
Top three NFI need not accessible to IDPs:	Soap/detergent for washing clothes	Primary type of sanitation facilities:	Pit latrine with slab

FOOD		HEALTH	
Percentage of Households who had less than 3 meals per day in the past week:	0%	Distance from the nearest health facility:	More than 30 minutes
How people get access to the market?	Walking	Main reason preventing IDPs from accessing healthcare services:	Nothing is preventing people
Can people buy what they need at the market?	Not most people	Female healthcare workers available at the health facility:	Yes
Reason why most people cannot buy what they need at the market:	Do not have enough money/Prices are too high		

EDUCATION		PROTECTION	
Percentage of IDP children(3 - 5 years old) attending school:	100%	Is there security provided?	Yes
Percentage of IDP children(6 - 12 years old) attending school:	100%	Is there a threat of eviction?	No
Percentage of IDP children(13 - 17years old) attending school:	100%	Is there adequate lighting in the majority of communal points?	0%

RETURN	
What is preventing the largest IDP group from returning home?	House damaged/destroyed

Survey Date: Thursday, April 4, 2019

Site Location: 35.5626, -15.5628

Site Information			
Site ID:	Ph_007	Site type:	School
Date site opened:	3/7/2019	Is there a Site Management Committee at the site?	None
Expected period of displacement:	More than 3 months	Is the Site Management Committee made up of community members?	None
District (site Location):	Phalombe	What type of organization is managing the site?	None
Is the site easily accessible?	Yes	Is there a Site Management Agency at the site?	Yes
Is the site safe and secure?	Yes	Is there a service provider contact list?	None
Traditional Area (site location):	Ta Jenala		

**212**

Households

**816**

Individuals

Age Range	Male	Female	% Male	% Female
< 1	7	11	1%	1%
1 -- 5	11	16	1%	2%
6 -- 12	4	7	0%	1%
13 -- 17	12	26	1%	3%
18 -- 59	158	541	19%	66%
60 ++	6	17	1%	2%
<b>Total</b>	<b>198</b>	<b>618</b>	<b>24%</b>	<b>76%</b>

NEEDS		FOREIGNERS														
First most urgent need:	Food	Foreigners among the IDPs in Site:	None													
Second most urgent need:	Shelter	Households:	None													
Third most urgent need:	Clothes and blankets	Individuals:	None													
				<table border="1"> <thead> <tr> <th>Country</th> <th>Households</th> <th>Individuals</th> </tr> </thead> <tbody> <tr> <td>Mozambique</td> <td>None</td> <td>None</td> </tr> <tr> <td>Zimbabwe</td> <td>None</td> <td>None</td> </tr> <tr> <td>None</td> <td>None</td> <td>None</td> </tr> </tbody> </table>	Country	Households	Individuals	Mozambique	None	None	Zimbabwe	None	None	None	None	None
Country	Households	Individuals														
Mozambique	None	None														
Zimbabwe	None	None														
None	None	None														

VULNERABILITIES			
Number of pregnant women:	4	Number of persons with chronic diseases / serious medical conditions:	4
Number of breastfeeding mothers:	12	Number of separated children:	0
Number of persons with physical disabilities:	4	Number of orphaned children:	4
Number of persons with mental disabilities:	2	Number of child-headed households:	0
		Number of single-female-headed households:	13
		Number of single-male-headed households:	3

SHELTER		WASH	
Percentage of households living outside:	0%	Main source of drinking water:	Tube well/Borehole
Percentage of households living in tents:	75%	Percentage of IDPs who have enough drinking water:	50%
Percentage of households living in permanent shelters:	25%	Percentage of IDPs who have access to functioning bathing/shower facilities:	50%
Top one NFI need not accessible to IDPs:	Items for sleeping (mats, blankets,...)	Percentage of IDPs living in areas where open defecation is visible:	0%
Top two NFI need not accessible to IDPs:	Mosquito nets	Percentage of IDPs living in areas where garbage is visible:	50%
Top three NFI need not accessible to IDPs:	Cooking items (pots/pans)	Primary type of sanitation facilities:	Pit latrine with slab

FOOD		HEALTH	
Percentage of Households who had less than 3 meals per day in the past week:	50%	Distance from the nearest health facility:	Up to 30 minutes
How people get access to the market?	Walking	Main reason preventing IDPs from accessing healthcare services:	Nothing is preventing people
Can people buy what they need at the market?	Not most people	Female healthcare workers available at the health facility:	Yes
Reason why most people cannot buy what they need at the market:	Do not have enough money/Prices are too high		

EDUCATION		PROTECTION	
Percentage of IDP children(3 - 5 years old) attending school:	0%	Is there security provided?	Yes
Percentage of IDP children(6 - 12 years old) attending school:	75%	Is there a threat of eviction?	Do not know/No answer
Percentage of IDP children(13 - 17years old) attending school:	75%	Is there adequate lighting in the majority of communal points?	0%

RETURN	
What is preventing the largest IDP group from returning home?	House damaged/destroyed

Survey Date: Thursday, April 4, 2019

Site Location: 35.6392, -15.5727

Site Information			
Site ID:	Ph_003	Site type:	School
Date site opened:	3/6/2019	Is there a Site Management Committee at the site?	None
Expected period of displacement:	Between 1 and 2 weeks	Is the Site Management Committee made up of community members?	None
District (site Location):	Phalombe	What type of organization is managing the site?	None
Is the site easily accessible?	Yes	Is there a Site Management Agency at the site?	Yes
Is the site safe and secure?	Yes	Is there a service provider contact list?	None
Traditional Area (site location):	Ta Jenala		

**362**

Households

**1,530**

Individuals

Age Range	Male	Female	% Male	% Female
< 1	52	76	3%	5%
1 -- 5	86	97	6%	6%
6 -- 12	88	94	6%	6%
13 -- 17	80	102	5%	7%
18 -- 59	278	402	18%	26%
60 ++	70	105	5%	7%
<b>Total</b>	<b>654</b>	<b>876</b>	<b>43%</b>	<b>57%</b>

NEEDS		FOREIGNERS														
First most urgent need:	Food	Foreigners among the IDPs in Site:	None													
Second most urgent need:	Sleeping items	Households	None													
Third most urgent need:	Shelter	Individuals	None													
				<table border="1"> <thead> <tr> <th>Country</th> <th>Households</th> <th>Individuals</th> </tr> </thead> <tbody> <tr> <td>Mozambique</td> <td>None</td> <td>None</td> </tr> <tr> <td>Zimbabwe</td> <td>None</td> <td>None</td> </tr> <tr> <td>None</td> <td>None</td> <td>None</td> </tr> </tbody> </table>	Country	Households	Individuals	Mozambique	None	None	Zimbabwe	None	None	None	None	None
Country	Households	Individuals														
Mozambique	None	None														
Zimbabwe	None	None														
None	None	None														

VULNERABILITIES			
Number of pregnant women:	37	Number of persons with chronic diseases / serious medical conditions:	38
Number of breastfeeding mothers:	135	Number of separated children:	0
Number of persons with physical disabilities:	18	Number of orphaned children:	150
Number of persons with mental disabilities:	0	Number of child-headed households:	0
		Number of single-female-headed households:	32
		Number of single-male-headed households:	120

SHELTER		WASH	
Percentage of households living outside:	0%	Main source of drinking water:	Tube well/Borehole
Percentage of households living in tents:	0%	Percentage of IDPs who have enough drinking water:	25%
Percentage of households living in permanent shelters:	100%	Percentage of IDPs who have access to functioning bathing/shower facilities:	0%
Top one NFI need not accessible to IDPs:	Items for sleeping (mats, blankets,...)	Percentage of IDPs living in areas where open defecation is visible:	0%
Top two NFI need not accessible to IDPs:	Soap/detergent for washing clothes	Percentage of IDPs living in areas where garbage is visible:	0%
Top three NFI need not accessible to IDPs:	Cooking items (pots/pans)	Primary type of sanitation facilities:	Pit latrine without slab / open pit

FOOD		HEALTH	
Percentage of Households who had less than 3 meals per day in the past week:	0%	Distance from the nearest health facility:	More than 30 minutes
How people get access to the market?	Walking	Main reason preventing IDPs from accessing healthcare services:	Nothing is preventing people
Can people buy what they need at the market?	Not most people	Female healthcare workers available at the health facility:	Yes
Reason why most people cannot buy what they need at the market:	Do not have enough money/Prices are too high		

EDUCATION		PROTECTION	
Percentage of IDP children(3 - 5 years old) attending school:	0%	Is there security provided?	Yes
Percentage of IDP children(6 - 12 years old) attending school:	100%	Is there a threat of eviction?	No
Percentage of IDP children(13 - 17years old) attending school:	100%	Is there adequate lighting in the majority of communal points?	25%

RETURN	
What is preventing the largest IDP group from returning home?	House damaged/destroyed

Survey Date: Friday, April 5, 2019

Site Location: 35.8156, -15.8573

Site Information			
Site ID:	Ph_017	Site type:	Hospital
Date site opened:	3/6/2019	Is there a Site Management Committee at the site?	None
Expected period of displacement:	More than 3 months	Is the Site Management Committee made up of community members?	None
District (site Location):	Phalombe	What type of organization is managing the site?	None
Is the site easily accessible?	Yes	Is there a Site Management Agency at the site?	Yes
Is the site safe and secure?	Yes	Is there a service provider contact list?	None
Traditional Area (site location):	Ta Nkhulambe		

68

Households

213

Individuals

Age Range	Male	Female	% Male	% Female
< 1	5	6	2%	3%
1 -- 5	11	12	5%	6%
6 -- 12	4	5	2%	2%
13 -- 17	4	6	2%	3%
18 -- 59	48	50	23%	23%
60 ++	21	41	10%	19%
<b>Total</b>	<b>93</b>	<b>120</b>	<b>44%</b>	<b>56%</b>

NEEDS		FOREIGNERS		
First most urgent need:	Food	Foreigners among the IDPs in Site:	None	
Second most urgent need:	Shelter	Households	None	
Third most urgent need:	Cooking materials	Individuals	None	

VULNERABILITIES			
Number of pregnant women:	2	Number of persons with chronic diseases / serious medical conditions:	0
Number of breastfeeding mothers:	8	Number of child-headed households:	0
Number of persons with physical disabilities:	1	Number of elderly persons:	0
Number of persons with mental disabilities:	1	Number of separated children:	0
		Number of orphaned children:	0
		Number of single-female-headed households:	4
		Number of single-male-headed households:	2

SHELTER		WASH	
Percentage of households living outside:	0%	Main source of drinking water:	Tube well/Borehole
Percentage of households living in tents:	0%	Percentage of IDPs who have enough drinking water:	100%
Percentage of households living in permanent shelters:	100%	Percentage of IDPs who have access to functioning bathing/shower facilities:	0%
Top one NFI need not accessible to IDPs:	Soap/detergent for washing clothes	Percentage of IDPs living in areas where open defecation is visible:	0%
Top two NFI need not accessible to IDPs:	Cooking items (pots/pans)	Percentage of IDPs living in areas where garbage is visible:	50%
Top three NFI need not accessible to IDPs:	Items for sleeping (mats, blankets,...)	Primary type of sanitation facilities:	Pit latrine with slab

FOOD		HEALTH	
Percentage of Households who had less than 3 meals per day in the past week:	0%	Distance from the nearest health facility:	Up to 30 minutes
How people get access to the market?	Walking	Main reason preventing IDPs from accessing healthcare services:	Health services are only accessible during part of the day or some day
Can people buy what they need at the market?	No	Female healthcare workers available at the health facility:	Yes
Reason why most people cannot buy what they need at the market:	Do not have enough money/Prices are too high		

EDUCATION		PROTECTION	
Percentage of IDP children(3 - 5 years old) attending school:	75%	Is there security provided?	Yes
Percentage of IDP children(6 - 12 years old) attending school:	75%	Is there a threat of eviction?	No
Percentage of IDP children(13 - 17years old) attending school:	75%	Is there adequate lighting in the majority of communal points?	25%

RETURN	
What is preventing the largest IDP group from returning home?	House damaged/destroyed

Survey Date: Friday, April 5, 2019

Site Location: 35.792, -15.2847

**Site Information**

Site ID:	Ph_019	Site type:	Church
Date site opened:	3/6/2019	Is there a Site Management Committee at the site?	None
Expected period of displacement:	More than 3 months	Is the Site Management Committee made up of community members?	None
District (site Location):	Phalombe	What type of organization is managing the site?	None
Is the site easily accessible?	Yes	Is there a Site Management Agency at the site?	Yes
Is the site safe and secure?	Yes	Is there a service provider contact list?	None
Traditional Area (site location):	Ta Nkhulambe		

**75**

Households

**445**

Individuals

Age Range	Male	Female	% Male	% Female
< 1	7	9	2%	2%
1 -- 5	11	16	2%	4%
6 -- 12	42	60	9%	13%
13 -- 17	23	26	5%	6%
18 -- 59	69	174	16%	39%
60 ++	3	5	1%	1%
<b>Total</b>	<b>155</b>	<b>290</b>	<b>35%</b>	<b>65%</b>

NEEDS		FOREIGNERS														
First most urgent need:	Food	Foreigners among the IDPs in Site:	None													
Second most urgent need:	Shelter	Households:	None													
Third most urgent need:	Clothes and blankets	Individuals:	None													
				<table border="1"> <thead> <tr> <th>Country</th> <th>Households</th> <th>Individuals</th> </tr> </thead> <tbody> <tr> <td>Mozambique</td> <td>None</td> <td>None</td> </tr> <tr> <td>Zimbabwe</td> <td>None</td> <td>None</td> </tr> <tr> <td>None</td> <td>None</td> <td>None</td> </tr> </tbody> </table>	Country	Households	Individuals	Mozambique	None	None	Zimbabwe	None	None	None	None	None
Country	Households	Individuals														
Mozambique	None	None														
Zimbabwe	None	None														
None	None	None														

VULNERABILITIES			
Number of pregnant women:	5	Number of persons with chronic diseases / serious medical conditions:	15
Number of breastfeeding mothers:	15	Number of separated children:	0
Number of persons with physical disabilities:	4	Number of orphaned children:	7
Number of persons with mental disabilities:	0	Number of single-female-headed households:	8
		Number of child-headed households:	2
		Number of single-male-headed households:	5
		Number of elderly persons:	3

SHELTER		WASH	
Percentage of households living outside:	25%	Main source of drinking water:	Protected dug well
Percentage of households living in tents:	0%	Percentage of IDPs who have enough drinking water:	0%
Percentage of households living in permanent shelters:	75%	Percentage of IDPs who have access to functioning bathing/shower facilities:	0%
Top one NFI need not accessible to IDPs:	Cooking items (pots/pans)	Percentage of IDPs living in areas where open defecation is visible:	25%
Top two NFI need not accessible to IDPs:	Hygiene products (for personal hygiene)	Percentage of IDPs living in areas where garbage is visible:	50%
Top three NFI need not accessible to IDPs:	Soap/detergent for washing clothes	Primary type of sanitation facilities:	No facility / bush / field (aggregate/adapt to the context as needed)

FOOD		HEALTH	
Percentage of Households who had less than 3 meals per day in the past week:	75%	Distance from the nearest health facility:	More than 30 minutes
How people get access to the market?	Walking	Main reason preventing IDPs from accessing healthcare services:	Nothing is preventing people
Can people buy what they need at the market?	Not most people	Female healthcare workers available at the health facility:	No
Reason why most people cannot buy what they need at the market:	Do not have enough money/Prices are too high		

EDUCATION		PROTECTION	
Percentage of IDP children(3 - 5 years old) attending school:	0%	Is there security provided?	Yes
Percentage of IDP children(6 - 12 years old) attending school:	75%	Is there a threat of eviction?	No
Percentage of IDP children(13 - 17years old) attending school:	0%	Is there adequate lighting in the majority of communal points?	25%

RETURN	
What is preventing the largest IDP group from returning home?	House damaged/destroyed

Survey Date: Friday, April 5, 2019

Site Location: 35.7868, -15.8456

Site Information			
Site ID:	Ph_018	Site type:	Church
Date site opened:	3/6/2019	Is there a Site Management Committee at the site?	None
Expected period of displacement:	Between 1 and 3 months	Is the Site Management Committee made up of community members?	None
District (site Location):	Phalombe	What type of organization is managing the site?	None
Is the site easily accessible?	Yes	Is there a Site Management Agency at the site?	Yes
Is the site safe and secure?	Yes	Is there a service provider contact list?	None
Traditional Area (site location):	Ta Nkhulambe		

**83**  
Households

**319**  
Individuals

Age Range	Male	Female	% Male	% Female
< 1	5	3	2%	1%
1 -- 5	21	41	7%	13%
6 -- 12	12	13	4%	4%
13 -- 17	6	11	2%	3%
18 -- 59	94	100	29%	31%
60 ++	6	7	2%	2%
<b>Total</b>	<b>144</b>	<b>175</b>	<b>45%</b>	<b>55%</b>

NEEDS		FOREIGNERS														
First most urgent need:	<b>Food</b>	Foreigners among the IDPs in Site:	None													
Second most urgent need:	<b>Sleeping mats /blankets</b>	Households:	None													
Third most urgent need:	<b>Cooking items</b>	Individuals:	None													
				<table border="1"> <thead> <tr> <th>Country</th> <th>Households</th> <th>Individuals</th> </tr> </thead> <tbody> <tr> <td>Mozambique</td> <td>None</td> <td>None</td> </tr> <tr> <td>Zimbabwe</td> <td>None</td> <td>None</td> </tr> <tr> <td>None</td> <td>None</td> <td>None</td> </tr> </tbody> </table>	Country	Households	Individuals	Mozambique	None	None	Zimbabwe	None	None	None	None	None
Country	Households	Individuals														
Mozambique	None	None														
Zimbabwe	None	None														
None	None	None														

VULNERABILITIES			
Number of pregnant women:	6	Number of persons with chronic diseases / serious medical conditions:	4
Number of breastfeeding mothers:	26	Number of separated children:	0
Number of persons with physical disabilities:	4	Number of orphaned children:	9
Number of persons with mental disabilities:	1	Number of child-headed households:	1
		Number of single-female-headed households:	17
		Number of single-male-headed households:	3

SHELTER		WASH	
Percentage of households living outside:	25%	Main source of drinking water:	Tube well/Borehole
Percentage of households living in tents:	0%	Percentage of IDPs who have enough drinking water:	100%
Percentage of households living in permanent shelters:	75%	Percentage of IDPs who have access to functioning bathing/shower facilities:	0%
Top one NFI need not accessible to IDPs:	Cooking items (pots/pans)	Percentage of IDPs living in areas where open defecation is visible:	0%
Top two NFI need not accessible to IDPs:	Mosquito nets	Percentage of IDPs living in areas where garbage is visible:	0%
Top three NFI need not accessible to IDPs:	Items for sleeping (mats, blankets,...)	Primary type of sanitation facilities:	Pit latrine with slab

FOOD		HEALTH	
Percentage of Households who had less than 3 meals per day in the past week:	0%	Distance from the nearest health facility:	More than 30 minutes
How people get access to the market?	Walking	Main reason preventing IDPs from accessing healthcare services:	No medicines available in healthcare center
Can people buy what they need at the market?	Not most people	Female healthcare workers available at the health facility:	Yes
Reason why most people cannot buy what they need at the market:	Do not have enough money/Prices are too high		

EDUCATION		PROTECTION	
Percentage of IDP children(3 - 5 years old) attending school:	0%	Is there security provided?	Yes
Percentage of IDP children(6 - 12 years old) attending school:	100%	Is there a threat of eviction?	No
Percentage of IDP children(13 - 17years old) attending school:	75%	Is there adequate lighting in the majority of communal points?	25%

RETURN	
What is preventing the largest IDP group from returning home?	House damaged/destroyed

Survey Date: Friday, April 5, 2019

Site Location: 35.7735, -15.8663

Site Information				256 Households	450 Individuals
Site ID:	Ph_016	Site type:	School		
Date site opened:	3/5/2019	Is there a Site Management Committee at the site?	None		
Expected period of displacement:	More than 3 months	Is the Site Management Committee made up of community members?	None		
District (site Location):	Phalombe	What type of organization is managing the site?	None		
Is the site easily accessible?	Yes	Is there a Site Management Agency at the site?	Yes		
Is the site safe and secure?	Yes	Is there a service provider contact list?	None		
Traditional Area (site location):	Ta Nkhulambe				

Age Range	Male	Female	% Male	% Female
< 1	6	12	1%	3%
1 -- 5	14	25	3%	6%
6 -- 12	15	28	3%	6%
13 -- 17	16	28	4%	6%
18 -- 59	80	164	18%	36%
60 ++	23	39	5%	9%
<b>Total</b>	<b>154</b>	<b>296</b>	<b>34%</b>	<b>66%</b>

NEEDS		FOREIGNERS														
First most urgent need:	Food	Foreigners among the IDPs in Site:	None													
Second most urgent need:	Shelter	Households	None													
Third most urgent need:	Kitchen	Individuals	None													
				<table border="1"> <thead> <tr> <th>Country</th> <th>Households</th> <th>Individuals</th> </tr> </thead> <tbody> <tr> <td>Mozambique</td> <td>None</td> <td>None</td> </tr> <tr> <td>Zimbabwe</td> <td>None</td> <td>None</td> </tr> <tr> <td>None</td> <td>None</td> <td>None</td> </tr> </tbody> </table>	Country	Households	Individuals	Mozambique	None	None	Zimbabwe	None	None	None	None	None
Country	Households	Individuals														
Mozambique	None	None														
Zimbabwe	None	None														
None	None	None														

VULNERABILITIES			
Number of pregnant women:	10	Number of persons with chronic diseases / serious medical conditions:	5
Number of breastfeeding mothers:	16	Number of separated children:	0
Number of persons with physical disabilities:	2	Number of orphaned children:	0
Number of persons with mental disabilities:	3	Number of child-headed households:	15
		Number of single-female-headed households:	39
		Number of single-male-headed households:	16

SHELTER		WASH	
Percentage of households living outside:	0%	Main source of drinking water:	Tube well/Borehole
Percentage of households living in tents:	0%	Percentage of IDPs who have enough drinking water:	75%
Percentage of households living in permanent shelters:	75%	Percentage of IDPs who have access to functioning bathing/shower facilities:	0%
Top one NFI need not accessible to IDPs:	Cooking items (pots/pans)	Percentage of IDPs living in areas where open defecation is visible:	0%
Top two NFI need not accessible to IDPs:	Soap/detergent for washing clothes	Percentage of IDPs living in areas where garbage is visible:	25%
Top three NFI need not accessible to IDPs:	Items for sleeping (mats, blankets,...)	Primary type of sanitation facilities:	Pit latrine with slab

FOOD		HEALTH	
Percentage of Households who had less than 3 meals per day in the past week:	25%	Distance from the nearest health facility:	Up to 30 minutes
How people get access to the market?	Walking	Main reason preventing IDPs from accessing healthcare services:	Nothing is preventing people
Can people buy what they need at the market?	Yes	Female healthcare workers available at the health facility:	No
Reason why most people cannot buy what they need at the market:	0		

EDUCATION		PROTECTION	
Percentage of IDP children(3 - 5 years old) attending school:	25%	Is there security provided?	Yes
Percentage of IDP children(6 - 12 years old) attending school:	75%	Is there a threat of eviction?	Yes
Percentage of IDP children(13 - 17years old) attending school:	50%	Is there adequate lighting in the majority of communal points?	25%

RETURN	
What is preventing the largest IDP group from returning home?	House damaged/destroyed

Survey Date: Friday, April 5, 2019

Site Location: 35.69425, -15.51216

Site Information			
Site ID:	Ph_014	Site type:	School
Date site opened:	2/28/2019	Is there a Site Management Committee at the site?	None
Expected period of displacement:	Between 1 and 3 months	Is the Site Management Committee made up of community members?	None
District (site Location):	Phalombe	What type of organization is managing the site?	None
Is the site easily accessible?	Yes	Is there a Site Management Agency at the site?	Yes
Is the site safe and secure?	Yes	Is there a service provider contact list?	None
Traditional Area (site location):	Ta Jenala		

**814**  
Households

**2,310**  
Individuals

Age Range	Male	Female	% Male	% Female
< 1	19	29	1%	1%
1 -- 5	38	54	2%	2%
6 -- 12	21	29	1%	1%
13 -- 17	22	83	1%	4%
18 -- 59	824	1091	36%	47%
60 ++	41	59	2%	3%
<b>Total</b>	<b>965</b>	<b>1345</b>	<b>42%</b>	<b>58%</b>

NEEDS		FOREIGNERS														
First most urgent need:	Food	Foreigners among the IDPs in Site:	None													
Second most urgent need:	Shelter	Households	None													
Third most urgent need:	Cooking materials	Individuals	None													
				<table border="1"> <thead> <tr> <th>Country</th> <th>Households</th> <th>Individuals</th> </tr> </thead> <tbody> <tr> <td>Mozambique</td> <td>None</td> <td>None</td> </tr> <tr> <td>Zimbabwe</td> <td>None</td> <td>None</td> </tr> <tr> <td>None</td> <td>None</td> <td>None</td> </tr> </tbody> </table>	Country	Households	Individuals	Mozambique	None	None	Zimbabwe	None	None	None	None	None
Country	Households	Individuals														
Mozambique	None	None														
Zimbabwe	None	None														
None	None	None														

VULNERABILITIES			
Number of pregnant women:	52	Number of persons with chronic diseases / serious medical conditions:	48
Number of breastfeeding mothers:	48	Number of separated children:	3
Number of persons with physical disabilities:	7	Number of orphaned children:	2
Number of persons with mental disabilities:	1	Number of child-headed households:	2
		Number of single-female-headed households:	7
		Number of single-male-headed households:	7

SHELTER		WASH	
Percentage of households living outside:	100%	Main source of drinking water:	Tube well/Borehole
Percentage of households living in tents:	0%	Percentage of IDPs who have enough drinking water:	100%
Percentage of households living in permanent shelters:	0%	Percentage of IDPs who have access to functioning bathing/shower facilities:	0%
Top one NFI need not accessible to IDPs:	Closed containers to transport and /or store water	Percentage of IDPs living in areas where open defecation is visible:	50%
Top two NFI need not accessible to IDPs:	Hygiene products (for personal hygiene)	Percentage of IDPs living in areas where garbage is visible:	50%
Top three NFI need not accessible to IDPs:	Soap/detergent for washing clothes	Primary type of sanitation facilities:	Pit latrine with slab

FOOD		HEALTH	
Percentage of Households who had less than 3 meals per day in the past week:	25%	Distance from the nearest health facility:	More than 30 minutes
How people get access to the market?	Walking	Main reason preventing IDPs from accessing healthcare services:	Health services are only accessible during part of the day or some day
Can people buy what they need at the market?	Yes	Female healthcare workers available at the health facility:	Yes
Reason why most people cannot buy what they need at the market:	0		

EDUCATION		PROTECTION	
Percentage of IDP children(3 - 5 years old) attending school:	100%	Is there security provided?	Yes
Percentage of IDP children(6 - 12 years old) attending school:	100%	Is there a threat of eviction?	Yes
Percentage of IDP children(13 - 17years old) attending school:	75%	Is there adequate lighting in the majority of communal points?	25%

RETURN	
What is preventing the largest IDP group from returning home?	House damaged/destroyed



Survey Date: Friday, April 5, 2019

Site Location: 35.5288, -15.6448

Site Information			
Site ID:	Ph_011	Site type:	School
Date site opened:	3/6/2019	Is there a Site Management Committee at the site?	None
Expected period of displacement:	Between 1 and 3 months	Is the Site Management Committee made up of community members?	None
District (site Location):	Phalombe	What type of organization is managing the site?	None
Is the site easily accessible?	Yes	Is there a Site Management Agency at the site?	Yes
Is the site safe and secure?	Yes	Is there a service provider contact list?	None
Traditional Area (site location):	Ta Jenala		

178

Households

557

Individuals

Age Range	Male	Female	% Male	% Female
< 1	12	18	2%	3%
1 -- 5	18	26	3%	5%
6 -- 12	20	24	4%	4%
13 -- 17	58	69	10%	12%
18 -- 59	135	165	24%	30%
60 ++	1	11	0%	2%
<b>Total</b>	<b>244</b>	<b>313</b>	<b>44%</b>	<b>56%</b>

NEEDS		FOREIGNERS														
First most urgent need:	Food	Foreigners among the IDPs in Site:	None													
Second most urgent need:	Sleeping items	Households:	None													
Third most urgent need:	Clothes	Individuals:	None													
				<table border="1"> <thead> <tr> <th>Country</th> <th>Households</th> <th>Individuals</th> </tr> </thead> <tbody> <tr> <td>Mozambique</td> <td>None</td> <td>None</td> </tr> <tr> <td>Zimbabwe</td> <td>None</td> <td>None</td> </tr> <tr> <td>None</td> <td>None</td> <td>None</td> </tr> </tbody> </table>	Country	Households	Individuals	Mozambique	None	None	Zimbabwe	None	None	None	None	None
Country	Households	Individuals														
Mozambique	None	None														
Zimbabwe	None	None														
None	None	None														

VULNERABILITIES			
Number of pregnant women:	12	Number of persons with chronic diseases / serious medical conditions:	6
Number of breastfeeding mothers:	74	Number of separated children:	10
Number of persons with physical disabilities:	7	Number of orphaned children:	11
Number of persons with mental disabilities:	0	Number of child-headed households:	1
		Number of single-female-headed households:	119
		Number of single-male-headed households:	2

SHELTER		WASH	
Percentage of households living outside:	75%	Main source of drinking water:	Tube well/Borehole
Percentage of households living in tents:	0%	Percentage of IDPs who have enough drinking water:	75%
Percentage of households living in permanent shelters:	0%	Percentage of IDPs who have access to functioning bathing/shower facilities:	0%
Top one NFI need not accessible to IDPs:	Items for sleeping (mats, blankets,...)	Percentage of IDPs living in areas where open defecation is visible:	0%
Top two NFI need not accessible to IDPs:	Cooking items (pots/pans)	Percentage of IDPs living in areas where garbage is visible:	50%
Top three NFI need not accessible to IDPs:	Soap/detergent for washing clothes	Primary type of sanitation facilities:	Pit latrine with slab

FOOD		HEALTH	
Percentage of Households who had less than 3 meals per day in the past week:	50%	Distance from the nearest health facility:	More than 30 minutes
How people get access to the market?	Walking	Main reason preventing IDPs from accessing healthcare services:	There are no reachable health services
Can people buy what they need at the market?	Yes	Female healthcare workers available at the health facility:	Yes
Reason why most people cannot buy what they need at the market:	0		

EDUCATION		PROTECTION	
Percentage of IDP children(3 - 5 years old) attending school:	25%	Is there security provided?	Yes
Percentage of IDP children(6 - 12 years old) attending school:	75%	Is there a threat of eviction?	Yes
Percentage of IDP children(13 - 17years old) attending school:	75%	Is there adequate lighting in the majority of communal points?	0%

RETURN	
What is preventing the largest IDP group from returning home?	House damaged/destroyed

Survey Date: Friday, April 5, 2019

Site Location: 35.6371, -15.5004

Site Information			
Site ID:	Ph_006	Site type:	School
Date site opened:	3/6/2019	Is there a Site Management Committee at the site?	None
Expected period of displacement:	More than 3 months	Is the Site Management Committee made up of community members?	None
District (site Location):	Phalombe	What type of organization is managing the site?	None
Is the site easily accessible?	Yes	Is there a Site Management Agency at the site?	Yes
Is the site safe and secure?	Yes	Is there a service provider contact list?	None
Traditional Area (site location):	Ta Jenala		

## 288

Households

## 2,955

Individuals

Age Range	Male	Female	% Male	% Female
< 1	89	143	3%	5%
1 -- 5	171	181	6%	6%
6 -- 12	359	605	12%	20%
13 -- 17	244	322	8%	11%
18 -- 59	106	664	4%	22%
60 ++	31	40	1%	1%
<b>Total</b>	<b>1000</b>	<b>1955</b>	<b>34%</b>	<b>66%</b>

NEEDS		FOREIGNERS														
First most urgent need:	Food	Foreigners among the IDPs in Site:	None													
Second most urgent need:	House utensils	Households	None													
Third most urgent need:	Shelter	Individuals	None													
				<table border="1"> <thead> <tr> <th>Country</th> <th>Households</th> <th>Individuals</th> </tr> </thead> <tbody> <tr> <td>Mozambique</td> <td>None</td> <td>None</td> </tr> <tr> <td>Zimbabwe</td> <td>None</td> <td>None</td> </tr> <tr> <td>None</td> <td>None</td> <td>None</td> </tr> </tbody> </table>	Country	Households	Individuals	Mozambique	None	None	Zimbabwe	None	None	None	None	None
Country	Households	Individuals														
Mozambique	None	None														
Zimbabwe	None	None														
None	None	None														

VULNERABILITIES			
Number of pregnant women:	60	Number of persons with chronic diseases / serious medical conditions:	97
Number of breastfeeding mothers:	56	Number of separated children:	0
Number of persons with physical disabilities:	9	Number of orphaned children:	63
Number of persons with mental disabilities:	6	Number of child-headed households:	1
		Number of single-female-headed households:	72
		Number of single-male-headed households:	3

SHELTER		WASH	
Percentage of households living outside:	25%	Main source of drinking water:	Tube well/Borehole
Percentage of households living in tents:	0%	Percentage of IDPs who have enough drinking water:	100%
Percentage of households living in permanent shelters:	50%	Percentage of IDPs who have access to functioning bathing/shower facilities:	0%
Top one NFI need not accessible to IDPs:	Items for sleeping (mats, blankets,...)	Percentage of IDPs living in areas where open defecation is visible:	0%
Top two NFI need not accessible to IDPs:	Cooking items (pots/pans)	Percentage of IDPs living in areas where garbage is visible:	0%
Top three NFI need not accessible to IDPs:	Soap/detergent for washing clothes	Primary type of sanitation facilities:	Pit latrine with slab

FOOD		HEALTH	
Percentage of Households who had less than 3 meals per day in the past week:	25%	Distance from the nearest health facility:	There is no reachable health facility
How people get access to the market?	Walking	Main reason preventing IDPs from accessing healthcare services:	There are no reachable health services
Can people buy what they need at the market?	Yes	Female healthcare workers available at the health facility:	Yes
Reason why most people cannot buy what they need at the market:	0		

EDUCATION		PROTECTION	
Percentage of IDP children(3 - 5 years old) attending school:	0%	Is there security provided?	Yes
Percentage of IDP children(6 - 12 years old) attending school:	100%	Is there a threat of eviction?	No
Percentage of IDP children(13 - 17years old) attending school:	100%	Is there adequate lighting in the majority of communal points?	50%

RETURN	
What is preventing the largest IDP group from returning home?	House damaged/destroyed

Survey Date: Friday, April 5, 2019

Site Location: 35.632, -15.503

Site Information			
Site ID:	Ph_004	Site type:	Church
Date site opened:	3/7/2019	Is there a Site Management Committee at the site?	None
Expected period of displacement:	More than 3 months	Is the Site Management Committee made up of community members?	None
District (site Location):	Phalombe	What type of organization is managing the site?	None
Is the site easily accessible?	Yes	Is there a Site Management Agency at the site?	Yes
Is the site safe and secure?	Yes	Is there a service provider contact list?	None
Traditional Area (site location):	Ta Jenala		

**40**

Households

**140**

Individuals

Age Range	Male	Female	% Male	% Female
< 1	1	0	1%	0%
1 -- 5	4	14	3%	10%
6 -- 12	9	21	6%	15%
13 -- 17	3	8	2%	6%
18 -- 59	40	37	29%	26%
60 ++	1	2	1%	1%
<b>Total</b>	<b>58</b>	<b>82</b>	<b>41%</b>	<b>59%</b>

NEEDS		FOREIGNERS														
First most urgent need:	Food	Foreigners among the IDPs in Site:	None													
Second most urgent need:	Shelter	Households	None													
Third most urgent need:	Blankets /clothes	Individuals	None													
				<table border="1"> <thead> <tr> <th>Country</th> <th>Households</th> <th>Individuals</th> </tr> </thead> <tbody> <tr> <td>Mozambique</td> <td>None</td> <td>None</td> </tr> <tr> <td>Zimbabwe</td> <td>None</td> <td>None</td> </tr> <tr> <td>None</td> <td>None</td> <td>None</td> </tr> </tbody> </table>	Country	Households	Individuals	Mozambique	None	None	Zimbabwe	None	None	None	None	None
Country	Households	Individuals														
Mozambique	None	None														
Zimbabwe	None	None														
None	None	None														

VULNERABILITIES			
Number of pregnant women:	1	Number of persons with chronic diseases / serious medical conditions:	1
Number of breastfeeding mothers:	10	Number of separated children:	0
Number of persons with physical disabilities:	0	Number of orphaned children:	2
Number of persons with mental disabilities:	0	Number of child-headed households:	0
		Number of single-female-headed households:	0
		Number of single-male-headed households:	0
		Number of elderly persons:	0

SHELTER		WASH	
Percentage of households living outside:	0%	Main source of drinking water:	Tube well/Borehole
Percentage of households living in tents:	0%	Percentage of IDPs who have enough drinking water:	100%
Percentage of households living in permanent shelters:	100%	Percentage of IDPs who have access to functioning bathing/shower facilities:	0%
Top one NFI need not accessible to IDPs:	Shoes and clothes	Percentage of IDPs living in areas where open defecation is visible:	0%
Top two NFI need not accessible to IDPs:	Cooking items (pots/pans)	Percentage of IDPs living in areas where garbage is visible:	50%
Top three NFI need not accessible to IDPs:	Items for sleeping (mats, blankets,...)	Primary type of sanitation facilities:	No facility / bush / field (aggregate/adapt to the context as needed)

FOOD		HEALTH	
Percentage of Households who had less than 3 meals per day in the past week:	25%	Distance from the nearest health facility:	More than 30 minutes
How people get access to the market?	Walking	Main reason preventing IDPs from accessing healthcare services:	There are no reachable health services
Can people buy what they need at the market?	Yes	Female healthcare workers available at the health facility:	Yes
Reason why most people cannot buy what they need at the market:	0		

EDUCATION		PROTECTION	
Percentage of IDP children(3 - 5 years old) attending school:	0%	Is there security provided?	Yes
Percentage of IDP children(6 - 12 years old) attending school:	75%	Is there a threat of eviction?	Yes
Percentage of IDP children(13 - 17years old) attending school:	75%	Is there adequate lighting in the majority of communal points?	25%

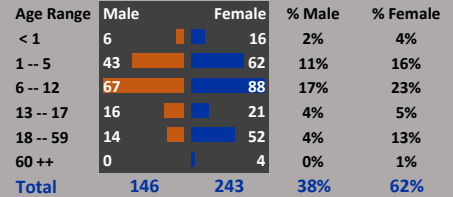
RETURN	
What is preventing the largest IDP group from returning home?	House damaged/destroyed

Survey Date: Tuesday, April 2, 2019

Site Location: 35.35269, -15.60476

### Site Information

Site ID:	ZO_001	Site type:	School
Date site opened:	3/6/2019	Is there a Site Management Committee at the site?	None
Expected period of displacement:	Between 1 and 3 months	Is the Site Management Committee made up of community members?	None
District (site Location):	Zomba	What type of organization is managing the site?	None
Is the site easily accessible?	Yes	Is there a Site Management Agency at the site?	No
Is the site safe and secure?	Yes	Is there a service provider contact list?	None
Traditional Area (site location):	Sc Mbiza		



NEEDS		FOREIGNERS														
First most urgent need:	Food	Foreigners among the IDPs in Site:	None													
Second most urgent need:	Tent	Households:	None													
Third most urgent need:	Blankets	Individuals:	None													
				<table border="1"> <thead> <tr> <th>Country</th> <th>Households</th> <th>Individuals</th> </tr> </thead> <tbody> <tr> <td>Mozambique</td> <td>None</td> <td>None</td> </tr> <tr> <td>Zimbabwe</td> <td>None</td> <td>None</td> </tr> <tr> <td>None</td> <td>None</td> <td>None</td> </tr> </tbody> </table>	Country	Households	Individuals	Mozambique	None	None	Zimbabwe	None	None	None	None	None
Country	Households	Individuals														
Mozambique	None	None														
Zimbabwe	None	None														
None	None	None														

VULNERABILITIES			
Number of pregnant women:	12	Number of persons with chronic diseases / serious medical conditions:	25
Number of breastfeeding mothers:	47	Number of separated children:	0
Number of persons with physical disabilities:	11	Number of orphaned children:	11
Number of persons with mental disabilities:	4	Number of child-headed households:	0
		Number of single-female-headed households:	33
		Number of single-male-headed households:	5

SHELTER		WASH	
Percentage of households living outside:	0%	Main source of drinking water:	Unprotected spring
Percentage of households living in tents:	0%	Percentage of IDPs who have enough drinking water:	100%
Percentage of households living in permanent shelters:	100%	Percentage of IDPs who have access to functioning bathing/shower facilities:	50%
Top one NFI need not accessible to IDPs:	Mosquito nets	Percentage of IDPs living in areas where open defecation is visible:	75%
Top two NFI need not accessible to IDPs:	Items for sleeping (mats, blankets,...)	Percentage of IDPs living in areas where garbage is visible:	100%
Top three NFI need not accessible to IDPs:	Soap/detergent for washing clothes	Primary type of sanitation facilities:	Pit latrine with slab

FOOD		HEALTH	
Percentage of Households who had less than 3 meals per day in the past week:	25%	Distance from the nearest health facility:	More than 30 minutes
How people get access to the market?	Walking	Main reason preventing IDPs from accessing healthcare services:	Cost/Money
Can people buy what they need at the market?	Not most people	Female healthcare workers available at the health facility:	Yes
Reason why most people cannot buy what they need at the market:	Do not have enough money/Prices are too high		

EDUCATION		PROTECTION	
Percentage of IDP children(3 - 5 years old) attending school:	75%	Is there security provided?	No
Percentage of IDP children(6 - 12 years old) attending school:	75%	Is there a threat of eviction?	No
Percentage of IDP children(13 - 17years old) attending school:	75%	Is there adequate lighting in the majority of communal points?	0%

RETURN	
What is preventing the largest IDP group from returning home?	House damaged/destroyed

Survey Date: Tuesday, April 2, 2019

Site Location: 35.377, -15.5957

**Site Information**

Site ID:	ZO_002	Site type:	School
Date site opened:	3/7/2019	Is there a Site Management Committee at the site?	None
Expected period of displacement:	Between 1 and 3 months	Is the Site Management Committee made up of community members?	None
District (site Location):	Zomba	What type of organization is managing the site?	None
Is the site easily accessible?	Yes	Is there a Site Management Agency at the site?	No
Is the site safe and secure?	Yes	Is there a service provider contact list?	None
Traditional Area (site location):	Sc Mbiza		

**66**

Households

**345**

Individuals

Age Range	Male	Female	% Male	% Female
< 1	3	4	1%	1%
1 -- 5	12	17	3%	5%
6 -- 12	54	46	16%	13%
13 -- 17	51	46	15%	13%
18 -- 59	39	66	11%	19%
60 ++	2	5	1%	1%
<b>Total</b>	<b>161</b>	<b>184</b>	<b>47%</b>	<b>53%</b>

NEEDS		FOREIGNERS														
First most urgent need:	<b>Food</b>	Foreigners among the IDPs in Site:	<b>None</b>													
Second most urgent need:	<b>Tents/sleeping items</b>	Households:	<b>None</b>													
Third most urgent need:	<b>Kitchen items</b>	Individuals:	<b>None</b>													
				<table border="1"> <thead> <tr> <th>Country</th> <th>Households</th> <th>Individuals</th> </tr> </thead> <tbody> <tr> <td>Mozambique</td> <td>None</td> <td>None</td> </tr> <tr> <td>Zimbabwe</td> <td>None</td> <td>None</td> </tr> <tr> <td>None</td> <td>None</td> <td>None</td> </tr> </tbody> </table>	Country	Households	Individuals	Mozambique	None	None	Zimbabwe	None	None	None	None	None
Country	Households	Individuals														
Mozambique	None	None														
Zimbabwe	None	None														
None	None	None														

VULNERABILITIES			
Number of pregnant women:	<b>8</b>	Number of persons with chronic diseases / serious medical conditions:	<b>19</b>
Number of breastfeeding mothers:	<b>13</b>	Number of separated children:	<b>0</b>
Number of persons with physical disabilities:	<b>35</b>	Number of orphaned children:	<b>1</b>
Number of persons with mental disabilities:	<b>0</b>	Number of child-headed households:	<b>0</b>
		Number of single-female-headed households:	<b>14</b>
		Number of single-male-headed households:	<b>1</b>

SHELTER		WASH	
Percentage of households living outside:	<b>0%</b>	Main source of drinking water:	<b>Tube well/Borehole</b>
Percentage of households living in tents:	<b>0%</b>	Percentage of IDPs who have enough drinking water:	<b>100%</b>
Percentage of households living in permanent shelters:	<b>100%</b>	Percentage of IDPs who have access to functioning bathing/shower facilities:	<b>25%</b>
Top one NFI need not accessible to IDPs:	<b>Shoes and clothes</b>	Percentage of IDPs living in areas where open defecation is visible:	<b>0%</b>
Top two NFI need not accessible to IDPs:	<b>Soap/detergent for washing clothes</b>	Percentage of IDPs living in areas where garbage is visible:	<b>0%</b>
Top three NFI need not accessible to IDPs:	<b>Items for sleeping (mats, blankets,...)</b>	Primary type of sanitation facilities:	<b>Pit latrine with slab</b>

FOOD		HEALTH	
Percentage of Households who had less than 3 meals per day in the past week:	<b>100%</b>	Distance from the nearest health facility:	<b>There is no reachable health facility</b>
How people get access to the market?	<b>Walking</b>	Main reason preventing IDPs from accessing healthcare services:	<b>Cost/Money</b>
Can people buy what they need at the market?	<b>Not most people</b>	Female healthcare workers available at the health facility:	<b>Yes</b>
Reason why most people cannot buy what they need at the market:	<b>Do not have enough money/Prices are too high</b>		

EDUCATION		PROTECTION	
Percentage of IDP children(3 - 5 years old) attending school:	<b>100%</b>	Is there security provided?	<b>No</b>
Percentage of IDP children(6 - 12 years old) attending school:	<b>100%</b>	Is there a threat of eviction?	<b>No</b>
Percentage of IDP children(13 - 17years old) attending school:	<b>100%</b>	Is there adequate lighting in the majority of communal points?	<b>0%</b>

RETURN	
What is preventing the largest IDP group from returning home?	<b>House damaged/destroyed</b>

Survey Date: Saturday, March 30, 2019

Site Location: 35.3926, -15.6142

Site Information			
Site ID:	ZO_003	Site type:	School
Date site opened:	3/6/2019	Is there a Site Management Committee at the site?	None
Expected period of displacement:	Between 1 and 3 months	Is the Site Management Committee made up of community members?	None
District (site Location):	Zomba	What type of organization is managing the site?	None
Is the site easily accessible?	Yes	Is there a Site Management Agency at the site?	Yes
Is the site safe and secure?	Yes	Is there a service provider contact list?	None
Traditional Area (site location):	Sc Mbiza		

168

Households

583

Individuals

Age Range	Male	Female	% Male	% Female
< 1	19	26	3%	4%
1 -- 5	54	75	9%	13%
6 -- 12	69	76	12%	13%
13 -- 17	24	72	4%	12%
18 -- 59	26	106	4%	18%
60 ++	9	27	2%	5%
<b>Total</b>	<b>201</b>	<b>382</b>	<b>34%</b>	<b>66%</b>

NEEDS		FOREIGNERS														
First most urgent need:	Food	Foreigners among the IDPs in Site:	None													
Second most urgent need:	Medicine	Households:	None													
Third most urgent need:	Items for sleeping	Individuals:	None													
				<table border="1"> <thead> <tr> <th>Country</th> <th>Households</th> <th>Individuals</th> </tr> </thead> <tbody> <tr> <td>Mozambique</td> <td>None</td> <td>None</td> </tr> <tr> <td>Zimbabwe</td> <td>None</td> <td>None</td> </tr> <tr> <td>None</td> <td>None</td> <td>None</td> </tr> </tbody> </table>	Country	Households	Individuals	Mozambique	None	None	Zimbabwe	None	None	None	None	None
Country	Households	Individuals														
Mozambique	None	None														
Zimbabwe	None	None														
None	None	None														

VULNERABILITIES			
Number of pregnant women:	5	Number of persons with chronic diseases / serious medical conditions:	38
Number of breastfeeding mothers:	98	Number of separated children:	0
Number of persons with physical disabilities:	7	Number of orphaned children:	6
Number of persons with mental disabilities:	0	Number of child-headed households:	0
		Number of single-female-headed households:	96
		Number of single-male-headed households:	3

SHELTER		WASH	
Percentage of households living outside:	0%	Main source of drinking water:	Tube well/Borehole
Percentage of households living in tents:	100%	Percentage of IDPs who have enough drinking water:	100%
Percentage of households living in permanent shelters:	0%	Percentage of IDPs who have access to functioning bathing/shower facilities:	0%
Top one NFI need not accessible to IDPs:	Cooking items (pots/pans)	Percentage of IDPs living in areas where open defecation is visible:	0%
Top two NFI need not accessible to IDPs:	Mosquito nets	Percentage of IDPs living in areas where garbage is visible:	0%
Top three NFI need not accessible to IDPs:	Items for sleeping (mats, blankets,...)	Primary type of sanitation facilities:	Pit latrine with slab

FOOD		HEALTH	
Percentage of Households who had less than 3 meals per day in the past week:	75%	Distance from the nearest health facility:	More than 30 minutes
How people get access to the market?	Walking	Main reason preventing IDPs from accessing healthcare services:	Health services are only accessible during part of the day or some day
Can people buy what they need at the market?	No	Female healthcare workers available at the health facility:	Yes
Reason why most people cannot buy what they need at the market:	Do not have enough money/Prices are too high		

EDUCATION		PROTECTION	
Percentage of IDP children(3 - 5 years old) attending school:	75%	Is there security provided?	Yes
Percentage of IDP children(6 - 12 years old) attending school:	75%	Is there a threat of eviction?	No
Percentage of IDP children(13 - 17years old) attending school:	75%	Is there adequate lighting in the majority of communal points?	0%

RETURN	
What is preventing the largest IDP group from returning home?	House damaged/destroyed

Survey Date: Monday, April 1, 2019

Site Location: 35.49749, -15.585872

Site Information			
Site ID:	ZO_004	Site type:	School
Date site opened:	3/5/2019	Is there a Site Management Committee at the site?	None
Expected period of displacement:	Between 1 and 3 months	Is the Site Management Committee made up of community members?	None
District (site Location):	Zomba	What type of organization is managing the site?	None
Is the site easily accessible?	Yes	Is there a Site Management Agency at the site?	No
Is the site safe and secure?	Yes	Is there a service provider contact list?	None
Traditional Area (site location):	Sc Mbiza		

**95**

Households

**211**

Individuals

Age Range	Male	Female	% Male	% Female
< 1	0	5	0%	2%
1 -- 5	5	10	2%	5%
6 -- 12	10	20	5%	9%
13 -- 17	8	12	4%	6%
18 -- 59	40	95	19%	45%
60 ++	1	5	0%	2%
<b>Total</b>	<b>64</b>	<b>147</b>	<b>30%</b>	<b>70%</b>

NEEDS		FOREIGNERS														
First most urgent need:	Food	Foreigners among the IDPs in Site:	None													
Second most urgent need:	Sleeping Items	Households	None													
Third most urgent need:	Kitchen utensils	Individuals	None													
				<table border="1"> <thead> <tr> <th>Country</th> <th>Households</th> <th>Individuals</th> </tr> </thead> <tbody> <tr> <td>Mozambique</td> <td>None</td> <td>None</td> </tr> <tr> <td>Zimbabwe</td> <td>None</td> <td>None</td> </tr> <tr> <td>None</td> <td>None</td> <td>None</td> </tr> </tbody> </table>	Country	Households	Individuals	Mozambique	None	None	Zimbabwe	None	None	None	None	None
Country	Households	Individuals														
Mozambique	None	None														
Zimbabwe	None	None														
None	None	None														

VULNERABILITIES			
Number of pregnant women:	5	Number of persons with chronic diseases / serious medical conditions:	28
Number of breastfeeding mothers:	28	Number of separated children:	0
Number of persons with physical disabilities:	3	Number of orphaned children:	16
Number of persons with mental disabilities:	1	Number of child-headed households:	0
		Number of single-female-headed households:	17
		Number of single-male-headed households:	1
		Number of elderly persons:	6

SHELTER		WASH	
Percentage of households living outside:	0%	Main source of drinking water:	Tube well/Borehole
Percentage of households living in tents:	0%	Percentage of IDPs who have enough drinking water:	100%
Percentage of households living in permanent shelters:	100%	Percentage of IDPs who have access to functioning bathing/shower facilities:	50%
Top one NFI need not accessible to IDPs:	Cooking items (pots/pans)	Percentage of IDPs living in areas where open defecation is visible:	0%
Top two NFI need not accessible to IDPs:	Soap/detergent for washing clothes	Percentage of IDPs living in areas where garbage is visible:	0%
Top three NFI need not accessible to IDPs:	Items for sleeping (mats, blankets,...)	Primary type of sanitation facilities:	Pit latrine without slab / open pit

FOOD		HEALTH	
Percentage of Households who had less than 3 meals per day in the past week:	100%	Distance from the nearest health facility:	More than 30 minutes
How people get access to the market?	Walking	Main reason preventing IDPs from accessing healthcare services:	There are no reachable health services
Can people buy what they need at the market?	No	Female healthcare workers available at the health facility:	Yes
Reason why most people cannot buy what they need at the market:	Do not have enough money/Prices are too high		

EDUCATION		PROTECTION	
Percentage of IDP children(3 - 5 years old) attending school:	100%	Is there security provided?	Yes
Percentage of IDP children(6 - 12 years old) attending school:	100%	Is there a threat of eviction?	Yes
Percentage of IDP children(13 - 17years old) attending school:	100%	Is there adequate lighting in the majority of communal points?	0%

RETURN	
What is preventing the largest IDP group from returning home?	House damaged/destroyed

Survey Date: Monday, April 1, 2019

Site Location: 35.2549, -15.6286

Site Information			
Site ID:	ZO_005	Site type:	PIM Church
Date site opened:	3/8/2019	Is there a Site Management Committee at the site?	None
Expected period of displacement:	Between 1 and 3 months	Is the Site Management Committee made up of community members?	None
District (site Location):	Zomba	What type of organization is managing the site?	None
Is the site easily accessible?	Yes	Is there a Site Management Agency at the site?	No
Is the site safe and secure?	Yes	Is there a service provider contact list?	None
Traditional Area (site location):	Sc Mbiza		

51

Households

75

Individuals

Age Range	Male	Female	% Male	% Female
< 1	3	4	4%	5%
1 -- 5	1	2	1%	3%
6 -- 12	4	2	5%	3%
13 -- 17	4	1	5%	1%
18 -- 59	0	34	0%	45%
60 ++	3	17	4%	23%
<b>Total</b>	<b>15</b>	<b>60</b>	<b>20%</b>	<b>80%</b>

NEEDS		FOREIGNERS														
First most urgent need:	Food	Foreigners among the IDPs in Site:	None													
Second most urgent need:	Items for sleeping	Households	None													
Third most urgent need:	Kitchen utensils	Individuals	None													
				<table border="1"> <thead> <tr> <th>Country</th> <th>Households</th> <th>Individuals</th> </tr> </thead> <tbody> <tr> <td>Mozambique</td> <td>None</td> <td>None</td> </tr> <tr> <td>Zimbabwe</td> <td>None</td> <td>None</td> </tr> <tr> <td>None</td> <td>None</td> <td>None</td> </tr> </tbody> </table>	Country	Households	Individuals	Mozambique	None	None	Zimbabwe	None	None	None	None	None
Country	Households	Individuals														
Mozambique	None	None														
Zimbabwe	None	None														
None	None	None														

VULNERABILITIES			
Number of pregnant women:	7	Number of persons with chronic diseases / serious medical conditions:	30
Number of breastfeeding mothers:	7	Number of separated children:	0
Number of persons with physical disabilities:	3	Number of orphaned children:	0
Number of persons with mental disabilities:	0	Number of child-headed households:	0
		Number of single-female-headed households:	18
		Number of single-male-headed households:	2
		Number of elderly persons:	9

SHELTER		WASH	
Percentage of households living outside:	0%	Main source of drinking water:	Tube well/Borehole
Percentage of households living in tents:	0%	Percentage of IDPs who have enough drinking water:	100%
Percentage of households living in permanent shelters:	100%	Percentage of IDPs who have access to functioning bathing/shower facilities:	100%
Top one NFI need not accessible to IDPs:	Cooking items (pots/pans)	Percentage of IDPs living in areas where open defecation is visible:	0%
Top two NFI need not accessible to IDPs:	Soap/detergent for washing clothes	Percentage of IDPs living in areas where garbage is visible:	0%
Top three NFI need not accessible to IDPs:	Items for sleeping (mats, blankets,...)	Primary type of sanitation facilities:	Pit latrine with slab

FOOD		HEALTH	
Percentage of Households who had less than 3 meals per day in the past week:	100%	Distance from the nearest health facility:	More than 30 minutes
How people get access to the market?	Walking	Main reason preventing IDPs from accessing healthcare services:	Nothing is preventing people
Can people buy what they need at the market?	Not most people	Female healthcare workers available at the health facility:	Yes
Reason why most people cannot buy what they need at the market:	Do not have enough money/Prices are too high		

EDUCATION		PROTECTION	
Percentage of IDP children(3 - 5 years old) attending school:	100%	Is there security provided?	Yes
Percentage of IDP children(6 - 12 years old) attending school:	100%	Is there a threat of eviction?	No
Percentage of IDP children(13 - 17years old) attending school:	100%	Is there adequate lighting in the majority of communal points?	0%

RETURN	
What is preventing the largest IDP group from returning home?	House damaged/destroyed



Survey Date: Tuesday, April 2, 2019

Site Location: 35.26459, -15.6447

Site Information			
Site ID:	ZO_006	Site type:	School
Date site opened:	3/5/2019	Is there a Site Management Committee at the site?	None
Expected period of displacement:	Between 1 and 3 months	Is the Site Management Committee made up of community members?	None
District (site Location):	Zomba	What type of organization is managing the site?	None
Is the site easily accessible?	Yes	Is there a Site Management Agency at the site?	Yes
Is the site safe and secure?	Yes	Is there a service provider contact list?	None
Traditional Area (site location):	Sc Mbiza		

69

Households

144

Individuals

Age Range	Male	Female	% Male	% Female
< 1	3	4	2%	3%
1 -- 5	8	8	6%	6%
6 -- 12	11	15	8%	10%
13 -- 17	15	10	10%	7%
18 -- 59	18	40	13%	28%
60 ++	11	1	8%	1%
<b>Total</b>	<b>66</b>	<b>78</b>	<b>46%</b>	<b>54%</b>

NEEDS		FOREIGNERS														
First most urgent need:	<b>Food</b>	Foreigners among the IDPs in Site:	None													
Second most urgent need:	<b>Shelter (TENTS)</b>	Households:	None													
Third most urgent need:	<b>Kitchen utensils</b>	Individuals:	None													
				<table border="1"> <thead> <tr> <th>Country</th> <th>Households</th> <th>Individuals</th> </tr> </thead> <tbody> <tr> <td>Mozambique</td> <td>None</td> <td>None</td> </tr> <tr> <td>Zimbabwe</td> <td>None</td> <td>None</td> </tr> <tr> <td>None</td> <td>None</td> <td>None</td> </tr> </tbody> </table>	Country	Households	Individuals	Mozambique	None	None	Zimbabwe	None	None	None	None	None
Country	Households	Individuals														
Mozambique	None	None														
Zimbabwe	None	None														
None	None	None														

VULNERABILITIES			
Number of pregnant women:	3	Number of persons with chronic diseases / serious medical conditions:	13
Number of breastfeeding mothers:	20	Number of separated children:	4
Number of persons with physical disabilities:	4	Number of orphaned children:	2
Number of persons with mental disabilities:	2	Number of child-headed households:	0
		Number of single-female-headed households:	22
		Number of single-male-headed households:	2
		Number of elderly persons:	9

SHELTER		WASH	
Percentage of households living outside:	0%	Main source of drinking water:	Tube well/Borehole
Percentage of households living in tents:	0%	Percentage of IDPs who have enough drinking water:	100%
Percentage of households living in permanent shelters:	100%	Percentage of IDPs who have access to functioning bathing/shower facilities:	100%
Top one NFI need not accessible to IDPs:	Soap/detergent for washing clothes	Percentage of IDPs living in areas where open defecation is visible:	0%
Top two NFI need not accessible to IDPs:	Mosquito nets	Percentage of IDPs living in areas where garbage is visible:	0%
Top three NFI need not accessible to IDPs:	Items for sleeping (mats, blankets,...)	Primary type of sanitation facilities:	Pit latrine with slab

FOOD		HEALTH	
Percentage of Households who had less than 3 meals per day in the past week:	100%	Distance from the nearest health facility:	More than 30 minutes
How people get access to the market?	Walking	Main reason preventing IDPs from accessing healthcare services:	Health services are only accessible during part of the day or some day
Can people buy what they need at the market?	Not most people	Female healthcare workers available at the health facility:	Yes
Reason why most people cannot buy what they need at the market:	Do not have enough money/Prices are too high		

EDUCATION		PROTECTION	
Percentage of IDP children(3 - 5 years old) attending school:	75%	Is there security provided?	Yes
Percentage of IDP children(6 - 12 years old) attending school:	75%	Is there a threat of eviction?	No
Percentage of IDP children(13 - 17years old) attending school:	75%	Is there adequate lighting in the majority of communal points?	0%

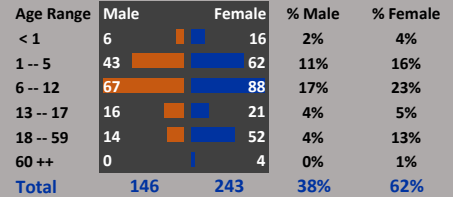

RETURN	
What is preventing the largest IDP group from returning home?	House damaged/destroyed

Survey Date: Tuesday, April 2, 2019

Site Location: 35.35269, -15.60476

### Site Information

Site ID:	ZO_001	Site type:	School
Date site opened:	3/6/2019	Is there a Site Management Committee at the site?	None
Expected period of displacement:	Between 1 and 3 months	Is the Site Management Committee made up of community members?	None
District (site Location):	Zomba	What type of organization is managing the site?	None
Is the site easily accessible?	Yes	Is there a Site Management Agency at the site?	No
Is the site safe and secure?	Yes	Is there a service provider contact list?	None
Traditional Area (site location):	Sc Mbiza		



NEEDS		FOREIGNERS														
First most urgent need:	Food	Foreigners among the IDPs in Site:	None													
Second most urgent need:	Tent	Households:	None													
Third most urgent need:	Blankets	Individuals:	None													
				<table border="1"> <thead> <tr> <th>Country</th> <th>Households</th> <th>Individuals</th> </tr> </thead> <tbody> <tr> <td>Mozambique</td> <td>None</td> <td>None</td> </tr> <tr> <td>Zimbabwe</td> <td>None</td> <td>None</td> </tr> <tr> <td>None</td> <td>None</td> <td>None</td> </tr> </tbody> </table>	Country	Households	Individuals	Mozambique	None	None	Zimbabwe	None	None	None	None	None
Country	Households	Individuals														
Mozambique	None	None														
Zimbabwe	None	None														
None	None	None														

VULNERABILITIES			
Number of pregnant women:	12	Number of persons with chronic diseases / serious medical conditions:	25
Number of breastfeeding mothers:	47	Number of separated children:	0
Number of persons with physical disabilities:	11	Number of orphaned children:	11
Number of persons with mental disabilities:	4	Number of child-headed households:	0
		Number of single-female-headed households:	33
		Number of single-male-headed households:	5
		Number of elderly persons:	9

SHELTER		WASH	
Percentage of households living outside:	0%	Main source of drinking water:	Unprotected spring
Percentage of households living in tents:	0%	Percentage of IDPs who have enough drinking water:	100%
Percentage of households living in permanent shelters:	100%	Percentage of IDPs who have access to functioning bathing/shower facilities:	50%
Top one NFI need not accessible to IDPs:	Mosquito nets	Percentage of IDPs living in areas where open defecation is visible:	75%
Top two NFI need not accessible to IDPs:	Items for sleeping (mats, blankets,...)	Percentage of IDPs living in areas where garbage is visible:	100%
Top three NFI need not accessible to IDPs:	Soap/detergent for washing clothes	Primary type of sanitation facilities:	Pit latrine with slab

FOOD		HEALTH	
Percentage of Households who had less than 3 meals per day in the past week:	25%	Distance from the nearest health facility:	More than 30 minutes
How people get access to the market?	Walking	Main reason preventing IDPs from accessing healthcare services:	Cost/Money
Can people buy what they need at the market?	Not most people	Female healthcare workers available at the health facility:	Yes
Reason why most people cannot buy what they need at the market:	Do not have enough money/Prices are too high		

EDUCATION		PROTECTION	
Percentage of IDP children(3 - 5 years old) attending school:	75%	Is there security provided?	No
Percentage of IDP children(6 - 12 years old) attending school:	75%	Is there a threat of eviction?	No
Percentage of IDP children(13 - 17years old) attending school:	75%	Is there adequate lighting in the majority of communal points?	0%

RETURN	
What is preventing the largest IDP group from returning home?	House damaged/destroyed

Survey Date: Wednesday, April 3, 2019

Site Location: 35.377, -15.5957

**Site Information**

Site ID:	ZO_002	Site type:	School
Date site opened:	3/7/2019	Is there a Site Management Committee at the site?	None
Expected period of displacement:	Between 1 and 3 months	Is the Site Management Committee made up of community members?	None
District (site Location):	Zomba	What type of organization is managing the site?	None
Is the site easily accessible?	Yes	Is there a Site Management Agency at the site?	No
Is the site safe and secure?	Yes	Is there a service provider contact list?	None
Traditional Area (site location):	Sc Mbiza		

**66**

Households

**345**

Individuals

Age Range	Male	Female	% Male	% Female
< 1	3	4	1%	1%
1 -- 5	12	17	3%	5%
6 -- 12	54	46	16%	13%
13 -- 17	51	46	15%	13%
18 -- 59	39	66	11%	19%
60 ++	2	5	1%	1%
<b>Total</b>	<b>161</b>	<b>184</b>	<b>47%</b>	<b>53%</b>

NEEDS		FOREIGNERS														
First most urgent need:	<b>Food</b>	Foreigners among the IDPs in Site:	<b>None</b>													
Second most urgent need:	<b>Tents/sleeping items</b>	Households:	<b>None</b>													
Third most urgent need:	<b>Kitchen items</b>	Individuals:	<b>None</b>													
				<table border="1"> <thead> <tr> <th>Country</th> <th>Households</th> <th>Individuals</th> </tr> </thead> <tbody> <tr> <td>Mozambique</td> <td>None</td> <td>None</td> </tr> <tr> <td>Zimbabwe</td> <td>None</td> <td>None</td> </tr> <tr> <td>None</td> <td>None</td> <td>None</td> </tr> </tbody> </table>	Country	Households	Individuals	Mozambique	None	None	Zimbabwe	None	None	None	None	None
Country	Households	Individuals														
Mozambique	None	None														
Zimbabwe	None	None														
None	None	None														

VULNERABILITIES			
Number of pregnant women:	<b>8</b>	Number of persons with chronic diseases / serious medical conditions:	<b>19</b>
Number of breastfeeding mothers:	<b>13</b>	Number of separated children:	<b>0</b>
Number of persons with physical disabilities:	<b>35</b>	Number of orphaned children:	<b>1</b>
Number of persons with mental disabilities:	<b>0</b>	Number of child-headed households:	<b>0</b>
		Number of single-female-headed households:	<b>14</b>
		Number of single-male-headed households:	<b>1</b>

SHELTER		WASH	
Percentage of households living outside:	<b>0%</b>	Main source of drinking water:	<b>Tube well/Borehole</b>
Percentage of households living in tents:	<b>0%</b>	Percentage of IDPs who have enough drinking water:	<b>100%</b>
Percentage of households living in permanent shelters:	<b>100%</b>	Percentage of IDPs who have access to functioning bathing/shower facilities:	<b>25%</b>
Top one NFI need not accessible to IDPs:	<b>Shoes and clothes</b>	Percentage of IDPs living in areas where open defecation is visible:	<b>0%</b>
Top two NFI need not accessible to IDPs:	<b>Soap/detergent for washing clothes</b>	Percentage of IDPs living in areas where garbage is visible:	<b>0%</b>
Top three NFI need not accessible to IDPs:	<b>Items for sleeping (mats, blankets,...)</b>	Primary type of sanitation facilities:	<b>Pit latrine with slab</b>

FOOD		HEALTH	
Percentage of Households who had less than 3 meals per day in the past week:	<b>100%</b>	Distance from the nearest health facility:	<b>There is no reachable health facility</b>
How people get access to the market?	<b>Walking</b>	Main reason preventing IDPs from accessing healthcare services:	<b>Cost/Money</b>
Can people buy what they need at the market?	<b>Not most people</b>	Female healthcare workers available at the health facility:	<b>Yes</b>
Reason why most people cannot buy what they need at the market:	<b>Do not have enough money/Prices are too high</b>		

EDUCATION		PROTECTION	
Percentage of IDP children(3 - 5 years old) attending school:	<b>100%</b>	Is there security provided?	<b>No</b>
Percentage of IDP children(6 - 12 years old) attending school:	<b>100%</b>	Is there a threat of eviction?	<b>No</b>
Percentage of IDP children(13 - 17years old) attending school:	<b>100%</b>	Is there adequate lighting in the majority of communal points?	<b>0%</b>

RETURN	
What is preventing the largest IDP group from returning home?	<b>House damaged/destroyed</b>

Survey Date: Wednesday, April 3, 2019

Site Location: 35.3926, -15.6142

Site Information			
Site ID:	ZO_003	Site type:	School
Date site opened:	3/6/2019	Is there a Site Management Committee at the site?	None
Expected period of displacement:	Between 1 and 3 months	Is the Site Management Committee made up of community members?	None
District (site Location):	Zomba	What type of organization is managing the site?	None
Is the site easily accessible?	Yes	Is there a Site Management Agency at the site?	Yes
Is the site safe and secure?	Yes	Is there a service provider contact list?	None
Traditional Area (site location):	Sc Mbiza		

168

Households

583

Individuals

Age Range	Male	Female	% Male	% Female
< 1	19	26	3%	4%
1 -- 5	54	75	9%	13%
6 -- 12	69	76	12%	13%
13 -- 17	24	72	4%	12%
18 -- 59	26	106	4%	18%
60 ++	9	27	2%	5%
<b>Total</b>	<b>201</b>	<b>382</b>	<b>34%</b>	<b>66%</b>

NEEDS		FOREIGNERS														
First most urgent need:	Food	Foreigners among the IDPs in Site:	None													
Second most urgent need:	Medicine	Households:	None													
Third most urgent need:	Items for sleeping	Individuals:	None													
				<table border="1"> <thead> <tr> <th>Country</th> <th>Households</th> <th>Individuals</th> </tr> </thead> <tbody> <tr> <td>Mozambique</td> <td>None</td> <td>None</td> </tr> <tr> <td>Zimbabwe</td> <td>None</td> <td>None</td> </tr> <tr> <td>None</td> <td>None</td> <td>None</td> </tr> </tbody> </table>	Country	Households	Individuals	Mozambique	None	None	Zimbabwe	None	None	None	None	None
Country	Households	Individuals														
Mozambique	None	None														
Zimbabwe	None	None														
None	None	None														

VULNERABILITIES			
Number of pregnant women:	5	Number of persons with chronic diseases / serious medical conditions:	38
Number of breastfeeding mothers:	98	Number of separated children:	0
Number of persons with physical disabilities:	7	Number of orphaned children:	6
Number of persons with mental disabilities:	0	Number of child-headed households:	0
		Number of single-female-headed households:	96
		Number of single-male-headed households:	3

SHELTER		WASH	
Percentage of households living outside:	0%	Main source of drinking water:	Tube well/Borehole
Percentage of households living in tents:	100%	Percentage of IDPs who have enough drinking water:	100%
Percentage of households living in permanent shelters:	0%	Percentage of IDPs who have access to functioning bathing/shower facilities:	0%
Top one NFI need not accessible to IDPs:	Cooking items (pots/pans)	Percentage of IDPs living in areas where open defecation is visible:	0%
Top two NFI need not accessible to IDPs:	Mosquito nets	Percentage of IDPs living in areas where garbage is visible:	0%
Top three NFI need not accessible to IDPs:	Items for sleeping (mats, blankets,...)	Primary type of sanitation facilities:	Pit latrine with slab

FOOD		HEALTH	
Percentage of Households who had less than 3 meals per day in the past week:	75%	Distance from the nearest health facility:	More than 30 minutes
How people get access to the market?	Walking	Main reason preventing IDPs from accessing healthcare services:	Health services are only accessible during part of the day or some day
Can people buy what they need at the market?	No	Female healthcare workers available at the health facility:	Yes
Reason why most people cannot buy what they need at the market:	Do not have enough money/Prices are too high		

EDUCATION		PROTECTION	
Percentage of IDP children(3 - 5 years old) attending school:	75%	Is there security provided?	Yes
Percentage of IDP children(6 - 12 years old) attending school:	75%	Is there a threat of eviction?	No
Percentage of IDP children(13 - 17years old) attending school:	75%	Is there adequate lighting in the majority of communal points?	0%

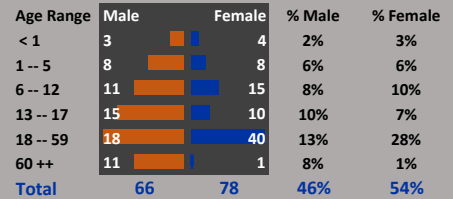
RETURN	
What is preventing the largest IDP group from returning home?	House damaged/destroyed

Survey Date: Wednesday, April 3, 2019

Site Location: 35.26459, -15.6447

### Site Information

Site ID:	ZO_006	Site type:	Admarc
Date site opened:	3/5/2019	Is there a Site Management Committee at the site?	None
Expected period of displacement:	Between 1 and 3 months	Is the Site Management Committee made up of community members?	None
District (site Location):	Zomba	What type of organization is managing the site?	None
Is the site easily accessible?	Yes	Is there a Site Management Agency at the site?	Yes
Is the site safe and secure?	Yes	Is there a service provider contact list?	None
Traditional Area (site location):	Sc Mbiza		



NEEDS		FOREIGNERS														
First most urgent need:	<b>Food</b>	Foreigners among the IDPs in Site:	None													
Second most urgent need:	<b>Shelter (TENTS)</b>	Households:	None													
Third most urgent need:	<b>Kitchen utensils</b>	Individuals:	None													
				<table border="1"> <thead> <tr> <th>Country</th> <th>Households</th> <th>Individuals</th> </tr> </thead> <tbody> <tr> <td>Mozambique</td> <td>None</td> <td>None</td> </tr> <tr> <td>Zimbabwe</td> <td>None</td> <td>None</td> </tr> <tr> <td>None</td> <td>None</td> <td>None</td> </tr> </tbody> </table>	Country	Households	Individuals	Mozambique	None	None	Zimbabwe	None	None	None	None	None
Country	Households	Individuals														
Mozambique	None	None														
Zimbabwe	None	None														
None	None	None														

VULNERABILITIES			
Number of pregnant women:	3	Number of persons with chronic diseases / serious medical conditions:	13
Number of breastfeeding mothers:	20	Number of separated children:	4
Number of persons with physical disabilities:	4	Number of orphaned children:	2
Number of persons with mental disabilities:	2	Number of child-headed households:	0
		Number of single-female-headed households:	22
		Number of single-male-headed households:	2
		Number of elderly persons:	9

SHELTER		WASH	
Percentage of households living outside:	0%	Main source of drinking water:	Tube well/Borehole
Percentage of households living in tents:	0%	Percentage of IDPs who have enough drinking water:	100%
Percentage of households living in permanent shelters:	100%	Percentage of IDPs who have access to functioning bathing/shower facilities:	100%
Top one NFI need not accessible to IDPs:	Soap/detergent for washing clothes	Percentage of IDPs living in areas where open defecation is visible:	0%
Top two NFI need not accessible to IDPs:	Mosquito nets	Percentage of IDPs living in areas where garbage is visible:	0%
Top three NFI need not accessible to IDPs:	Items for sleeping (mats, blankets,...)	Primary type of sanitation facilities:	Pit latrine with slab

FOOD		HEALTH	
Percentage of Households who had less than 3 meals per day in the past week:	100%	Distance from the nearest health facility:	More than 30 minutes
How people get access to the market?	Walking	Main reason preventing IDPs from accessing healthcare services:	Health services are only accessible during part of the day or some day
Can people buy what they need at the market?	Not most people	Female healthcare workers available at the health facility:	Yes
Reason why most people cannot buy what they need at the market:	Do not have enough money/Prices are too high		

EDUCATION		PROTECTION	
Percentage of IDP children(3 - 5 years old) attending school:	75%	Is there security provided?	Yes
Percentage of IDP children(6 - 12 years old) attending school:	75%	Is there a threat of eviction?	No
Percentage of IDP children(13 - 17years old) attending school:	75%	Is there adequate lighting in the majority of communal points?	0%

RETURN	
What is preventing the largest IDP group from returning home?	House damaged/destroyed

Survey Date: Thursday, April 4, 2019

Site Location: 35.47379, -15.4872

Site Information			
Site ID:	ZO_007	Site type:	Church
Date site opened:	3/9/2019	Is there a Site Management Committee at the site?	None
Expected period of displacement:	Between 1 and 3 months	Is the Site Management Committee made up of community members?	None
District (site Location):	Zomba	What type of organization is managing the site?	None
Is the site easily accessible?	Yes	Is there a Site Management Agency at the site?	Yes
Is the site safe and secure?	Yes	Is there a service provider contact list?	None
Traditional Area (site location):	Ta Mwambo		

## 95

Households

## 298

Individuals

Age Range	Male	Female	% Male	% Female
< 1	0	2	0%	1%
1 -- 5	46	51	15%	17%
6 -- 12	31	52	10%	17%
13 -- 17	21	27	7%	9%
18 -- 59	19	34	6%	11%
60 ++	6	9	2%	3%
<b>Total</b>	<b>123</b>	<b>175</b>	<b>41%</b>	<b>59%</b>

NEEDS		FOREIGNERS														
First most urgent need:	Food	Foreigners among the IDPs in Site:	None													
Second most urgent need:	Shelter	Households	None													
Third most urgent need:	Kitchen Utensils	Individuals	None													
				<table border="1"> <thead> <tr> <th>Country</th> <th>Households</th> <th>Individuals</th> </tr> </thead> <tbody> <tr> <td>Mozambique</td> <td>None</td> <td>None</td> </tr> <tr> <td>Zimbabwe</td> <td>None</td> <td>None</td> </tr> <tr> <td>None</td> <td>None</td> <td>None</td> </tr> </tbody> </table>	Country	Households	Individuals	Mozambique	None	None	Zimbabwe	None	None	None	None	None
Country	Households	Individuals														
Mozambique	None	None														
Zimbabwe	None	None														
None	None	None														

VULNERABILITIES			
Number of pregnant women:	2	Number of persons with chronic diseases / serious medical conditions:	33
Number of breastfeeding mothers:	22	Number of separated children:	0
Number of persons with physical disabilities:	2	Number of orphaned children:	6
Number of persons with mental disabilities:	1	Number of child-headed households:	0
		Number of single-female-headed households:	43
		Number of single-male-headed households:	4

SHELTER		WASH	
Percentage of households living outside:	25%	Main source of drinking water:	Unprotected dug well
Percentage of households living in tents:	0%	Percentage of IDPs who have enough drinking water:	100%
Percentage of households living in permanent shelters:	75%	Percentage of IDPs who have access to functioning bathing/shower facilities:	100%
Top one NFI need not accessible to IDPs:	Hygiene products (for personal hygiene)	Percentage of IDPs living in areas where open defecation is visible:	0%
Top two NFI need not accessible to IDPs:	Mosquito nets	Percentage of IDPs living in areas where garbage is visible:	0%
Top three NFI need not accessible to IDPs:	Soap/detergent for washing clothes	Primary type of sanitation facilities:	Pit latrine without slab / open pit

FOOD		HEALTH	
Percentage of Households who had less than 3 meals per day in the past week:	100%	Distance from the nearest health facility:	More than 30 minutes
How people get access to the market?	Walking	Main reason preventing IDPs from accessing healthcare services:	Cost/Money
Can people buy what they need at the market?	No	Female healthcare workers available at the health facility:	Yes
Reason why most people cannot buy what they need at the market:	Do not have enough money/Prices are too high		

EDUCATION		PROTECTION	
Percentage of IDP children(3 - 5 years old) attending school:	0%	Is there security provided?	Yes
Percentage of IDP children(6 - 12 years old) attending school:	75%	Is there a threat of eviction?	No
Percentage of IDP children(13 - 17years old) attending school:	75%	Is there adequate lighting in the majority of communal points?	0%

RETURN	
What is preventing the largest IDP group from returning home?	House damaged/destroyed

Survey Date: Thursday, April 4, 2019

Site Location: 35.4903, -15.4902

Site Information			
Site ID:	ZO_015	Site type:	School
Date site opened:	3/5/2019	Is there a Site Management Committee at the site?	None
Expected period of displacement:	Between 1 and 3 months	Is the Site Management Committee made up of community members?	None
District (site Location):	Zomba	What type of organization is managing the site?	None
Is the site easily accessible?	Yes	Is there a Site Management Agency at the site?	No
Is the site safe and secure?	Yes	Is there a service provider contact list?	None
Traditional Area (site location):	Ta Mwambo		

89

Households

251

Individuals

Age Range	Male	Female	% Male	% Female
< 1	8	9	3%	4%
1 -- 5	15	18	6%	7%
6 -- 12	37	22	15%	9%
13 -- 17	29	24	12%	10%
18 -- 59	16	60	6%	24%
60 ++	5	8	2%	3%
<b>Total</b>	<b>110</b>	<b>141</b>	<b>44%</b>	<b>56%</b>

NEEDS		FOREIGNERS														
First most urgent need:	Food	Foreigners among the IDPs in Site:	None													
Second most urgent need:	Kitchen utensils	Households	None													
Third most urgent need:	Sleeping items	Individuals	None													
				<table border="1"> <thead> <tr> <th>Country</th> <th>Households</th> <th>Individuals</th> </tr> </thead> <tbody> <tr> <td>Mozambique</td> <td>None</td> <td>None</td> </tr> <tr> <td>Zimbabwe</td> <td>None</td> <td>None</td> </tr> <tr> <td>None</td> <td>None</td> <td>None</td> </tr> </tbody> </table>	Country	Households	Individuals	Mozambique	None	None	Zimbabwe	None	None	None	None	None
Country	Households	Individuals														
Mozambique	None	None														
Zimbabwe	None	None														
None	None	None														

VULNERABILITIES			
Number of pregnant women:	3	Number of persons with chronic diseases / serious medical conditions:	6
Number of breastfeeding mothers:	15	Number of separated children:	0
Number of persons with physical disabilities:	8	Number of orphaned children:	6
Number of persons with mental disabilities:	2	Number of child-headed households:	2
		Number of single-female-headed households:	20
		Number of single-male-headed households:	5
		Number of elderly persons:	7

SHELTER		WASH	
Percentage of households living outside:	0%	Main source of drinking water:	Tube well/Borehole
Percentage of households living in tents:	0%	Percentage of IDPs who have enough drinking water:	100%
Percentage of households living in permanent shelters:	100%	Percentage of IDPs who have access to functioning bathing/shower facilities:	100%
Top one NFI need not accessible to IDPs:	Cooking items (pots/pans)	Percentage of IDPs living in areas where open defecation is visible:	100%
Top two NFI need not accessible to IDPs:	0	Percentage of IDPs living in areas where garbage is visible:	0%
Top three NFI need not accessible to IDPs:	0	Primary type of sanitation facilities:	Pit latrine with slab

FOOD		HEALTH	
Percentage of Households who had less than 3 meals per day in the past week:	0%	Distance from the nearest health facility:	More than 30 minutes
How people get access to the market?	Walking	Main reason preventing IDPs from accessing healthcare services:	Cost/Money
Can people buy what they need at the market?	No	Female healthcare workers available at the health facility:	Yes
Reason why most people cannot buy what they need at the market:	Do not have enough money/Prices are too high		

EDUCATION		PROTECTION	
Percentage of IDP children(3 - 5 years old) attending school:	100%	Is there security provided?	No
Percentage of IDP children(6 - 12 years old) attending school:	75%	Is there a threat of eviction?	No
Percentage of IDP children(13 - 17years old) attending school:	75%	Is there adequate lighting in the majority of communal points?	0%

RETURN	
What is preventing the largest IDP group from returning home?	House damaged/destroyed

Survey Date: Thursday, April 4, 2019

Site Location: 35.5192, -15.4814

Site Information			
Site ID:	ZO_013	Site type:	Church
Date site opened:	3/7/2019	Is there a Site Management Committee at the site?	None
Expected period of displacement:	Between 1 and 3 months	Is the Site Management Committee made up of community members?	None
District (site Location):	Zomba	What type of organization is managing the site?	None
Is the site easily accessible?	Yes	Is there a Site Management Agency at the site?	Yes
Is the site safe and secure?	Yes	Is there a service provider contact list?	None
Traditional Area (site location):	Ta Mwambo		

130

Households

401

Individuals

Age Range	Male	Female	% Male	% Female
< 1	13	16	3%	4%
1 -- 5	5	14	1%	3%
6 -- 12	54	74	13%	18%
13 -- 17	39	56	10%	14%
18 -- 59	34	81	8%	20%
60 ++	7	8	2%	2%
<b>Total</b>	<b>152</b>	<b>249</b>	<b>38%</b>	<b>62%</b>

NEEDS		FOREIGNERS														
First most urgent need:	Food	Foreigners among the IDPs in Site:	None													
Second most urgent need:	Sleeping items	Households	None													
Third most urgent need:	Cooking utensils	Individuals	None													
				<table border="1"> <thead> <tr> <th>Country</th> <th>Households</th> <th>Individuals</th> </tr> </thead> <tbody> <tr> <td>Mozambique</td> <td>None</td> <td>None</td> </tr> <tr> <td>Zimbabwe</td> <td>None</td> <td>None</td> </tr> <tr> <td>None</td> <td>None</td> <td>None</td> </tr> </tbody> </table>	Country	Households	Individuals	Mozambique	None	None	Zimbabwe	None	None	None	None	None
Country	Households	Individuals														
Mozambique	None	None														
Zimbabwe	None	None														
None	None	None														

VULNERABILITIES			
Number of pregnant women:	1	Number of persons with chronic diseases / serious medical conditions:	21
Number of breastfeeding mothers:	35	Number of separated children:	0
Number of persons with physical disabilities:	4	Number of orphaned children:	4
Number of persons with mental disabilities:	1	Number of child-headed households:	0
		Number of single-female-headed households:	18
		Number of single-male-headed households:	3

SHELTER		WASH	
Percentage of households living outside:	25%	Main source of drinking water:	Tube well/Borehole
Percentage of households living in tents:	0%	Percentage of IDPs who have enough drinking water:	100%
Percentage of households living in permanent shelters:	75%	Percentage of IDPs who have access to functioning bathing/shower facilities:	100%
Top one NFI need not accessible to IDPs:	Shoes and clothes	Percentage of IDPs living in areas where open defecation is visible:	0%
Top two NFI need not accessible to IDPs:	Cooking items (pots/pans)	Percentage of IDPs living in areas where garbage is visible:	0%
Top three NFI need not accessible to IDPs:	Items for sleeping (mats, blankets,...)	Primary type of sanitation facilities:	Pit latrine without slab / open pit

FOOD		HEALTH	
Percentage of Households who had less than 3 meals per day in the past week:	100%	Distance from the nearest health facility:	More than 30 minutes
How people get access to the market?	Walking	Main reason preventing IDPs from accessing healthcare services:	Nothing is preventing people
Can people buy what they need at the market?	Not most people	Female healthcare workers available at the health facility:	Yes
Reason why most people cannot buy what they need at the market:	Do not have enough money/Prices are too high		

EDUCATION		PROTECTION	
Percentage of IDP children(3 - 5 years old) attending school:	100%	Is there security provided?	Yes
Percentage of IDP children(6 - 12 years old) attending school:	100%	Is there a threat of eviction?	Yes
Percentage of IDP children(13 - 17years old) attending school:	100%	Is there adequate lighting in the majority of communal points?	0%

RETURN	
What is preventing the largest IDP group from returning home?	Lack of food



Survey Date: Thursday, April 4, 2019

Site Location: 35.2549, -15.6286

Site Information			
Site ID:	ZO_005	Site type:	Church
Date site opened:	3/8/2019	Is there a Site Management Committee at the site?	None
Expected period of displacement:	Between 1 and 3 months	Is the Site Management Committee made up of community members?	None
District (site Location):	Zomba	What type of organization is managing the site?	None
Is the site easily accessible?	Yes	Is there a Site Management Agency at the site?	No
Is the site safe and secure?	Yes	Is there a service provider contact list?	None
Traditional Area (site location):	Sc Mbiza		

51

Households

75

Individuals

Age Range	Male	Female	% Male	% Female
< 1	3	4	4%	5%
1 -- 5	1	2	1%	3%
6 -- 12	4	2	5%	3%
13 -- 17	4	1	5%	1%
18 -- 59	0	34	0%	45%
60 ++	3	17	4%	23%
<b>Total</b>	<b>15</b>	<b>60</b>	<b>20%</b>	<b>80%</b>

NEEDS		FOREIGNERS														
First most urgent need:	Food	Foreigners among the IDPs in Site:	None													
Second most urgent need:	Items for sleeping	Households	None													
Third most urgent need:	Kitchen utensils	Individuals	None													
				<table border="1"> <thead> <tr> <th>Country</th> <th>Households</th> <th>Individuals</th> </tr> </thead> <tbody> <tr> <td>Mozambique</td> <td>None</td> <td>None</td> </tr> <tr> <td>Zimbabwe</td> <td>None</td> <td>None</td> </tr> <tr> <td>None</td> <td>None</td> <td>None</td> </tr> </tbody> </table>	Country	Households	Individuals	Mozambique	None	None	Zimbabwe	None	None	None	None	None
Country	Households	Individuals														
Mozambique	None	None														
Zimbabwe	None	None														
None	None	None														

VULNERABILITIES			
Number of pregnant women:	7	Number of persons with chronic diseases / serious medical conditions:	30
Number of breastfeeding mothers:	7	Number of separated children:	0
Number of persons with physical disabilities:	3	Number of orphaned children:	0
Number of persons with mental disabilities:	0	Number of child-headed households:	0
		Number of single-female-headed households:	18
		Number of single-male-headed households:	2
		Number of elderly persons:	9

SHELTER		WASH	
Percentage of households living outside:	0%	Main source of drinking water:	Tube well/Borehole
Percentage of households living in tents:	0%	Percentage of IDPs who have enough drinking water:	100%
Percentage of households living in permanent shelters:	100%	Percentage of IDPs who have access to functioning bathing/shower facilities:	100%
Top one NFI need not accessible to IDPs:	Cooking items (pots/pans)	Percentage of IDPs living in areas where open defecation is visible:	0%
Top two NFI need not accessible to IDPs:	Soap/detergent for washing clothes	Percentage of IDPs living in areas where garbage is visible:	0%
Top three NFI need not accessible to IDPs:	Items for sleeping (mats, blankets,...)	Primary type of sanitation facilities:	Pit latrine with slab

FOOD		HEALTH	
Percentage of Households who had less than 3 meals per day in the past week:	100%	Distance from the nearest health facility:	More than 30 minutes
How people get access to the market?	Walking	Main reason preventing IDPs from accessing healthcare services:	Nothing is preventing people
Can people buy what they need at the market?	Not most people	Female healthcare workers available at the health facility:	Yes
Reason why most people cannot buy what they need at the market:	Do not have enough money/Prices are too high		

EDUCATION		PROTECTION	
Percentage of IDP children(3 - 5 years old) attending school:	100%	Is there security provided?	Yes
Percentage of IDP children(6 - 12 years old) attending school:	100%	Is there a threat of eviction?	No
Percentage of IDP children(13 - 17years old) attending school:	100%	Is there adequate lighting in the majority of communal points?	0%

RETURN	
What is preventing the largest IDP group from returning home?	House damaged/destroyed

Survey Date: Thursday, April 4, 2019

Site Location: 35.3926, -15.6142

Site Information			
Site ID:	ZO_003	Site type:	School
Date site opened:	3/6/2019	Is there a Site Management Committee at the site?	None
Expected period of displacement:	Between 1 and 3 months	Is the Site Management Committee made up of community members?	None
District (site Location):	Zomba	What type of organization is managing the site?	None
Is the site easily accessible?	Yes	Is there a Site Management Agency at the site?	Yes
Is the site safe and secure?	Yes	Is there a service provider contact list?	None
Traditional Area (site location):	Sc Mbiza		

**168**  
Households

**583**  
Individuals

Age Range	Male	Female	% Male	% Female
< 1	19	26	3%	4%
1 -- 5	54	75	9%	13%
6 -- 12	69	76	12%	13%
13 -- 17	24	72	4%	12%
18 -- 59	26	106	4%	18%
60 ++	9	27	2%	5%
<b>Total</b>	<b>201</b>	<b>382</b>	<b>34%</b>	<b>66%</b>

NEEDS		FOREIGNERS														
First most urgent need:	Food	Foreigners among the IDPs in Site:	None													
Second most urgent need:	Medicine	Households:	None													
Third most urgent need:	Items for sleeping	Individuals:	None													
				<table border="1"> <thead> <tr> <th>Country</th> <th>Households</th> <th>Individuals</th> </tr> </thead> <tbody> <tr> <td>Mozambique</td> <td>None</td> <td>None</td> </tr> <tr> <td>Zimbabwe</td> <td>None</td> <td>None</td> </tr> <tr> <td>None</td> <td>None</td> <td>None</td> </tr> </tbody> </table>	Country	Households	Individuals	Mozambique	None	None	Zimbabwe	None	None	None	None	None
Country	Households	Individuals														
Mozambique	None	None														
Zimbabwe	None	None														
None	None	None														

VULNERABILITIES			
Number of pregnant women:	5	Number of persons with chronic diseases / serious medical conditions:	38
Number of breastfeeding mothers:	98	Number of separated children:	0
Number of persons with physical disabilities:	7	Number of orphaned children:	6
Number of persons with mental disabilities:	0	Number of child-headed households:	0
		Number of single-female-headed households:	96
		Number of single-male-headed households:	3

SHELTER		WASH	
Percentage of households living outside:	0%	Main source of drinking water:	Tube well/Borehole
Percentage of households living in tents:	100%	Percentage of IDPs who have enough drinking water:	100%
Percentage of households living in permanent shelters:	0%	Percentage of IDPs who have access to functioning bathing/shower facilities:	0%
Top one NFI need not accessible to IDPs:	Cooking items (pots/pans)	Percentage of IDPs living in areas where open defecation is visible:	0%
Top two NFI need not accessible to IDPs:	Mosquito nets	Percentage of IDPs living in areas where garbage is visible:	0%
Top three NFI need not accessible to IDPs:	Items for sleeping (mats, blankets,...)	Primary type of sanitation facilities:	Pit latrine with slab

FOOD		HEALTH	
Percentage of Households who had less than 3 meals per day in the past week:	75%	Distance from the nearest health facility:	More than 30 minutes
How people get access to the market?	Walking	Main reason preventing IDPs from accessing healthcare services:	Health services are only accessible during part of the day or some day
Can people buy what they need at the market?	No	Female healthcare workers available at the health facility:	Yes
Reason why most people cannot buy what they need at the market:	Do not have enough money/Prices are too high		

EDUCATION		PROTECTION	
Percentage of IDP children(3 - 5 years old) attending school:	75%	Is there security provided?	Yes
Percentage of IDP children(6 - 12 years old) attending school:	75%	Is there a threat of eviction?	No
Percentage of IDP children(13 - 17years old) attending school:	75%	Is there adequate lighting in the majority of communal points?	0%

RETURN	
What is preventing the largest IDP group from returning home?	House damaged/destroyed

Survey Date: Friday, April 5, 2019

Site Location: 35.5396, -15.4621

Site Information			
Site ID:	ZO_014	Site type:	School
Date site opened:	3/4/2019	Is there a Site Management Committee at the site?	None
Expected period of displacement:	Between 1 and 3 months	Is the Site Management Committee made up of community members?	None
District (site Location):	Zomba	What type of organization is managing the site?	None
Is the site easily accessible?	Yes	Is there a Site Management Agency at the site?	Yes
Is the site safe and secure?	Yes	Is there a service provider contact list?	None
Traditional Area (site location):	Ta Mwambo		

227

Households

686

Individuals

Age Range	Male	Female	% Male	% Female
< 1	10	6	1%	1%
1 -- 5	51	67	7%	10%
6 -- 12	104	110	15%	16%
13 -- 17	67	44	10%	6%
18 -- 59	57	148	8%	22%
60 ++	2	20	0%	3%
<b>Total</b>	<b>291</b>	<b>395</b>	<b>42%</b>	<b>58%</b>

NEEDS		FOREIGNERS														
First most urgent need:	Food	Foreigners among the IDPs in Site:	None													
Second most urgent need:	Shelter (tents)	Households:	None													
Third most urgent need:	Blankets	Individuals:	None													
				<table border="1"> <thead> <tr> <th>Country</th> <th>Households</th> <th>Individuals</th> </tr> </thead> <tbody> <tr> <td>Mozambique</td> <td>None</td> <td>None</td> </tr> <tr> <td>Zimbabwe</td> <td>None</td> <td>None</td> </tr> <tr> <td>None</td> <td>None</td> <td>None</td> </tr> </tbody> </table>	Country	Households	Individuals	Mozambique	None	None	Zimbabwe	None	None	None	None	None
Country	Households	Individuals														
Mozambique	None	None														
Zimbabwe	None	None														
None	None	None														

VULNERABILITIES			
Number of pregnant women:	14	Number of persons with chronic diseases / serious medical conditions:	55
Number of breastfeeding mothers:	80	Number of separated children:	0
Number of persons with physical disabilities:	6	Number of orphaned children:	50
Number of persons with mental disabilities:	8	Number of child-headed households:	6
		Number of single-female-headed households:	75
		Number of single-male-headed households:	1
		Number of elderly persons:	9

SHELTER		WASH	
Percentage of households living outside:	0%	Main source of drinking water:	Unprotected dug well
Percentage of households living in tents:	0%	Percentage of IDPs who have enough drinking water:	25%
Percentage of households living in permanent shelters:	100%	Percentage of IDPs who have access to functioning bathing/shower facilities:	0%
Top one NFI need not accessible to IDPs:	Cooking items (pots/pans)	Percentage of IDPs living in areas where open defecation is visible:	0%
Top two NFI need not accessible to IDPs:	Mosquito nets	Percentage of IDPs living in areas where garbage is visible:	0%
Top three NFI need not accessible to IDPs:	Soap/detergent for washing clothes	Primary type of sanitation facilities:	Pit latrine with slab

FOOD		HEALTH	
Percentage of Households who had less than 3 meals per day in the past week:	100%	Distance from the nearest health facility:	More than 30 minutes
How people get access to the market?	Walking	Main reason preventing IDPs from accessing healthcare services:	Nothing is preventing people
Can people buy what they need at the market?	No	Female healthcare workers available at the health facility:	Yes
Reason why most people cannot buy what they need at the market:	Do not have enough money/Prices are too high		

EDUCATION		PROTECTION	
Percentage of IDP children(3 - 5 years old) attending school:	100%	Is there security provided?	Yes
Percentage of IDP children(6 - 12 years old) attending school:	75%	Is there a threat of eviction?	No
Percentage of IDP children(13 - 17years old) attending school:	75%	Is there adequate lighting in the majority of communal points?	0%

RETURN	
What is preventing the largest IDP group from returning home?	House damaged/destroyed

Survey Date: Friday, April 5, 2019

Site Location: 35.49749, -15.585872

Site Information			
Site ID:	ZO_004	Site type:	Church
Date site opened:	3/5/2019	Is there a Site Management Committee at the site?	None
Expected period of displacement:	Between 1 and 3 months	Is the Site Management Committee made up of community members?	None
District (site Location):	Zomba	What type of organization is managing the site?	None
Is the site easily accessible?	Yes	Is there a Site Management Agency at the site?	No
Is the site safe and secure?	Yes	Is there a service provider contact list?	None
Traditional Area (site location):	Sc Mbiza		

95

Households

211

Individuals

Age Range	Male	Female	% Male	% Female
< 1	0	5	0%	2%
1 -- 5	5	10	2%	5%
6 -- 12	10	20	5%	9%
13 -- 17	8	12	4%	6%
18 -- 59	40	95	19%	45%
60 ++	1	5	0%	2%
<b>Total</b>	<b>64</b>	<b>147</b>	<b>30%</b>	<b>70%</b>

NEEDS		FOREIGNERS														
First most urgent need:	Food	Foreigners among the IDPs in Site:	None													
Second most urgent need:	Sleeping Items	Households	None													
Third most urgent need:	Kitchen utensils	Individuals	None													
				<table border="1"> <thead> <tr> <th>Country</th> <th>Households</th> <th>Individuals</th> </tr> </thead> <tbody> <tr> <td>Mozambique</td> <td>None</td> <td>None</td> </tr> <tr> <td>Zimbabwe</td> <td>None</td> <td>None</td> </tr> <tr> <td>None</td> <td>None</td> <td>None</td> </tr> </tbody> </table>	Country	Households	Individuals	Mozambique	None	None	Zimbabwe	None	None	None	None	None
Country	Households	Individuals														
Mozambique	None	None														
Zimbabwe	None	None														
None	None	None														

VULNERABILITIES			
Number of pregnant women:	5	Number of persons with chronic diseases / serious medical conditions:	28
Number of breastfeeding mothers:	28	Number of separated children:	0
Number of persons with physical disabilities:	3	Number of orphaned children:	16
Number of persons with mental disabilities:	1	Number of child-headed households:	0
		Number of single-female-headed households:	17
		Number of single-male-headed households:	1
		Number of elderly persons:	6

SHELTER		WASH	
Percentage of households living outside:	0%	Main source of drinking water:	Tube well/Borehole
Percentage of households living in tents:	0%	Percentage of IDPs who have enough drinking water:	100%
Percentage of households living in permanent shelters:	100%	Percentage of IDPs who have access to functioning bathing/shower facilities:	50%
Top one NFI need not accessible to IDPs:	Cooking items (pots/pans)	Percentage of IDPs living in areas where open defecation is visible:	0%
Top two NFI need not accessible to IDPs:	Soap/detergent for washing clothes	Percentage of IDPs living in areas where garbage is visible:	0%
Top three NFI need not accessible to IDPs:	Items for sleeping (mats, blankets,...)	Primary type of sanitation facilities:	Pit latrine without slab / open pit

FOOD		HEALTH	
Percentage of Households who had less than 3 meals per day in the past week:	100%	Distance from the nearest health facility:	More than 30 minutes
How people get access to the market?	Walking	Main reason preventing IDPs from accessing healthcare services:	There are no reachable health services
Can people buy what they need at the market?	No	Female healthcare workers available at the health facility:	Yes
Reason why most people cannot buy what they need at the market:	Do not have enough money/Prices are too high		

EDUCATION		PROTECTION	
Percentage of IDP children(3 - 5 years old) attending school:	100%	Is there security provided?	Yes
Percentage of IDP children(6 - 12 years old) attending school:	100%	Is there a threat of eviction?	Yes
Percentage of IDP children(13 - 17years old) attending school:	100%	Is there adequate lighting in the majority of communal points?	0%

RETURN	
What is preventing the largest IDP group from returning home?	House damaged/destroyed

Survey Date: Saturday, April 6, 2019

Site Location: 35.4787, -15.4782

Site Information			
Site ID:	ZO_008	Site type:	School
Date site opened:	3/7/2019	Is there a Site Management Committee at the site?	None
Expected period of displacement:	Between 2 and 1 month	Is the Site Management Committee made up of community members?	None
District (site Location):	Zomba	What type of organization is managing the site?	None
Is the site easily accessible?	Yes	Is there a Site Management Agency at the site?	No
Is the site safe and secure?	Yes	Is there a service provider contact list?	None
Traditional Area (site location):	Ta Mwambo		

72

Households

360

Individuals

Age Range	Male	Female	% Male	% Female
< 1	4	6	1%	2%
1 -- 5	23	29	6%	8%
6 -- 12	35	51	10%	14%
13 -- 17	32	47	9%	13%
18 -- 59	48	53	13%	15%
60 ++	13	19	4%	5%
<b>Total</b>	<b>155</b>	<b>205</b>	<b>43%</b>	<b>57%</b>

NEEDS		FOREIGNERS														
First most urgent need:	<b>Food</b>	Foreigners among the IDPs in Site:	None													
Second most urgent need:	<b>Sleeping materials</b>	Households	None													
Third most urgent need:	<b>Kitchen utensils</b>	Individuals	None													
				<table border="1"> <thead> <tr> <th>Country</th> <th>Households</th> <th>Individuals</th> </tr> </thead> <tbody> <tr> <td>Mozambique</td> <td>None</td> <td>None</td> </tr> <tr> <td>Zimbabwe</td> <td>None</td> <td>None</td> </tr> <tr> <td>None</td> <td>None</td> <td>None</td> </tr> </tbody> </table>	Country	Households	Individuals	Mozambique	None	None	Zimbabwe	None	None	None	None	None
Country	Households	Individuals														
Mozambique	None	None														
Zimbabwe	None	None														
None	None	None														

VULNERABILITIES			
Number of pregnant women:	2	Number of persons with chronic diseases / serious medical conditions:	5
Number of breastfeeding mothers:	10	Number of separated children:	0
Number of persons with physical disabilities:	2	Number of orphaned children:	6
Number of persons with mental disabilities:	1	Number of child-headed households:	0
		Number of single-female-headed households:	40
		Number of single-male-headed households:	15

SHELTER		WASH	
Percentage of households living outside:	0%	Main source of drinking water:	Tube well/Borehole
Percentage of households living in tents:	0%	Percentage of IDPs who have enough drinking water:	100%
Percentage of households living in permanent shelters:	100%	Percentage of IDPs who have access to functioning bathing/shower facilities:	0%
Top one NFI need not accessible to IDPs:	Cooking items (pots/pans)	Percentage of IDPs living in areas where open defecation is visible:	0%
Top two NFI need not accessible to IDPs:	Soap/detergent for washing clothes	Percentage of IDPs living in areas where garbage is visible:	0%
Top three NFI need not accessible to IDPs:	Items for sleeping (mats, blankets,...)	Primary type of sanitation facilities:	Pit latrine without slab / open pit

FOOD		HEALTH	
Percentage of Households who had less than 3 meals per day in the past week:	100%	Distance from the nearest health facility:	More than 30 minutes
How people get access to the market?	Walking	Main reason preventing IDPs from accessing healthcare services:	Health services are only accessible during part of the day or some day
Can people buy what they need at the market?	No	Female healthcare workers available at the health facility:	Yes
Reason why most people cannot buy what they need at the market:	Do not have enough money/Prices are too high		

EDUCATION		PROTECTION	
Percentage of IDP children(3 - 5 years old) attending school:	25%	Is there security provided?	Yes
Percentage of IDP children(6 - 12 years old) attending school:	75%	Is there a threat of eviction?	Yes
Percentage of IDP children(13 - 17years old) attending school:	25%	Is there adequate lighting in the majority of communal points?	0%

RETURN	
What is preventing the largest IDP group from returning home?	House damaged/destroyed

Survey Date: Saturday, April 6, 2019

Site Location: 35.551, -15.5335

Site Information			
Site ID:	ZO_012	Site type:	School
Date site opened:	3/7/2019	Is there a Site Management Committee at the site?	None
Expected period of displacement:	Between 1 and 3 months	Is the Site Management Committee made up of community members?	None
District (site Location):	Zomba	What type of organization is managing the site?	None
Is the site easily accessible?	Yes	Is there a Site Management Agency at the site?	No
Is the site safe and secure?	Yes	Is there a service provider contact list?	None
Traditional Area (site location):	Ta Mwambo		

211

Households

870

Individuals

Age Range	Male	Female	% Male	% Female
< 1	2	3	0%	0%
1 -- 5	108	126	12%	14%
6 -- 12	75	162	9%	19%
13 -- 17	20	128	2%	15%
18 -- 59	97	106	11%	12%
60 ++	14	29	2%	3%
<b>Total</b>	<b>316</b>	<b>554</b>	<b>36%</b>	<b>64%</b>

NEEDS		FOREIGNERS														
First most urgent need:	Food	Foreigners among the IDPs in Site:	None													
Second most urgent need:	Sleeping items	Households	None													
Third most urgent need:	Kitchen utensils	Individuals	None													
				<table border="1"> <thead> <tr> <th>Country</th> <th>Households</th> <th>Individuals</th> </tr> </thead> <tbody> <tr> <td>Mozambique</td> <td>None</td> <td>None</td> </tr> <tr> <td>Zimbabwe</td> <td>None</td> <td>None</td> </tr> <tr> <td>None</td> <td>None</td> <td>None</td> </tr> </tbody> </table>	Country	Households	Individuals	Mozambique	None	None	Zimbabwe	None	None	None	None	None
Country	Households	Individuals														
Mozambique	None	None														
Zimbabwe	None	None														
None	None	None														

VULNERABILITIES			
Number of pregnant women:	19	Number of persons with chronic diseases / serious medical conditions:	51
Number of breastfeeding mothers:	15	Number of child-headed households:	8
Number of persons with physical disabilities:	11	Number of elderly persons:	17
Number of persons with mental disabilities:	2	Number of separated children:	0
		Number of orphaned children:	15
		Number of single-female-headed households:	95
		Number of single-male-headed households:	12

SHELTER		WASH	
Percentage of households living outside:	25%	Main source of drinking water:	Tube well/Borehole
Percentage of households living in tents:	0%	Percentage of IDPs who have enough drinking water:	100%
Percentage of households living in permanent shelters:	75%	Percentage of IDPs who have access to functioning bathing/shower facilities:	0%
Top one NFI need not accessible to IDPs:	Shoes and clothes	Percentage of IDPs living in areas where open defecation is visible:	0%
Top two NFI need not accessible to IDPs:	Mosquito nets	Percentage of IDPs living in areas where garbage is visible:	0%
Top three NFI need not accessible to IDPs:	Items for sleeping (mats, blankets,...)	Primary type of sanitation facilities:	Pit latrine with slab

FOOD		HEALTH	
Percentage of Households who had less than 3 meals per day in the past week:	100%	Distance from the nearest health facility:	Up to 30 minutes
How people get access to the market?	Walking	Main reason preventing IDPs from accessing healthcare services:	Cost/Money
Can people buy what they need at the market?	No	Female healthcare workers available at the health facility:	Yes
Reason why most people cannot buy what they need at the market:	Do not have enough money/Prices are too high		

EDUCATION		PROTECTION	
Percentage of IDP children(3 - 5 years old) attending school:	50%	Is there security provided?	Yes
Percentage of IDP children(6 - 12 years old) attending school:	100%	Is there a threat of eviction?	Yes
Percentage of IDP children(13 - 17years old) attending school:	100%	Is there adequate lighting in the majority of communal points?	0%

RETURN	
What is preventing the largest IDP group from returning home?	Lack of food

Survey Date: Saturday, April 6, 2019

Site Location: 35.5808, -15.5214

Site Information			
Site ID:	ZO_011	Site type:	School
Date site opened:	3/7/2019	Is there a Site Management Committee at the site?	None
Expected period of displacement:	Between 1 and 3 months	Is the Site Management Committee made up of community members?	None
District (site Location):	Zomba	What type of organization is managing the site?	None
Is the site easily accessible?	Yes	Is there a Site Management Agency at the site?	No
Is the site safe and secure?	Yes	Is there a service provider contact list?	None
Traditional Area (site location):	Ta Mwambo		

63

Households

857

Individuals

Age Range	Male	Female	% Male	% Female
< 1	9	11	1%	1%
1 -- 5	41	61	5%	7%
6 -- 12	54	88	6%	10%
13 -- 17	51	104	6%	12%
18 -- 59	154	248	18%	29%
60 ++	11	25	1%	3%
<b>Total</b>	<b>320</b>	<b>537</b>	<b>37%</b>	<b>63%</b>

NEEDS		FOREIGNERS														
First most urgent need:	Food	Foreigners among the IDPs in Site:	None													
Second most urgent need:	Houses	Households	None													
Third most urgent need:	Kitchen utensils	Individuals	None													
				<table border="1"> <thead> <tr> <th>Country</th> <th>Households</th> <th>Individuals</th> </tr> </thead> <tbody> <tr> <td>Mozambique</td> <td>None</td> <td>None</td> </tr> <tr> <td>Zimbabwe</td> <td>None</td> <td>None</td> </tr> <tr> <td>None</td> <td>None</td> <td>None</td> </tr> </tbody> </table>	Country	Households	Individuals	Mozambique	None	None	Zimbabwe	None	None	None	None	None
Country	Households	Individuals														
Mozambique	None	None														
Zimbabwe	None	None														
None	None	None														

VULNERABILITIES			
Number of pregnant women:	6	Number of persons with chronic diseases / serious medical conditions:	12
Number of breastfeeding mothers:	16	Number of separated children:	0
Number of persons with physical disabilities:	3	Number of orphaned children:	0
Number of persons with mental disabilities:	3	Number of single-female-headed households:	60
		Number of single-male-headed households:	2

SHELTER		WASH	
Percentage of households living outside:	0%	Main source of drinking water:	Tube well/Borehole
Percentage of households living in tents:	50%	Percentage of IDPs who have enough drinking water:	75%
Percentage of households living in permanent shelters:	50%	Percentage of IDPs who have access to functioning bathing/shower facilities:	0%
Top one NFI need not accessible to IDPs:	Cooking items (pots/pans)	Percentage of IDPs living in areas where open defecation is visible:	0%
Top two NFI need not accessible to IDPs:	Mosquito nets	Percentage of IDPs living in areas where garbage is visible:	0%
Top three NFI need not accessible to IDPs:	Items for sleeping (mats, blankets,...)	Primary type of sanitation facilities:	Pit latrine with slab

FOOD		HEALTH	
Percentage of Households who had less than 3 meals per day in the past week:	100%	Distance from the nearest health facility:	More than 30 minutes
How people get access to the market?	Walking	Main reason preventing IDPs from accessing healthcare services:	Cost/Money
Can people buy what they need at the market?	No	Female healthcare workers available at the health facility:	Yes
Reason why most people cannot buy what they need at the market:	Do not have enough money/Prices are too high		

EDUCATION		PROTECTION	
Percentage of IDP children(3 - 5 years old) attending school:	25%	Is there security provided?	Yes
Percentage of IDP children(6 - 12 years old) attending school:	100%	Is there a threat of eviction?	No
Percentage of IDP children(13 - 17years old) attending school:	100%	Is there adequate lighting in the majority of communal points?	0%

RETURN	
What is preventing the largest IDP group from returning home?	House damaged/destroyed

Survey Date: Saturday, April 6, 2019

Site Location: 35.09611, -15.52244

Site Information			104	161
Site ID:	ZO_009	Site type:	School	Households
Date site opened:	3/9/2019	Is there a Site Management Committee at the site?	None	Individuals
Expected period of displacement:	Between 1 and 3 months	Is the Site Management Committee made up of community members?	None	
District (site Location):	Zomba	What type of organization is managing the site?	None	
Is the site easily accessible?	Yes	Is there a Site Management Agency at the site?	Yes	
Is the site safe and secure?	Yes	Is there a service provider contact list?	None	
Traditional Area (site location):	Ta Mwambo			

Age Range	Male	Female	% Male	% Female
< 1	5	1	3%	1%
1 -- 5	20	15	12%	9%
6 -- 12	0	0	0%	0%
13 -- 17	0	0	0%	0%
18 -- 59	40	64	25%	40%
60 ++	5	11	3%	7%
<b>Total</b>	<b>70</b>	<b>91</b>	<b>43%</b>	<b>57%</b>

NEEDS		FOREIGNERS		
First most urgent need:	<b>Food</b>	Foreigners among the IDPs in Site:	None	
Second most urgent need:	<b>Sleeping items</b>	Households	None	
Third most urgent need:	<b>Kitchen utensils</b>	Individuals	None	
		Country	Households	Individuals
		Mozambique	None	None
		Zimbabwe	None	None
		None	None	None

VULNERABILITIES			
Number of pregnant women:	3	Number of persons with chronic diseases / serious medical conditions:	15
Number of breastfeeding mothers:	16	Number of separated children:	0
Number of persons with physical disabilities:	9	Number of orphaned children:	0
Number of persons with mental disabilities:	1	Number of child-headed households:	0
		Number of single-female-headed households:	32
		Number of single-male-headed households:	1

SHELTER		WASH	
Percentage of households living outside:	0%	Main source of drinking water:	Tube well/Borehole
Percentage of households living in tents:	0%	Percentage of IDPs who have enough drinking water:	100%
Percentage of households living in permanent shelters:	100%	Percentage of IDPs who have access to functioning bathing/shower facilities:	0%
Top one NFI need not accessible to IDPs:	Soap/detergent for washing clothes	Percentage of IDPs living in areas where open defecation is visible:	0%
Top two NFI need not accessible to IDPs:	Mosquito nets	Percentage of IDPs living in areas where garbage is visible:	0%
Top three NFI need not accessible to IDPs:	Cooking items (pots/pans)	Primary type of sanitation facilities:	Pit latrine with slab

FOOD		HEALTH	
Percentage of Households who had less than 3 meals per day in the past week:	100%	Distance from the nearest health facility:	More than 30 minutes
How people get access to the market?	Walking	Main reason preventing IDPs from accessing healthcare services:	Nothing is preventing people
Can people buy what they need at the market?	No	Female healthcare workers available at the health facility:	Yes
Reason why most people cannot buy what they need at the market:	Do not have enough money/Prices are too high		

EDUCATION		PROTECTION	
Percentage of IDP children(3 - 5 years old) attending school:	75%	Is there security provided?	Yes
Percentage of IDP children(6 - 12 years old) attending school:	75%	Is there a threat of eviction?	No
Percentage of IDP children(13 - 17years old) attending school:	75%	Is there adequate lighting in the majority of communal points?	0%

RETURN	
What is preventing the largest IDP group from returning home?	House damaged/destroyed



Survey Date: Saturday, April 6, 2019

Site Location: 35.377, -15.5957

Site Information			
Site ID:	ZO_002	Site type:	School
Date site opened:	3/7/2019	Is there a Site Management Committee at the site?	None
Expected period of displacement:	Between 1 and 3 months	Is the Site Management Committee made up of community members?	None
District (site Location):	Zomba	What type of organization is managing the site?	None
Is the site easily accessible?	Yes	Is there a Site Management Agency at the site?	No
Is the site safe and secure?	Yes	Is there a service provider contact list?	None
Traditional Area (site location):	Sc Mbiza		

**66**

Households

**345**

Individuals

Age Range	Male	Female	% Male	% Female
< 1	3	4	1%	1%
1 -- 5	12	17	3%	5%
6 -- 12	54	46	16%	13%
13 -- 17	51	46	15%	13%
18 -- 59	39	66	11%	19%
60 ++	2	5	1%	1%
<b>Total</b>	<b>161</b>	<b>184</b>	<b>47%</b>	<b>53%</b>

NEEDS		FOREIGNERS														
First most urgent need:	Food	Foreigners among the IDPs in Site:	None													
Second most urgent need:	Tents/sleeping items	Households:	None													
Third most urgent need:	Kitchen items	Individuals:	None													
				<table border="1"> <thead> <tr> <th>Country</th> <th>Households</th> <th>Individuals</th> </tr> </thead> <tbody> <tr> <td>Mozambique</td> <td>None</td> <td>None</td> </tr> <tr> <td>Zimbabwe</td> <td>None</td> <td>None</td> </tr> <tr> <td>None</td> <td>None</td> <td>None</td> </tr> </tbody> </table>	Country	Households	Individuals	Mozambique	None	None	Zimbabwe	None	None	None	None	None
Country	Households	Individuals														
Mozambique	None	None														
Zimbabwe	None	None														
None	None	None														

VULNERABILITIES			
Number of pregnant women:	8	Number of persons with chronic diseases / serious medical conditions:	19
Number of breastfeeding mothers:	13	Number of separated children:	0
Number of persons with physical disabilities:	35	Number of orphaned children:	1
Number of persons with mental disabilities:	0	Number of single-female-headed households:	14
		Number of single-male-headed households:	1

SHELTER		WASH	
Percentage of households living outside:	0%	Main source of drinking water:	Tube well/Borehole
Percentage of households living in tents:	0%	Percentage of IDPs who have enough drinking water:	100%
Percentage of households living in permanent shelters:	100%	Percentage of IDPs who have access to functioning bathing/shower facilities:	25%
Top one NFI need not accessible to IDPs:	Shoes and clothes	Percentage of IDPs living in areas where open defecation is visible:	0%
Top two NFI need not accessible to IDPs:	Soap/detergent for washing clothes	Percentage of IDPs living in areas where garbage is visible:	0%
Top three NFI need not accessible to IDPs:	Items for sleeping (mats, blankets,...)	Primary type of sanitation facilities:	Pit latrine with slab

FOOD		HEALTH	
Percentage of Households who had less than 3 meals per day in the past week:	100%	Distance from the nearest health facility:	There is no reachable health facility
How people get access to the market?	Walking	Main reason preventing IDPs from accessing healthcare services:	Cost/Money
Can people buy what they need at the market?	Not most people	Female healthcare workers available at the health facility:	Yes
Reason why most people cannot buy what they need at the market:	Do not have enough money/Prices are too high		

EDUCATION		PROTECTION	
Percentage of IDP children(3 - 5 years old) attending school:	100%	Is there security provided?	No
Percentage of IDP children(6 - 12 years old) attending school:	100%	Is there a threat of eviction?	No
Percentage of IDP children(13 - 17years old) attending school:	100%	Is there adequate lighting in the majority of communal points?	0%

RETURN	
What is preventing the largest IDP group from returning home?	House damaged/destroyed

Survey Date: Saturday, April 6, 2019

Site Location: 35.5678, -15.4282

Site Information			
Site ID:	ZO_016	Site type:	School
Date site opened:	3/8/2019	Is there a Site Management Committee at the site?	None
Expected period of displacement:	Between 1 and 3 months	Is the Site Management Committee made up of community members?	None
District (site Location):	Zomba	What type of organization is managing the site?	None
Is the site easily accessible?	Yes	Is there a Site Management Agency at the site?	No
Is the site safe and secure?	Yes	Is there a service provider contact list?	None
Traditional Area (site location):	Ta Mwambo		

212

Households

815

Individuals

Age Range	Male	Female	% Male	% Female
< 1	4	6	0%	1%
1 -- 5	25	50	3%	6%
6 -- 12	38	52	5%	6%
13 -- 17	10	13	1%	2%
18 -- 59	256	337	31%	41%
60 ++	9	15	1%	2%
<b>Total</b>	<b>342</b>	<b>473</b>	<b>42%</b>	<b>58%</b>

NEEDS		FOREIGNERS														
First most urgent need:	Food	Foreigners among the IDPs in Site:	None													
Second most urgent need:	Shelter	Households:	None													
Third most urgent need:	Items for sleeping	Individuals:	None													
				<table border="1"> <thead> <tr> <th>Country</th> <th>Households</th> <th>Individuals</th> </tr> </thead> <tbody> <tr> <td>Mozambique</td> <td>None</td> <td>None</td> </tr> <tr> <td>Zimbabwe</td> <td>None</td> <td>None</td> </tr> <tr> <td>None</td> <td>None</td> <td>None</td> </tr> </tbody> </table>	Country	Households	Individuals	Mozambique	None	None	Zimbabwe	None	None	None	None	None
Country	Households	Individuals														
Mozambique	None	None														
Zimbabwe	None	None														
None	None	None														

VULNERABILITIES			
Number of pregnant women:	9	Number of persons with chronic diseases / serious medical conditions:	32
Number of breastfeeding mothers:	38	Number of separated children:	0
Number of persons with physical disabilities:	5	Number of orphaned children:	2
Number of persons with mental disabilities:	0	Number of single-female-headed households:	25
		Number of single-male-headed households:	2

SHELTER		WASH	
Percentage of households living outside:	0%	Main source of drinking water:	Tube well/Borehole
Percentage of households living in tents:	0%	Percentage of IDPs who have enough drinking water:	100%
Percentage of households living in permanent shelters:	100%	Percentage of IDPs who have access to functioning bathing/shower facilities:	0%
Top one NFI need not accessible to IDPs:	Cooking items (pots/pans)	Percentage of IDPs living in areas where open defecation is visible:	0%
Top two NFI need not accessible to IDPs:	Mosquito nets	Percentage of IDPs living in areas where garbage is visible:	0%
Top three NFI need not accessible to IDPs:	Items for sleeping (mats, blankets,...)	Primary type of sanitation facilities:	Pit latrine with slab

FOOD		HEALTH	
Percentage of Households who had less than 3 meals per day in the past week:	100%	Distance from the nearest health facility:	More than 30 minutes
How people get access to the market?	Walking	Main reason preventing IDPs from accessing healthcare services:	Nothing is preventing people
Can people buy what they need at the market?	No	Female healthcare workers available at the health facility:	Yes
Reason why most people cannot buy what they need at the market:	Do not have enough money/Prices are too high		

EDUCATION		PROTECTION	
Percentage of IDP children(3 - 5 years old) attending school:	25%	Is there security provided?	Yes
Percentage of IDP children(6 - 12 years old) attending school:	100%	Is there a threat of eviction?	Yes
Percentage of IDP children(13 - 17years old) attending school:	75%	Is there adequate lighting in the majority of communal points?	0%

RETURN	
What is preventing the largest IDP group from returning home?	Lack of food

Survey Date: Saturday, April 6, 2019

Site Location: 35.35269, -15.60476

Site Information			
Site ID:	ZO_001	Site type:	Health centre
Date site opened:	3/6/2019	Is there a Site Management Committee at the site?	None
Expected period of displacement:	Between 1 and 3 months	Is the Site Management Committee made up of community members?	None
District (site Location):	Zomba	What type of organization is managing the site?	None
Is the site easily accessible?	Yes	Is there a Site Management Agency at the site?	No
Is the site safe and secure?	Yes	Is there a service provider contact list?	None
Traditional Area (site location):	Sc Mbiza		

74

Households

389

Individuals

Age Range	Male	Female	% Male	% Female
< 1	6	16	2%	4%
1 -- 5	43	62	11%	16%
6 -- 12	67	88	17%	23%
13 -- 17	16	21	4%	5%
18 -- 59	14	52	4%	13%
60 ++	0	4	0%	1%
<b>Total</b>	<b>146</b>	<b>243</b>	<b>38%</b>	<b>62%</b>

NEEDS		FOREIGNERS														
First most urgent need:	Food	Foreigners among the IDPs in Site:	None													
Second most urgent need:	Tent	Households	None													
Third most urgent need:	Blankets	Individuals	None													
				<table border="1"> <thead> <tr> <th>Country</th> <th>Households</th> <th>Individuals</th> </tr> </thead> <tbody> <tr> <td>Mozambique</td> <td>None</td> <td>None</td> </tr> <tr> <td>Zimbabwe</td> <td>None</td> <td>None</td> </tr> <tr> <td>None</td> <td>None</td> <td>None</td> </tr> </tbody> </table>	Country	Households	Individuals	Mozambique	None	None	Zimbabwe	None	None	None	None	None
Country	Households	Individuals														
Mozambique	None	None														
Zimbabwe	None	None														
None	None	None														

VULNERABILITIES			
Number of pregnant women:	12	Number of persons with chronic diseases / serious medical conditions:	25
Number of breastfeeding mothers:	47	Number of separated children:	0
Number of persons with physical disabilities:	11	Number of orphaned children:	11
Number of persons with mental disabilities:	4	Number of child-headed households:	0
		Number of single-female-headed households:	33
		Number of single-male-headed households:	5

SHELTER		WASH	
Percentage of households living outside:	0%	Main source of drinking water:	Unprotected spring
Percentage of households living in tents:	0%	Percentage of IDPs who have enough drinking water:	100%
Percentage of households living in permanent shelters:	100%	Percentage of IDPs who have access to functioning bathing/shower facilities:	50%
Top one NFI need not accessible to IDPs:	Mosquito nets	Percentage of IDPs living in areas where open defecation is visible:	75%
Top two NFI need not accessible to IDPs:	Items for sleeping (mats, blankets,...)	Percentage of IDPs living in areas where garbage is visible:	100%
Top three NFI need not accessible to IDPs:	Soap/detergent for washing clothes	Primary type of sanitation facilities:	Pit latrine with slab

FOOD		HEALTH	
Percentage of Households who had less than 3 meals per day in the past week:	25%	Distance from the nearest health facility:	More than 30 minutes
How people get access to the market?	Walking	Main reason preventing IDPs from accessing healthcare services:	Cost/Money
Can people buy what they need at the market?	Not most people	Female healthcare workers available at the health facility:	Yes
Reason why most people cannot buy what they need at the market:	Do not have enough money/Prices are too high		

EDUCATION		PROTECTION	
Percentage of IDP children(3 - 5 years old) attending school:	75%	Is there security provided?	No
Percentage of IDP children(6 - 12 years old) attending school:	75%	Is there a threat of eviction?	No
Percentage of IDP children(13 - 17years old) attending school:	75%	Is there adequate lighting in the majority of communal points?	0%

RETURN	
What is preventing the largest IDP group from returning home?	House damaged/destroyed