

CHADIAN MIGRANTS IN LIBYA

September 2024

There are **78,311**

migrants from Chad in Libya. Chad is the fourth most-represented nationality in Libya — 10 per cent of migrants are Chadians — the fourth most-represented nationality.

The majority of Chadian migrants surveyed by DTM Libya in 2024 were employed, single, male, less than 30 years old and never attended school or had not completed a primary level of education.

29%
of migrants from Chad interviewed by DTM Libya in 2024 are married

8%
of migrants from Chad who were married were in Libya with their spouse

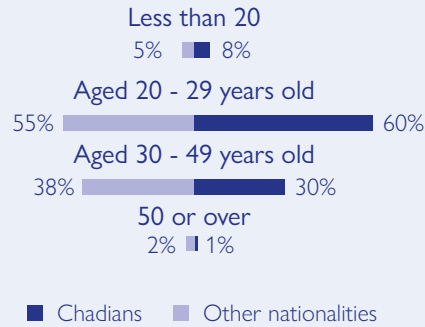
GET IN TOUCH

✉ DTMLibya@iom.int

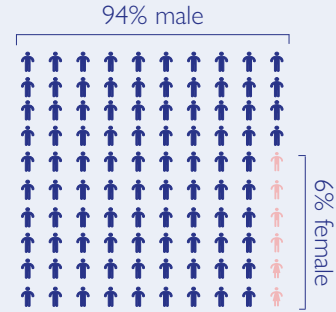
🌐 <http://dtm.iom.int/libya>



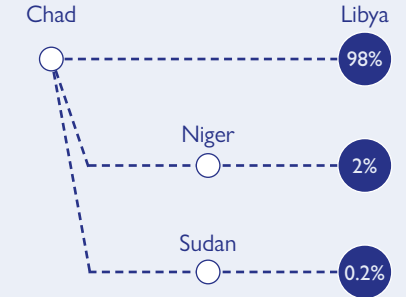
AGE



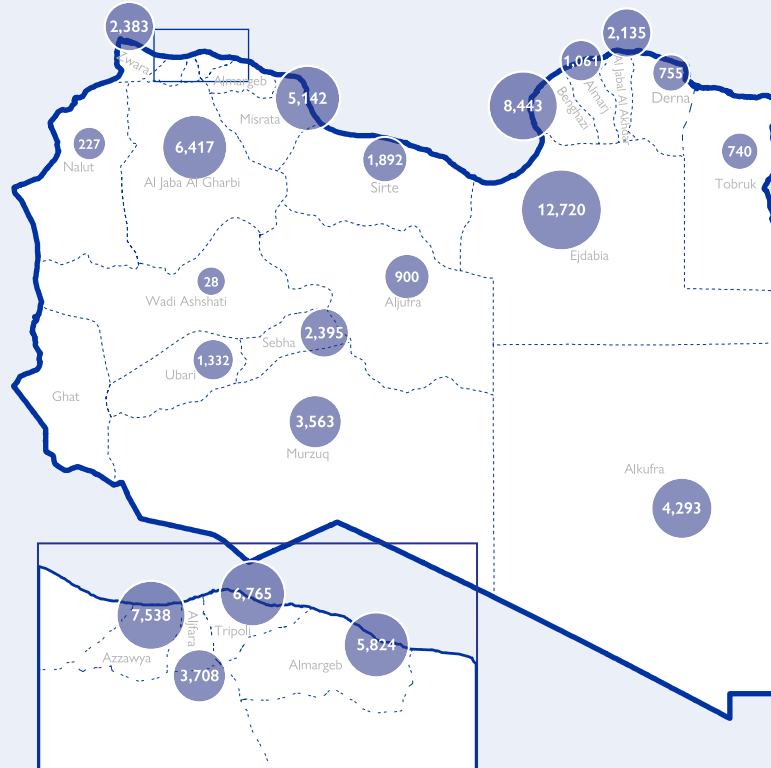
SEX



ROUTES TO LIBYA



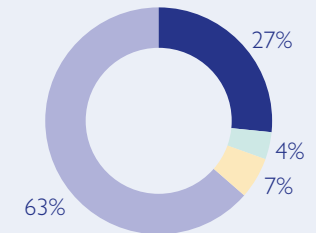
PRESENCE OF CHADIAN MIGRANTS IN LIBYA BY MANTIKA



SEASONALITY

One in ten migrants from Chad (9%) travels regularly (e.g. on seasonal or annual basis) between Libya and Chad in line with the average across migrants of all nationalities.

Reasons of seasonal migration



- Seasonal agriculture or animal (pastoral / transhumance) related activities
- Transportation related reasons (moving of goods or people)
- Trading of goods across border
- Other reasons related to family visits and holiday breaks.

EMPLOYMENT



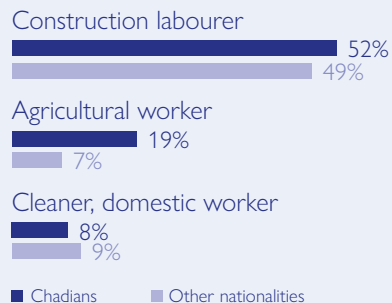
One fifth of migrants (22%) from Chad interviewed by DTM Libya in 2024 were unemployed and actively seeking work - a slightly higher rate compared to the overall migrant population in Libya (20%).

WORK CONTRACT

60%

of employed Chadian migrants were contracted on a short-term or casual basis (e.g. very short term or on an occasional and intermittent basis), compared to 49 per cent of migrants of other nationalities.

TOP 3 EMPLOYMENT SECTORS



REMITTANCES

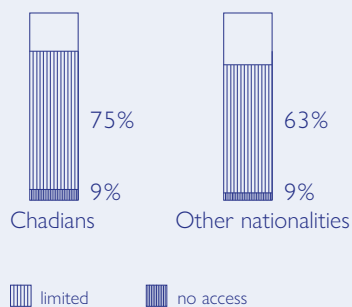
46%

of migrants from Chad reported that the money they send home was their household's primary source of income compared to 49 per cent of migrants from other nationalities.

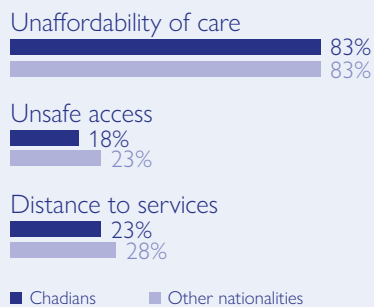
64%

Two-thirds of Chadians sending money home stated that their remittances help cover their family's food needs, a rate slightly lower than the average across other nationalities (71%).

ACCESS TO HEALTHCARE



TOP BARRIERS TO HEALTHCARE



ACCESS TO EDUCATION

32%

of Chadian children in Libya have access to education, compared to 43 per cent of migrant children from other nationalities. The primary obstacles preventing school attendance are the lack of proper documentation and financial constraints.

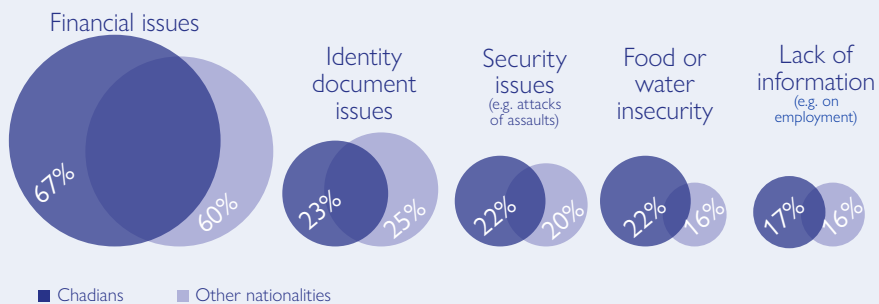
ABOUT THIS PROFILE

METHODOLOGY The information included in this report is based on 22,342 interviews with migrants (2,264 of which with Chadians) conducted between 1 January 2024 and 30 September 2024. The population figures are based on key informant interviews.

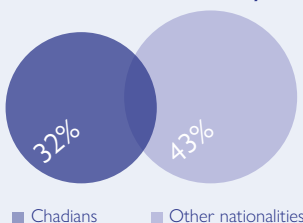
LIMITATIONS This brief provides a snapshot of a highly heterogeneous group of people on the move in a quickly evolving context. The purposive sampling approach used limits the sex and age breakdown as well as the findings on migrant vulnerabilities from being fully statistically representative of the demographic make-up of the (Chadian) migrant population in Libya.

TOP DIFFICULTIES FACED IN LIBYA

(multiple-choice question)



Percentage of migrants' children with access to school in Libya



© IOM 2024. Some rights reserved. This work is made available under the [Creative Commons Attribution-NonCommercial-NoDerivs 3.0 IGO License](https://creativecommons.org/licenses/by-nc-nd/3.0/) (CC BY-NC-ND 3.0 IGO). This publication was issued without formal editing by IOM. The following citation is required when using any data and information included in this information product: "International Organization for Migration (IOM), Nov 2024. IOM Libya: Chadian Migrants in Libya. IOM, Libya." Find all DTM Libya reports here: dtm.iom.int/libya.



Project funded by The European Union