

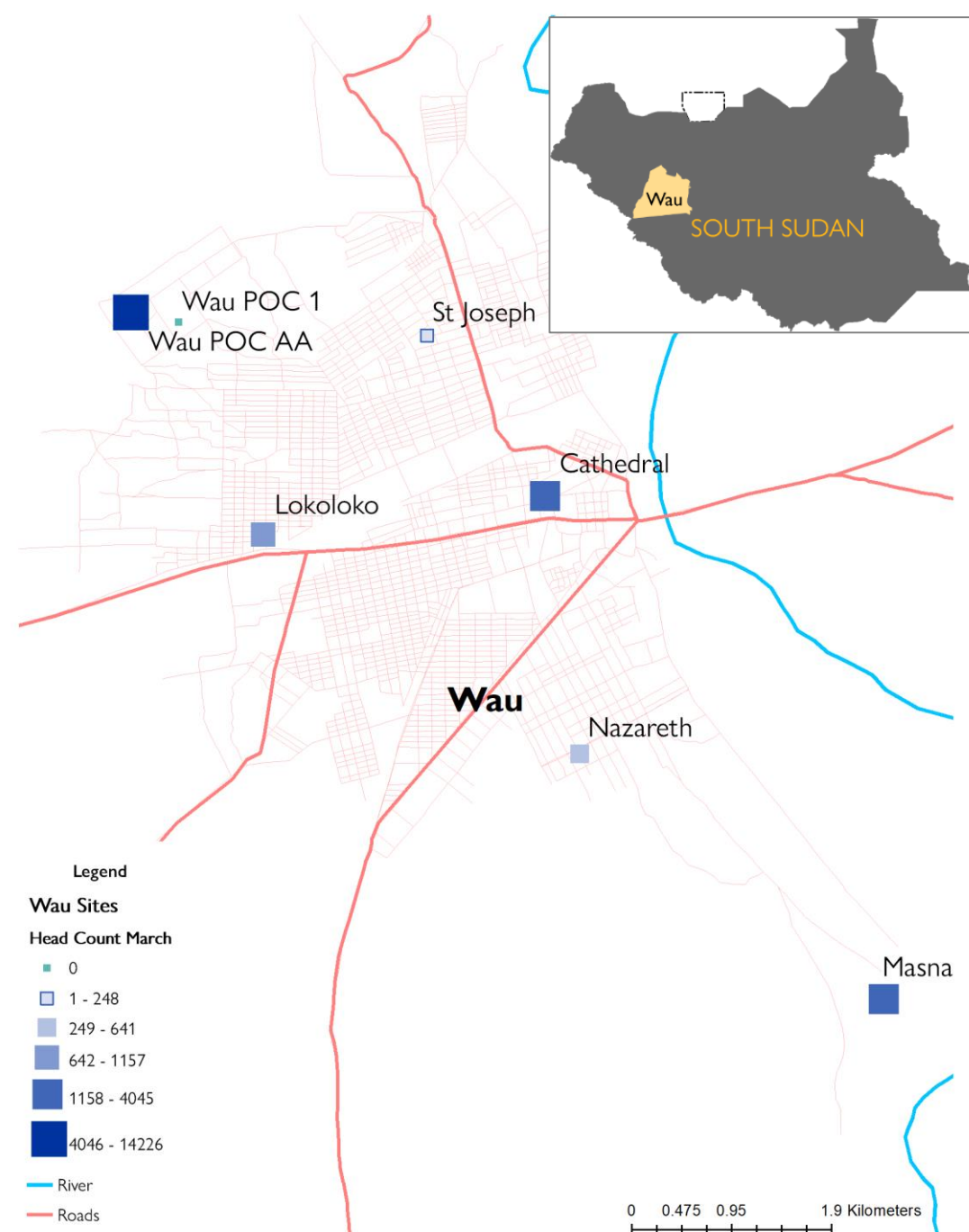
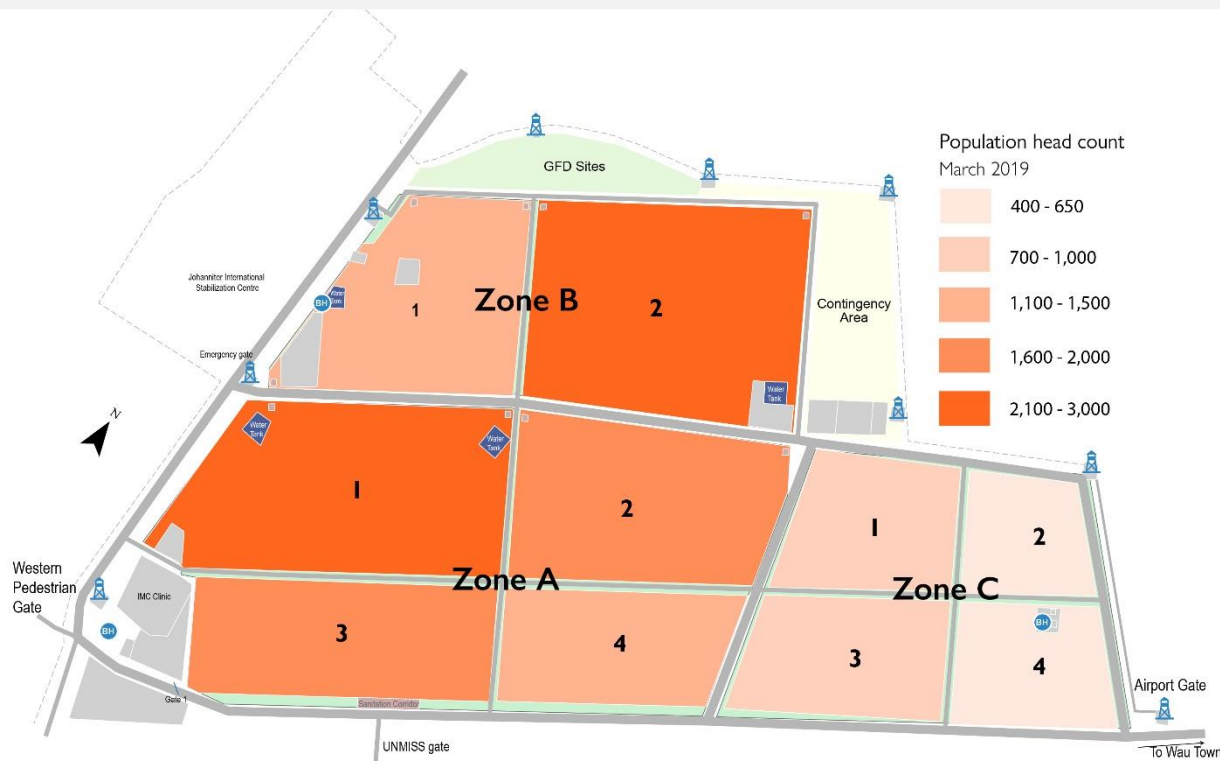
HEADCOUNT

Wau PoC sites & collective centres

Data collection March 2019

Wau Town features one PoC site and five collective centres in which IOM DTM conducts monthly headcounts to monitor changing population dynamics and displacement trends. In March 2019, the monthly count was held in Wau PoC AA site, as well as Cathedral, Nazareth, St. Joseph, Lokoloko and Masna collective centres. Throughout 2018 until February 2019, a steady decline in the Wau PoC AA site population was observed. On March 2019 a slight increment was observed due to conflict-induced movement from Jur River (Rocrodong and Kuarjena). Between February and March 2019, **Wau PoC AA site's population increased by four per cent (596 individuals).**

Population by Zone and block, Wau PoC AA (March 2019): 14,226 individuals



Wau PoC AA and collective sites by population size, March 2019

HEADCOUNT


Wau PoC sites & collective centres

Data collection March 2019

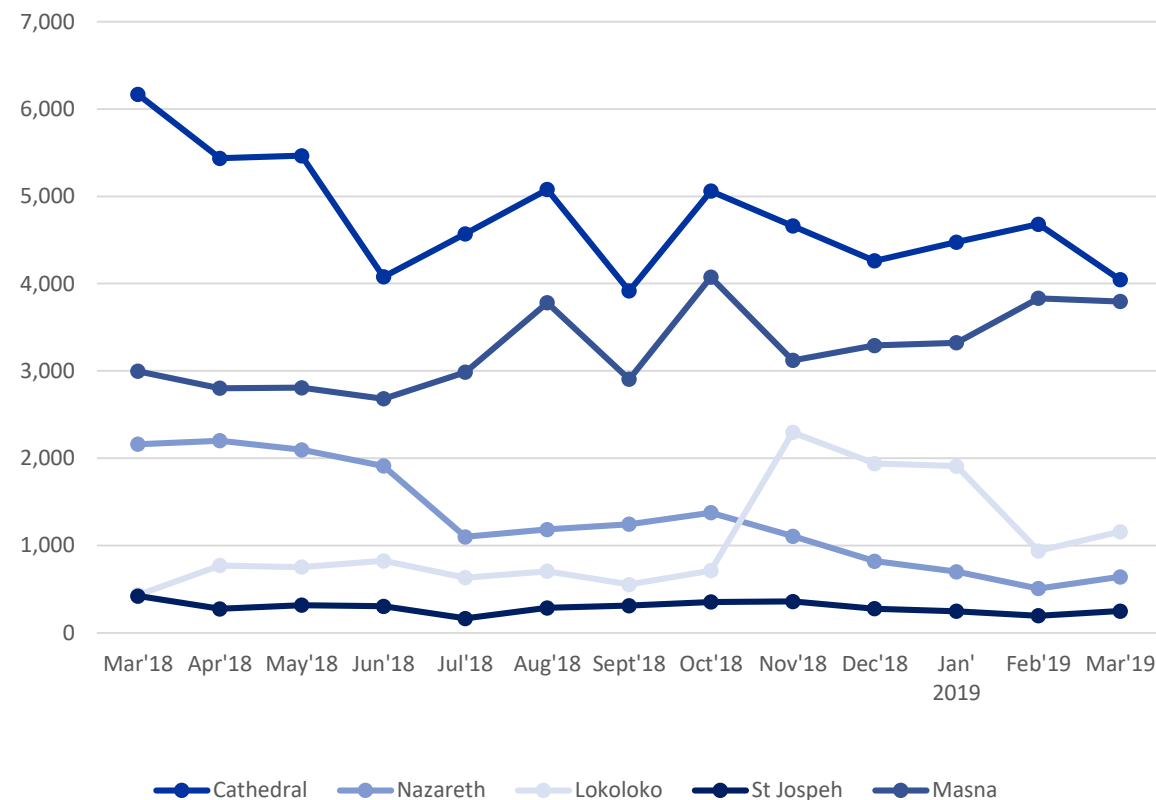
Wau collective centres population figures in March 2019 documented a net decrease of 265 individuals comparing with February 2019. Per location, population figures and dynamics were:

- Cathedral **4,045 individuals** ↓ **635 decrease** from Feb'19
- Masna **3,795 individuals** ↓ **36 decrease** from Feb'19
- Lokoloko **938 individuals** ↑ **219 decrease** from Feb'19
- Nazareth **506 individuals** ↑ **135 increase** from Feb'19
- St. Joseph **196 individuals** ↑ **52 decrease** from Feb'19

Population in Collective Centres and Wau PoC 1 (March '19)



Monthly trend in Wau collective centres, March 2018 – March 2019



For further information, contact southsudandtm@iom.int & visit <https://displacement.iom.int/south-sudan>.

DTM IS SUPPORTED BY

