

Top LGAs with Variation	
Round 26	Round 25

Maiduguri
263,055
234,045

Nganzai
36,973
29,761

Jalingo
16,864
37,006

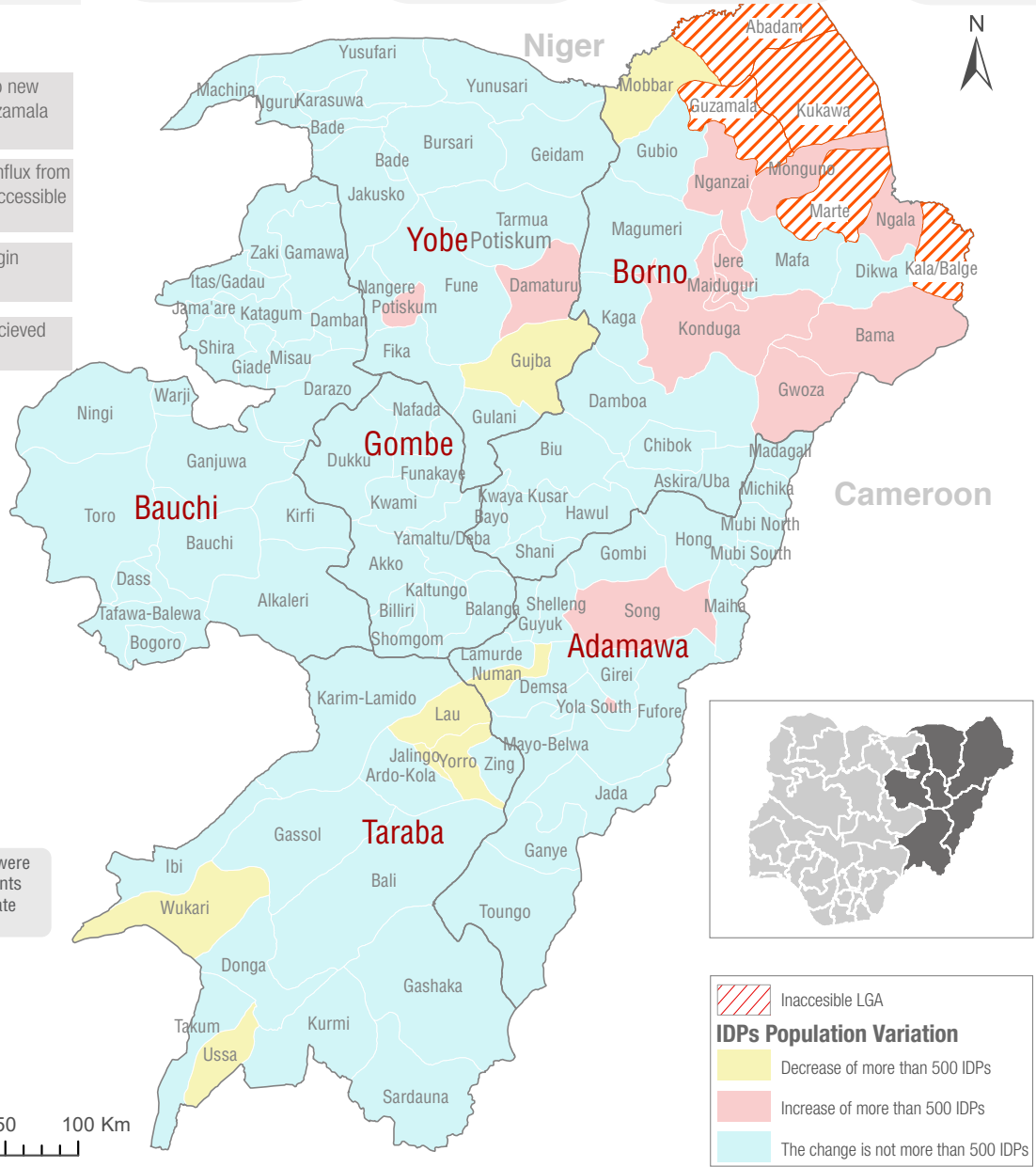
Gujba
28,148
43,288

Maiduguri: IDP population increase due to new arrivals from Kukawa, Kala/Balge and Guzamala LGA

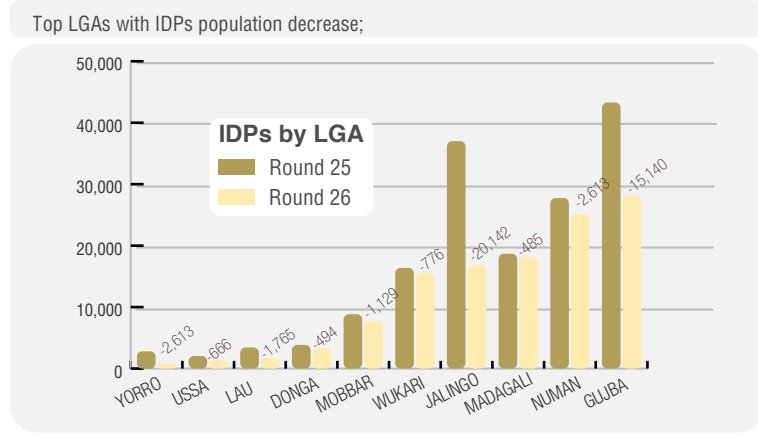
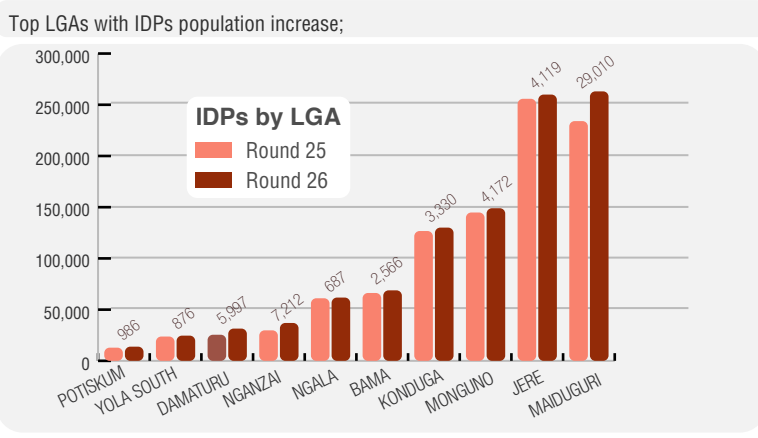
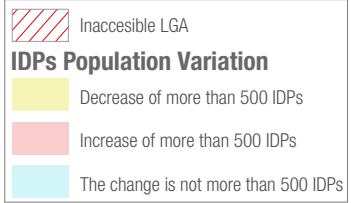
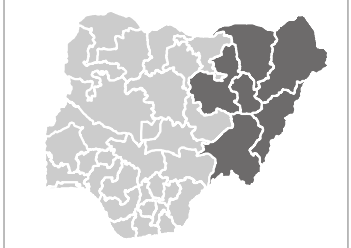
Nganzai: IDP population increase due to influx from Guzamala LGA and new arrivals from inaccessible locations

Jalingo: IDPs returned to their place of origin

Gujba: IDP population reduction due to perceived insecurity in the LGA



Guzamala, Kala/Balge and Kukawa LGA were inaccessible during Round 26 assessments because of the recent attacks by Non State Armed Group (NSAG)



Reasons for increase

- Conflicts/Attacks
- New arrivals
- Farmers-herdsmen clashes

Reasons for decrease

- Returned to place of origin
- Insecurity
- Relocated for farming activities

The depiction and use of boundaries, geographic names, and related data shown on maps and included in this report are not warranted to be error free nor do they imply judgment on the legal status of any territory, or any endorsement or acceptance of such boundaries by IOM.