

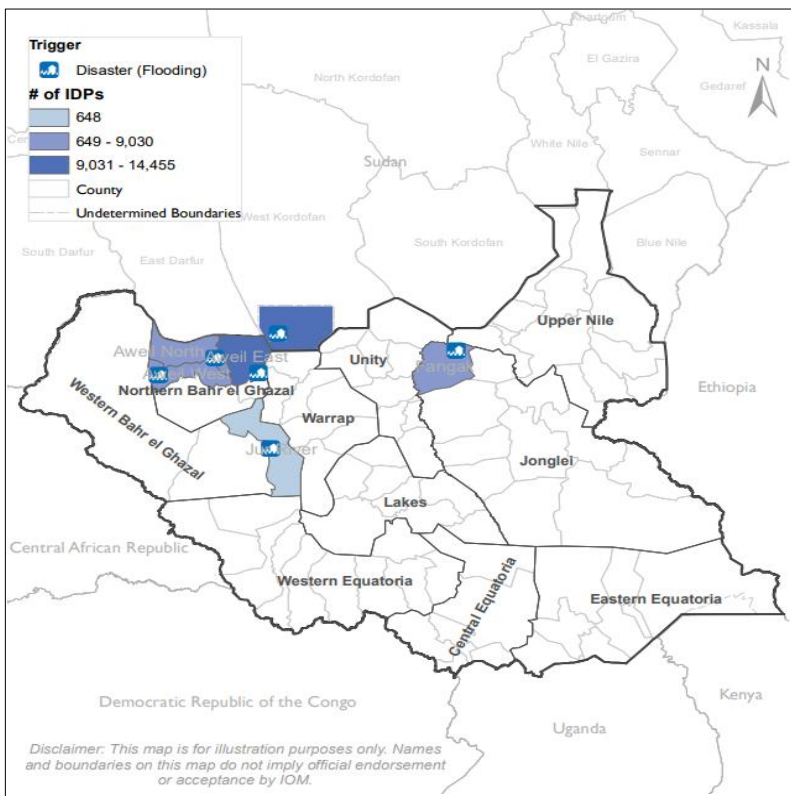
### HIGHLIGHTS

South Sudan is currently facing a complex humanitarian crisis characterized by extensive internal displacements. The underlying causes of these displacement dynamics are varied and include communal clashes, flooding, insecurity, violence, natural disasters, and cross-border movements.

In the month of September 2024, enumerators from the Displacement Tracking Matrix documented significant flood-induced displacements affecting 44,497 individuals. The majority of these displacements occurred in Northern Bahr el Ghazal where 14,455 individuals were displaced to Aweil East, 11,756 to Aweil West and 9,030 to Aweil North. Additionally, 11,930 individuals were displaced to Abyei Administrative Area, while Jonglei and Western Bahr el Ghazal saw 6,500 and 995 individuals displaced to Fangak and Jur River, respectively.

The effect of these displacements calls for urgent humanitarian intervention among the affected population. Those who have been displaced identified their most pressing requirements as being in dire need of food, health and shelter.


### MAP - DISPLACEMENT



### METHODOLOGY AND CONTEXT

The Event Tracking tool is a rapid displacement tracking system that collects data on over 50 households' movements through assessments by DTM staff and local enumerators. Information is gathered via direct visits or interviews with key informants, and cross-referenced with secondary sources for accuracy. The data reflects the situation at the time of assessment, and while efforts are made to ensure accuracy, the comprehensive nationwide coverage cannot be guaranteed by the International Organization for Migration (IOM).

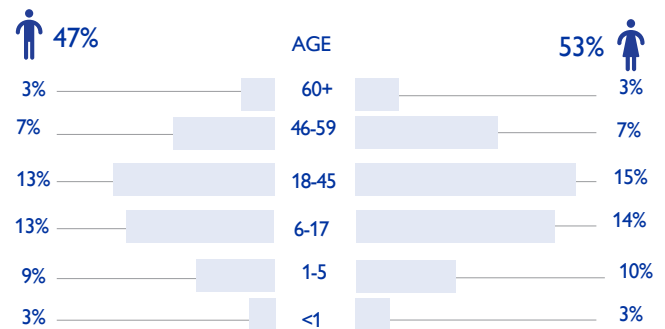
### KEY DISPLACEMENT FIGURES



### IDP FIGURES

COUNTY	MALE	FEMALE	TOTAL	TRIGGER
Aweil East	7,129	7,326	14,455	Disaster (Flooding)
Abyei	5,340	6,590	11,930	Disaster (Flooding)
Aweil West	5,861	5,895	11,756	Disaster (Flooding)
Aweil North	4,460	4,570	9,030	Disaster (Flooding)
Fangak	2,700	3,800	6,500	Disaster (Flooding)
Jur River	466	529	995	Disaster (Flooding)
<b>Total</b>	<b>25,956</b>	<b>28,710</b>	<b>54,666</b>	

### DEMOGRAPHICS



### TOP THREE PRIORITY NEEDS RANKED



Perceptions of current needs are linked to key informant insights, highlighting and prioritizing immediate challenges or gaps in this specific context.