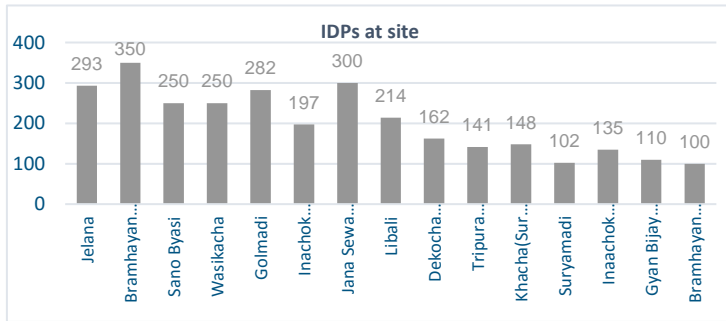
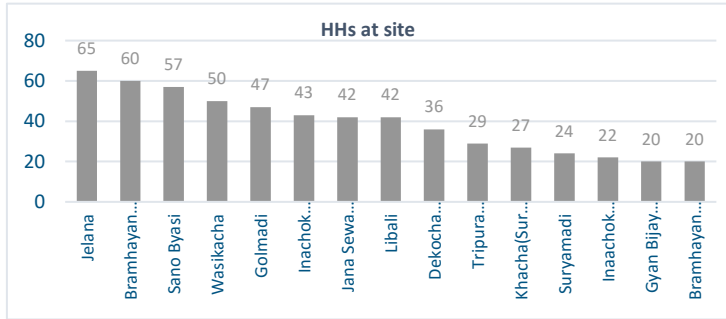


15 Number of sites assessed

584 Total number of displaced household

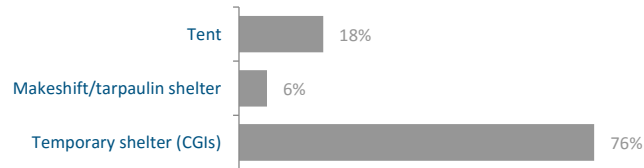
3,034 Total number of IDPs



Site types:

- 10 Open ground (park, playground, sports ground, other)
- 3 Collective centre (schools, offices, religious, hospital, other)
- 2 Other (Cultivated/agriculture land, community forest, private land)

Common shelter types:



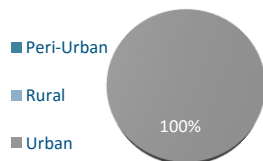
Sites Classification:

- 0 Planned
- 15 Spontaneous


Sites land ownership:

- 47% Private
- 53% Public/Government

Sites location:



Sites accessibility:



IDPs district of origin:

Bhaktapur

Distance from origin:

- 0% Less than 10 minutes
- 6.7% 10-30 minutes
- 0% Half hour to 1 hour
- 0% 1-3 hours
- 93.3% Longer than 3 hours

IDPs sleep in site:

- 0% 50% or less
- 53.3% 51% to 75%
- 46.7% More than 75%

Pre-EQ IDPs housing status:

- 0% Rented
- 100.0% Own

Functioning toilets:

- 7.0 per site (average)
- 1.7 per 50 IDPs

Main drinking water sources:

- 53.3% Piped water supply
- 0% Spring/river
- 40.0% Water truck
- 0% Unprotected Well
- 6.7% Protected Well
- 0% Hand pumps

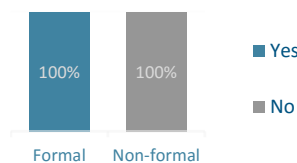
Access to food distribution:

- 26.7% Yes, On-Site
- 40.0% Yes, Off-site
- 33.3% No

Common sources of foods:

- 100.0% Own cash
- 0% Borrowed cash
- 0% Own/Cultivated
- 0% Food distribution

Education facilities accessibility:



Area of intended return:

- 86.7% Place of origin
- 0% None (Stay here)
- 13.3% Habitual residence
- 0% Nearest village
- 0% Other place in the country
- 0% Don't know

Main factors preventing return:

- 0% Fear of landslide/aftershock
- 100.0% House damaged/destroyed
- 0% Lack of access from landslide
- 0% Other

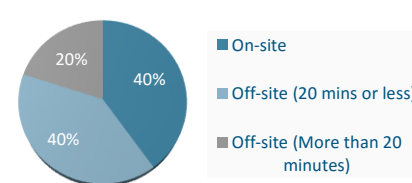
IDPs living condition (Shelter):

	Living indoors (solid walls)	Living in tents	Living in makeshift	Living in temporary shelter (CGIs)
< 25%	0%	34%	5%	13%
< 50%	4%	0%	0%	4%
< 75%	0%	3%	0%	13%
75% +	0%	10%	3%	67%
None	96%	53%	92%	3%

Top three NFIs need:

Mosquito net, Tarpaulin, and Sleeping beds/mats

Location of main water source:



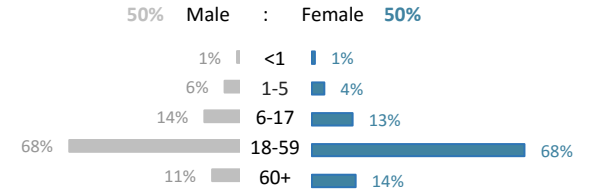
Distance to health facility from site:

- 0% On-site
- 73.0% Off-site (< 30 minutes)
- 27.0% Off-site (1-2 hours)
- 0% Off-site (> 2 hours)

On-site security available:

- 60.0% Yes
- 40.0% No

Demographics



IDPs with special needs

- 0.1% Pregnant women
- 1.9% Breastfeeding mothers
- 1.0% Persons with disabilities
- 0.6% Persons with chronic diseases

Sites having functional WASH facilities (toilets, bathrooms) during rainy season:

- 87% Yes
- 13% No
- 0% Unknown

* Reasons for non-functional WASH facilities
Overflow of drainage and WASH facilities are not sustainable during rains

Sites having DRINKING WATER accessibility during rainy season:

- 60% Yes
- 13% No
- 27% Unknown

* Reasons of DRINKING WATER inaccessibility
Rains make water in open water storage/well polluted and muddy, Lack of water supply

Sites having HEALTH FACILITIES accessibility during rainy season:

- 87% Yes
- 0% No
- 13% Unknown

* Reasons of HEALTH FACILITIES inaccessibility
None

IDPs at sites have awareness whom to contact in case of emergency during rainy season:

