

Displacement overview

174 340 Individuals
43 291 Households

185 Locations assessed
131 sites, 1 collective center and 53 host communities

Demographics

98% of households have children

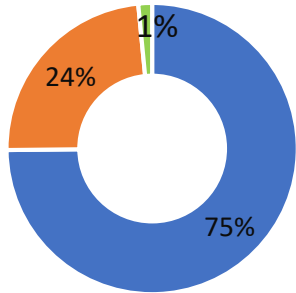
2% Elderly

67% Minors

7 Average household size

Demographics data was collected at the household level through a demographics calculator with a sample of 13 221 households

Displaced populations

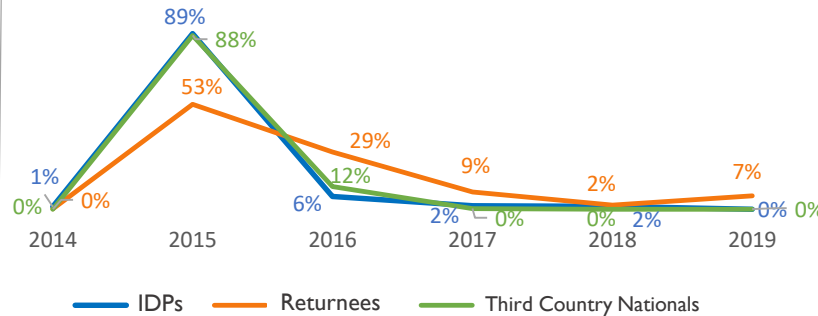


130 472 Internally Displaced Persons (IDPs)

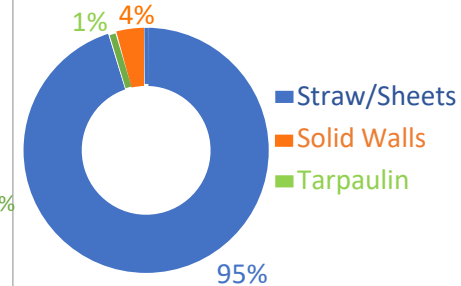
41 199 Returnees

2 669 Third Country Nationals (TCNs)

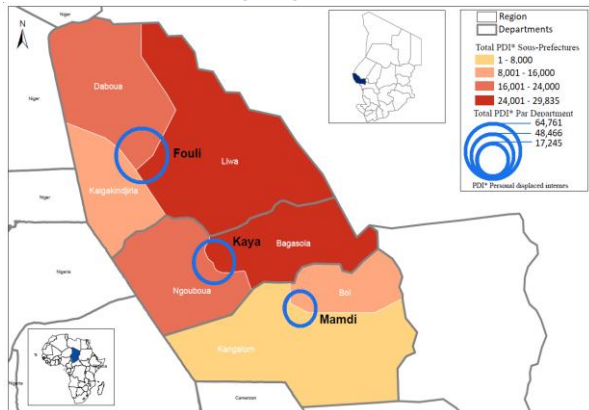
Year of displacement of displaced populations



Shelter types

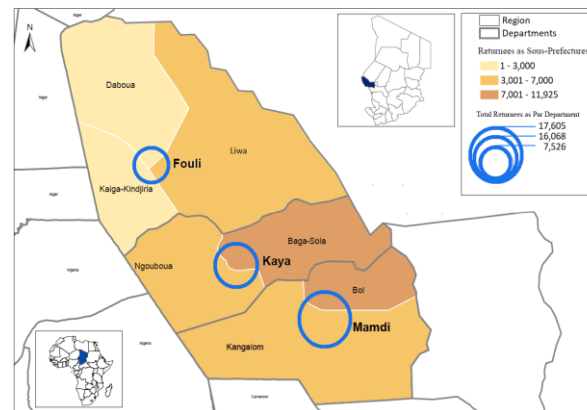


Internally Displaced Persons



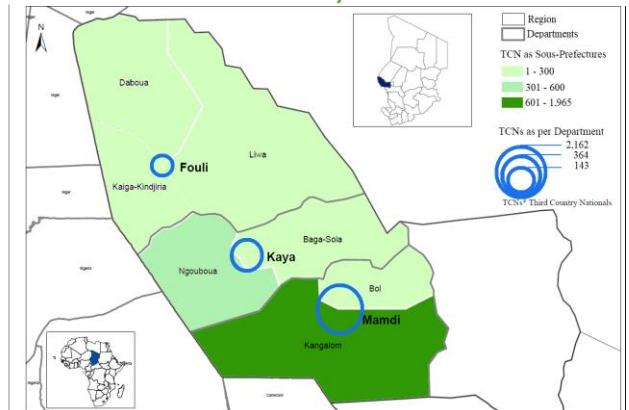
Department	Households	Individuals
Fouli	17 025	64 761
Kaya	11 631	48 466
Mamdi	4 126	17 245
Total	32 782	130 472

Returnees



Department	Households	Individuals
Fouli	1 813	7 526
Kaya	3 844	16 068
Mamdi	4 211	17 605
Total	9 868	41 199

Third Country Nationals



Department	Households	Individuals
Fouli	37	143
Kaya	87	364
Mamdi	517	2 162
Total	641	2 669