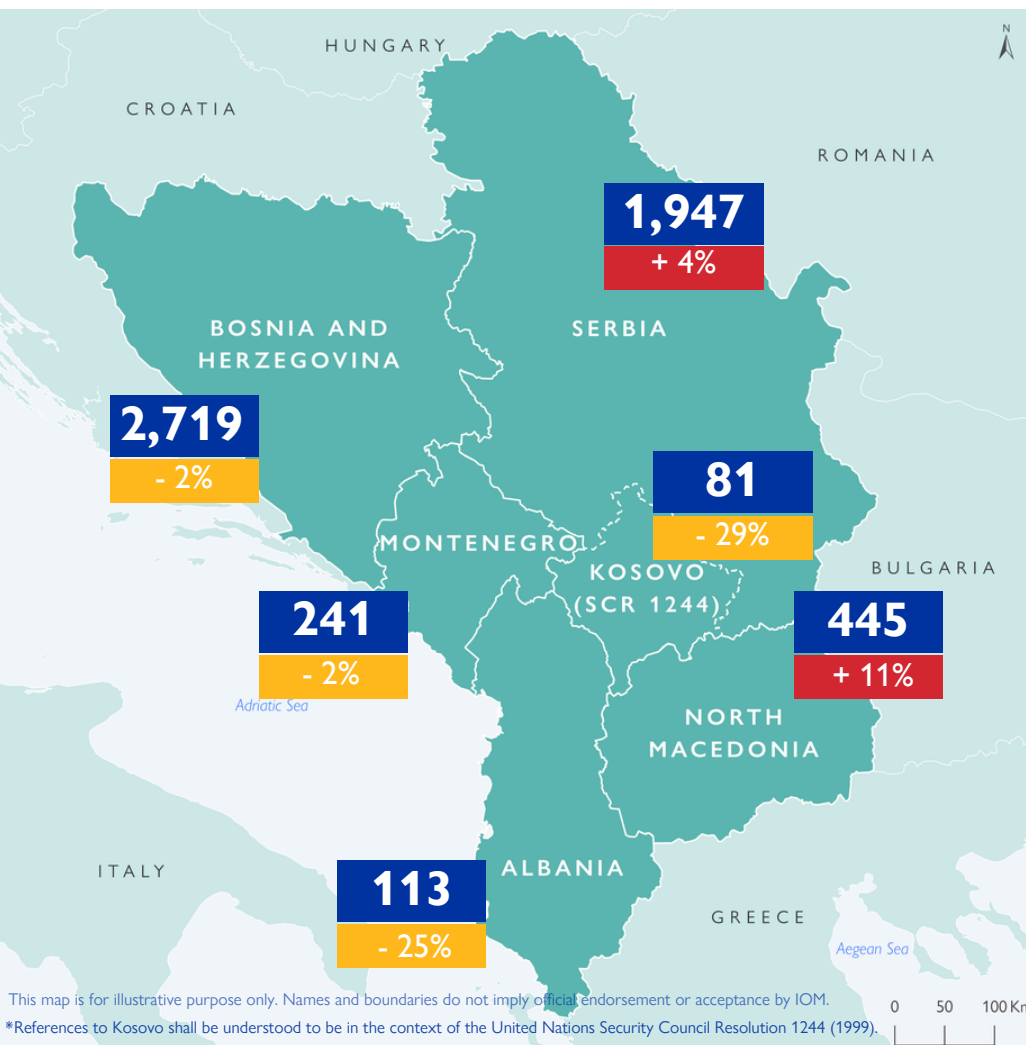


REGISTRATIONS ON ARRIVAL ^{1,2}

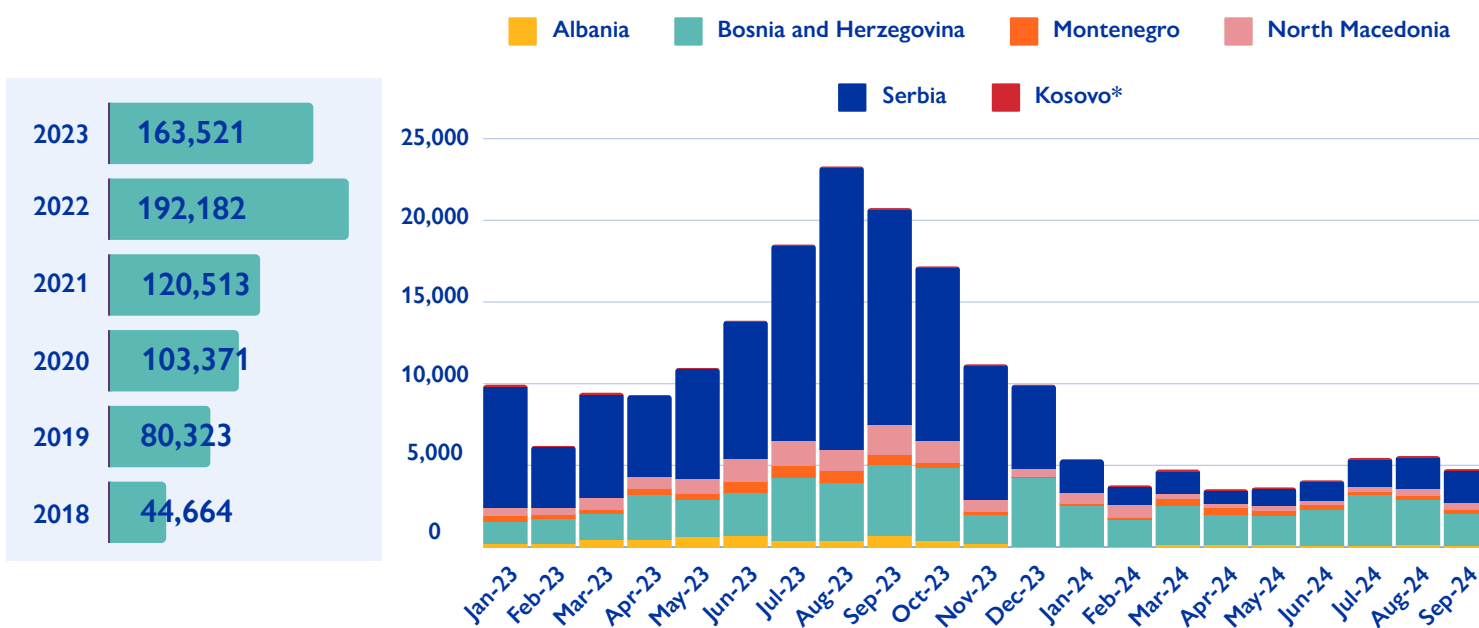


5,546
 REGISTRATIONS ON ARRIVAL IN SEPTEMBER 2024

- 0.5%
 COMPARED TO AUGUST 2024

43,092
 TOTAL REGISTRATIONS ON ARRIVAL IN 2024

MONTHLY REGISTRATIONS ON ARRIVAL IN THE WESTERN BALKANS ³



¹ "Registrations" refer to any interception and/or registration by an official authority of an irregular entry at the border, by sea, in airports, or on the territory.

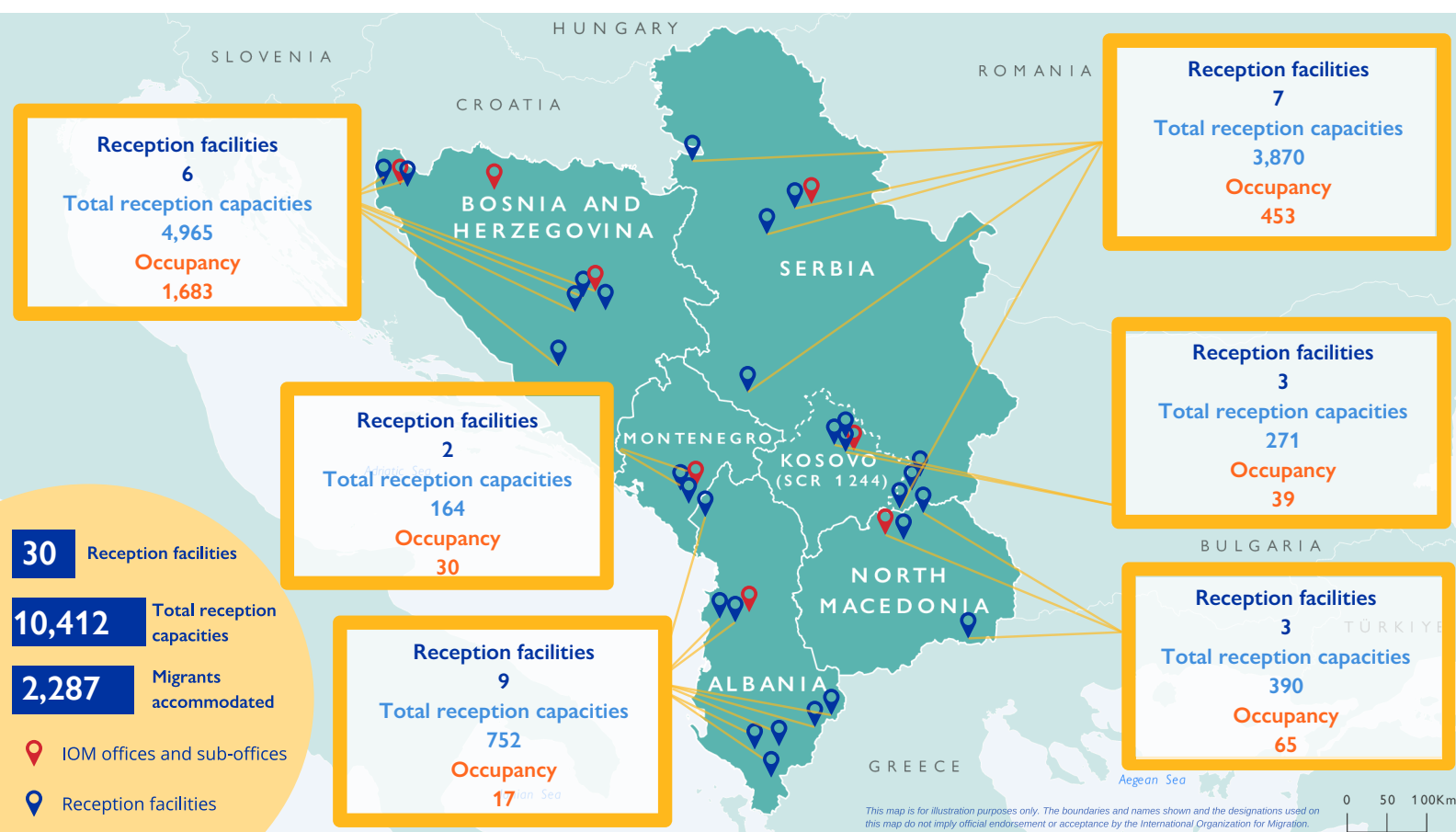
² Monthly data on registrations are compared with the previous month.

³ The data displayed in this brief is non-final and subject to consolidation. Please check the website below for more information: [Europe Arrivals | Displacement Tracking Matrix \(iom.int\)](https://www.iom.int/europe-arrivals-displacement-tracking-matrix)

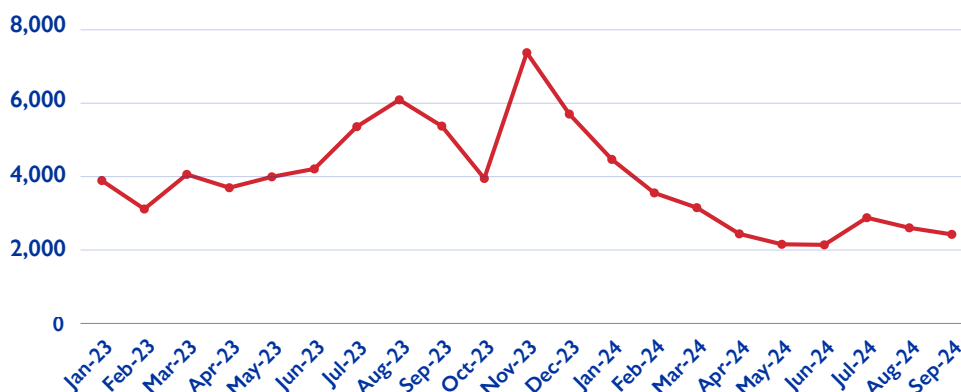
TOP 3 NATIONALITIES ON ARRIVAL IN SEPTEMBER 2024 ^{4,5}

Albania	Pakistan (28%)	↓ -4%	Afghanistan (18%)	↑ +11%	Egypt (15%)	—
Bosnia and Herzegovina	Syrian Arab Republic (30%)	↓ -9%	Afghanistan (21%)	↓ -2%	Morocco (13%)	↑ +3%
Montenegro	Islamic Republic of Iran (17%)	↓ -2%	Pakistan (16%)	↓ -8%	Afghanistan (15%)	↑ +1%
North Macedonia	Syrian Arab Republic (41%)	↑ +8%	Egypt (16%)	↓ -2%	Türkiye (8%)	↑ +6%
Kosovo*	Morocco (36%)	↓ -19%	Syrian Arab Republic (21%)	↑ +14%	Yemen (12%)	↑ +11%

MIGRANT RECEPTION FACILITIES – SNAPSHOT SEPTEMBER 2024 ^{6,7}



TRENDS IN FACILITIES' OCCUPANCY ⁸



⁴ Data on nationalities on arrivals to Serbia is not available.

⁵ Percentage increases or decreases refer to changes in the percentage share of nationalities, and not in total numbers, compared with previous month, August 2024.

⁶ The data for Albania refer to the cumulative number of migrants registered in the existing structures in September by the Border and Migration Department within the Border Police of Albania.

⁷ Based on the latest available data in September 2024.

⁸ Occupancy rates refer only to migrants who are accommodated in reception centres in the Western Balkans.

SOLUTIONS AND PATHWAYS


RETURN, REINTEGRATION AND READMISSION

ASSISTED VOLUNTARY RETURN AND REINTEGRATION CARRIED OUT BY IOM

284 assisted voluntary returns in 2024

81% Male **19%** Female

190 reintegration grants in 2024



	Albania	Bosnia and Herzegovina	Montenegro	North Macedonia	Serbia	Kosovo*	Total
Total returns in 2024	19	123	38	7	76	21	284
Total returns 2016 - 2023	18	1,420	124	115	1,204	45	2,926

VOLUNTARY RETURNS CARRIED OUT BY AUTHORITIES⁹

	Bosnia and Herzegovina	Serbia	Total
Total voluntary returns carried out in 2023	381	89	470
Total voluntary returns carried out in 2022	561	-	561

NON-VOLUNTARY RETURNS CARRIED OUT BY AUTHORITIES^{10,11}

	Bosnia and Herzegovina	Serbia	Total
Total non-voluntary returns carried out in 2023	67	198	265
Total non-voluntary returns carried out in 2022	7	317	324

⁹ Source: Migration Profile of Bosnia and Herzegovina 2023, Migration Profile of the Republic of Serbia 2023

¹⁰ These non-voluntary returns include returns to countries of origin as well as readmissions to other countries and territories in the Western Balkans and to the European Union.

¹¹ Source: Migration Profile of Bosnia and Herzegovina 2023, Migration Profile of the Republic of Serbia 2023

APPLICATIONS FOR ASYLUM ¹²

714

APPLICATIONS FOR ASYLUM IN 2024

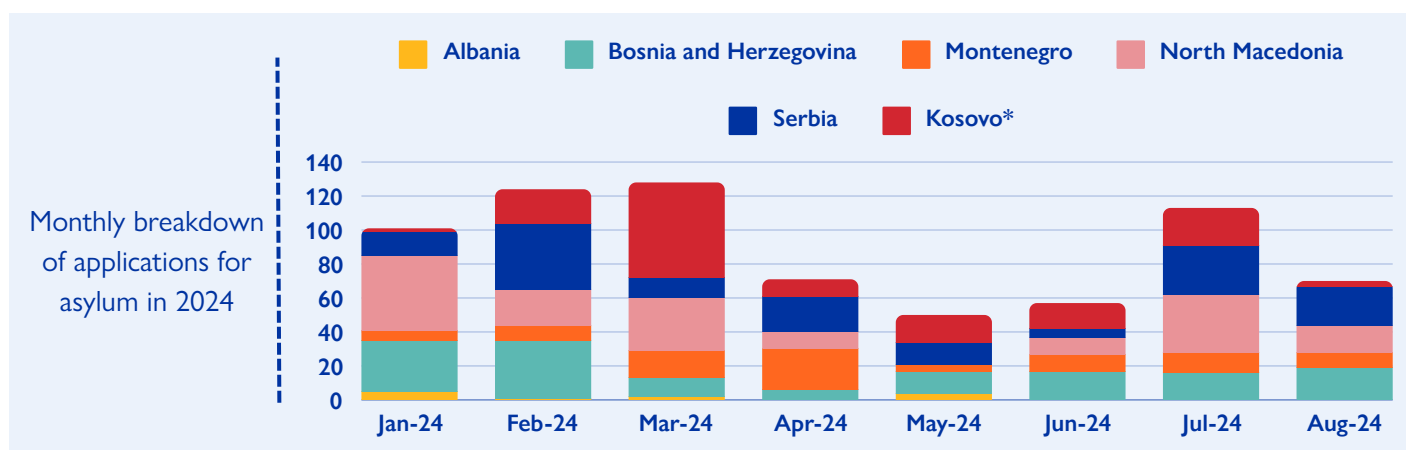
32

DECISIONS TO GRANT REFUGEE STATUS IN 2024

77

DECISIONS TO GRANT COMPLEMENTARY FORMS OF PROTECTION IN 2024

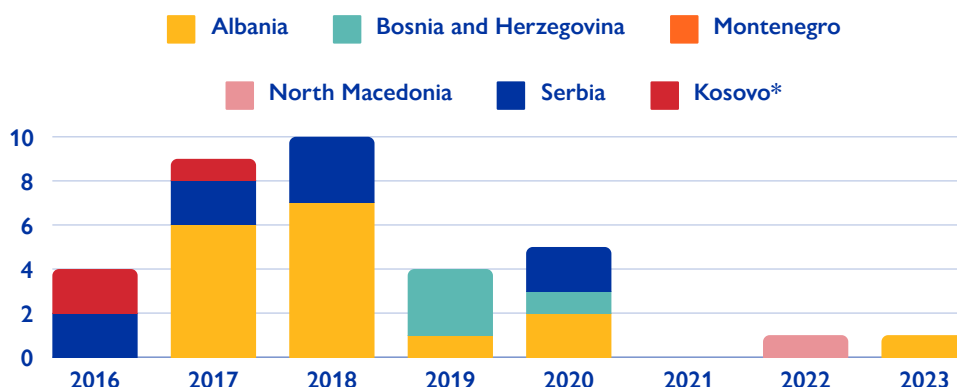
	Albania	Bosnia and Herzegovina	Montenegro	North Macedonia	Serbia	Kosovo*	Total
Total applications in 2024	12	146	90	166	156	144	714
Total applications 2018-2023	13,259	3,065	6,155	1,870	1,413	5,393	31,155



TEMPORARY RESIDENCE PERMITS TO VICTIMS OF TRAFFICKING

34

Temporary residence permits granted to victims of trafficking from 2016 to 2023 ¹³



IOM activities funded by:



Funded by the European Union



Norwegian Ministry of Foreign Affairs



Ministry of Foreign Affairs and International Cooperation of Italy



UK Government

The opinions expressed in the report are those of the authors and do not necessarily reflect the views of the International Organization for Migration (IOM). IOM expresses no opinion concerning the legal status of any country, territory, city or area, or of its authorities, or concerning its frontiers or boundaries.

International Organization for Migration (IOM), 17 October 2024. DTM Western Balkans — Mixed Migratory Flows Report (September 2024). IOM, South Eastern Europe, Eastern Europe and Central Asia.

For more information on terms and conditions of DTM reports and information products, please refer to: <https://dtm.iom.int/terms-and-conditions>. Contact: iomwesternbalkans@iom.int

¹² Source: United Nations High Commissioner for Refugees (UNHCR), Western Balkans Asylum Dashboard: <https://data.unhcr.org/en/dataviz/336?sv=41&geo=0>

¹³ Source: United States Department of State Trafficking in Persons Report