


Lakes: 8 Counties — 39 Payams — 102 Villages — 3 Sites **Over 188,000 IDPs / 44,000 Returnees**

Overview

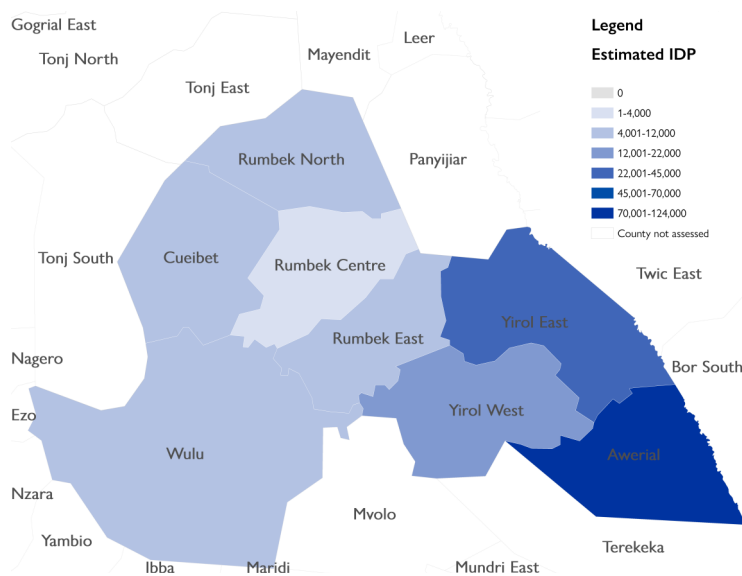
Through Mobility Tracking, DTM is able to provide a comprehensive baseline and regular updates on the trends and changes in numbers, locations and priority needs of IDPs and returnees in South Sudan. IOM DTM conducted its third round of data collection between July and August 2018. This report focuses on returnees and IDP population in Lakes State, not covered in previous rounds, where information was collected from 105 locations in 39 payams spread across the eight counties which constitute the state. Mobility tracking identified the presence of a total of 188,349 IDPs (39,038 households) and 44,117 returnees (8,049 households). Additionally, 4,009 individuals (740 households) were documented as having relocated to the state (see definitions on page 4).

F.1 Tracked population in Lakes



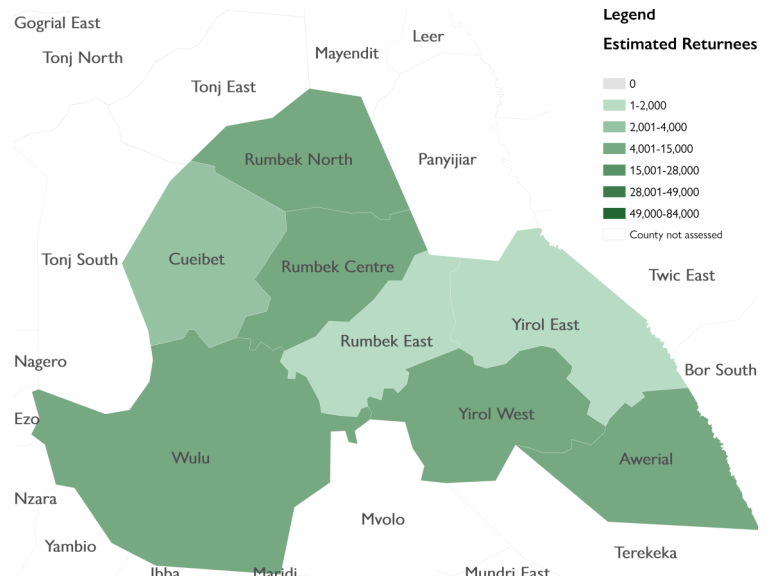
Map 1: Lakes IDP population

Internally Displaced Persons (IDPs)
188,349 Individuals



Map 2: Lakes Returnee population

Returnees
44,117 Individuals



The names and boundaries on the maps in this document do not imply official endorsement or acceptance by the Government of South Sudan or IOM. This document is for planning purposes only. IOM cannot guarantee that this document is error free and therefore will accept no liability for consequential and indirect damages arising from the use of this product.

Amongst individuals assessed through Mobility Tracking in Lakes during the reporting period, the majority were IDPs (79%), 19 per cent were returnees and 2 per cent relocated individuals (F.1). The most common reasons for displacement of IDPs currently living in Lakes State are conflict (58%) and inter/intra-communal clashes (42%), (F.2). Findings show that of those returned since 2015, most were initially displaced due to conflict (66%) and inter/intra-communal clashes (34%).

The majority of IDPs were displaced from areas within Lakes followed by Jonglei with some also arriving from Central Equatoria, Unity and Western Equatoria.

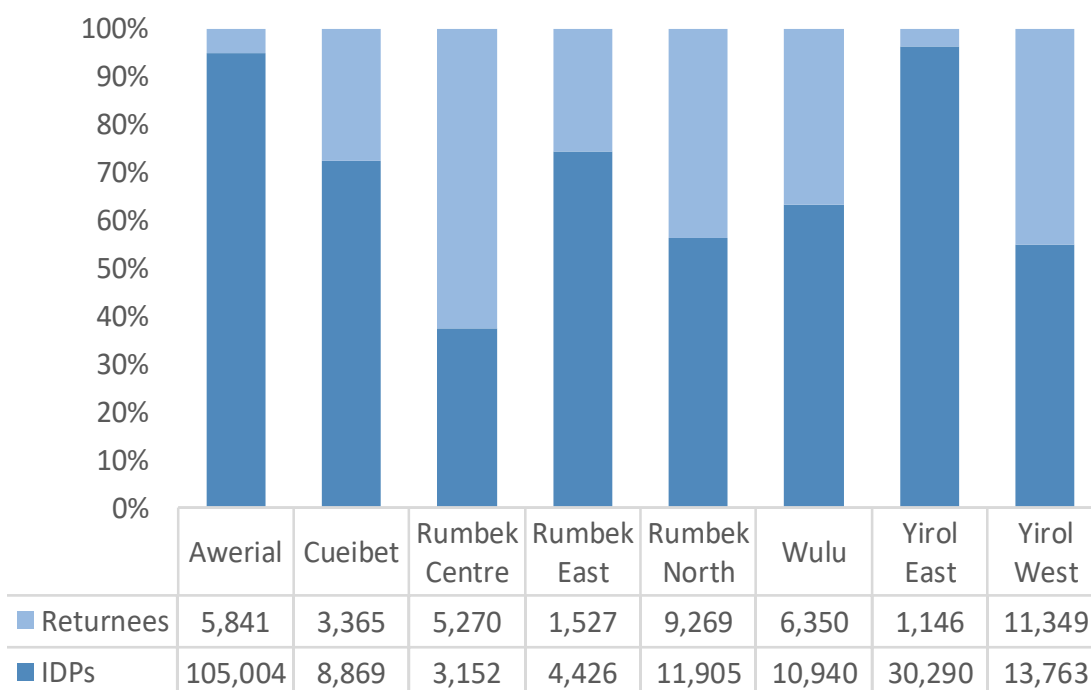
IDPs displaced in Rumbek in particular were said to have come from locations in Unity State and displaced individuals in Wulu from Western and Central Equatoria. Key informants cited Jonglei as major IDP producing state for IDPs living in Awerial.

F.2 Estimated number of IDPs by reason of displacement



Key informants cited Jonglei as major IDP producing state for IDPs living in Awerial where the highest number of IDPs (105,004) were recorded and where Mingkaman IDP site (54,270 individuals) is situated.

F.3 IDP and Returnee population by payam



Yirol West hosted the highest number of returnees in the state with 11,349 returnees in 13 locations. Rumbek North hosts the second largest number of returnees with 9,269 Individuals in 8 location.

Based on information gathered during data collection, the majority of returns are due to reduced inter/intra-communal clashes in the area.

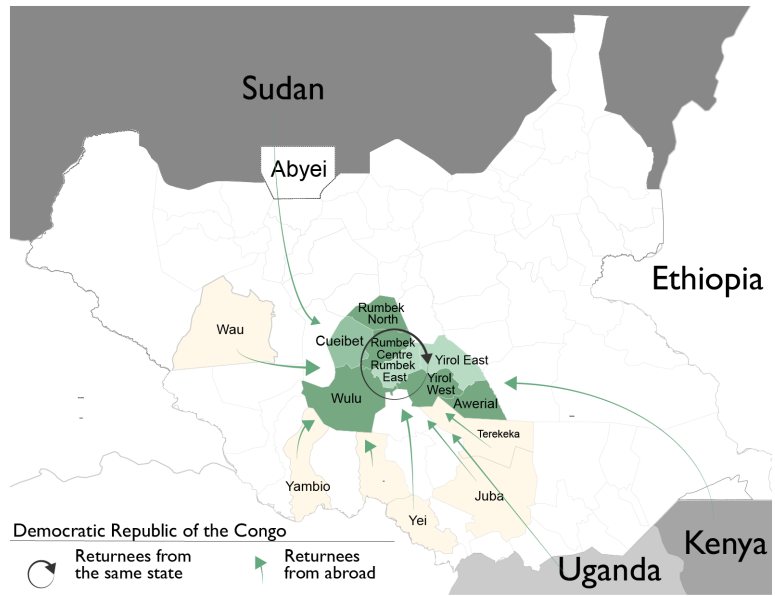
Of the 43,242 individuals who returned to their places of habitual residence in Lakes, the majority returned from within South Sudan, mainly from Lakes and Central Equatoria. Some returnees were also recorded from Sudan, Kenya and Uganda. Returnees from other countries were mostly recorded in Awerial, Rumbek East, Yirol East and Yirol West (F.4).

The majority of the current IDP population arrived in Lakes between 2015 and 2016 (59,627 ind.). Of these, 39,058 individuals arrived in Awerial, which also hosts 39,929 individuals displaced since 2013-2014. Another 37,261 individuals are displaced within Lakes since 2018, with the peak being the displacement to Yirol East (21,424 ind.) due to communal clash in Rumbek North that occurred in the second quarter of the year (F.5).

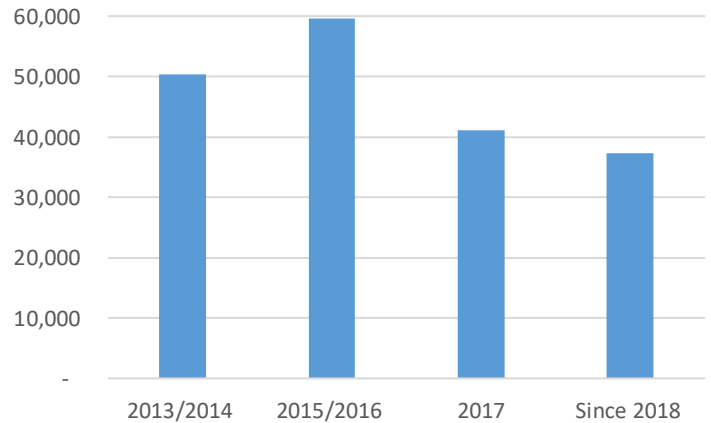
A sample of the IDP population suggests that 52 per cent are under 18 years of age. Almost 10 per cent were found to be over 60 years of age (F.6)

A sample of the returnee population suggests that approximately half (49%) are under 18 years of age (F.7).

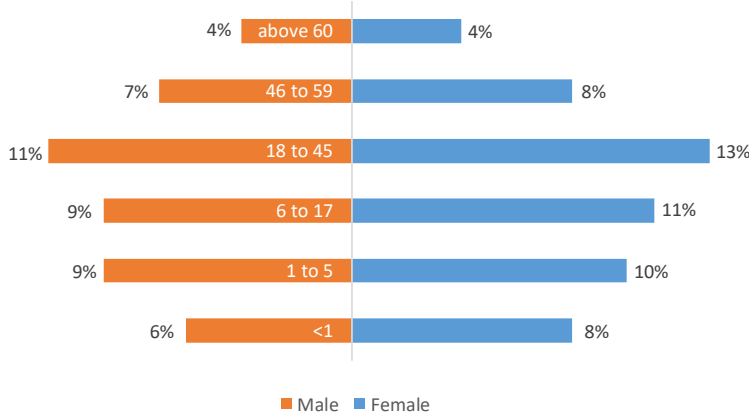
F.4 Returnees from abroad



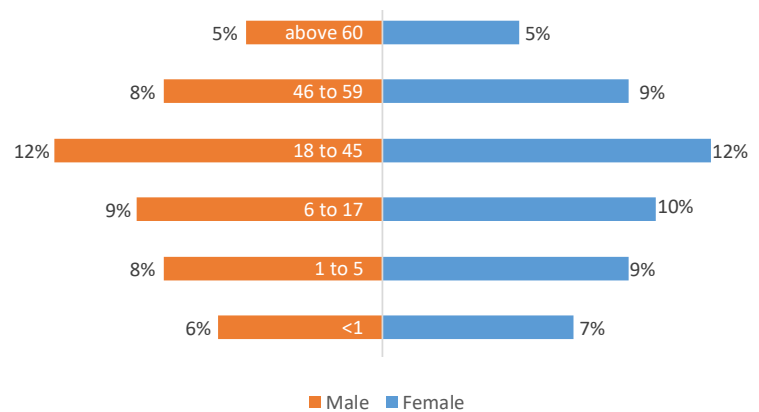
F.5 Time of arrival: IDPs



F.6 IDP population demographics



F.7 Returnee population demographics



Housing status of returnees



7% living in severely damaged/ makeshift shelters.



36% living in partially damaged shelters.



57% reporting good shelter condition.

Definitions

IDPs

Persons or groups of persons who have been forced or obliged to flee or to leave their homes or places of habitual residence, in particular as a result of or in order to avoid the effects of armed conflict, situations of generalized violence, violations of human rights or natural or human-made disasters, and who have not crossed an internationally recognized state border”.

Time of arrival in assessed area considered: [2013 to 2018](#)

Returnees

Someone who was displaced from their habitual residence either within South Sudan (former IDP) or abroad (former refugee), who has since returned to their habitual residence. Please note: the returnee category, for the purpose of DTM data collection, is restricted to individuals who returned to the exact location of their habitual residence, or an adjacent area based on a free decision. South Sudanese displaced persons having crossed the border into South Sudan from neighbouring countries without having reached their home are still displaced and as such not considered returnees.

Time of arrival in assessed area considered: [2015 to 2018](#)

Relocated Individuals

Someone who was displaced from their habitual residence either within South Sudan (former IDP) or abroad (former refugee), who has since relocated voluntarily (independently or with the help of other actors) to another location than their former habitual residence, without an intention to return to their former habitual residence.

Methodology

A total of 120 key informants were consulted during the data collection phase which took place between August and September 2018. These included county and payam representatives (43%), IDP community leaders (32%), NGOs and humanitarian workers (13%) and religious leaders (8%). For 4%, the affiliation is not specified. Despite efforts made to involve women in the assessment, the vast majority of key informants (94%) were male.

For further information, contact DTM South Sudan at southsudandtm@iom.int and visit <https://displacement.iom.int/south-sudan>.

DTM IS SUPPORTED BY



Funded by
European Union
Humanitarian Aid



From
the People of Japan



UKaid
from the British people



Schweizerische Eidgenossenschaft
Confédération suisse
Confederazione Svizzera
Confederaziun svizra

Swiss Agency for Development
and Cooperation SDC



USAID
FROM THE AMERICAN PEOPLE