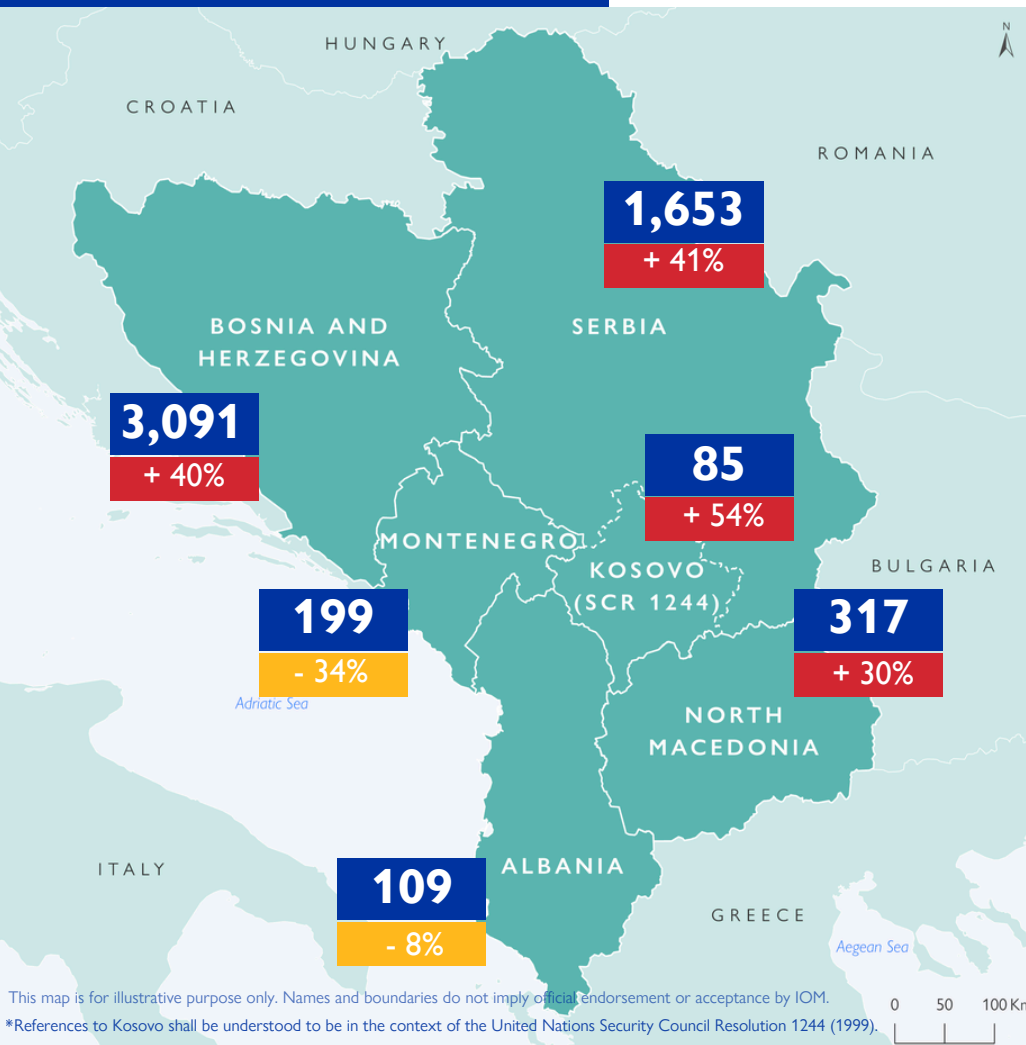


## REGISTRATIONS ON ARRIVAL <sup>1,2</sup>



# 5,454

REGISTRATIONS ON ARRIVAL IN JULY 2024

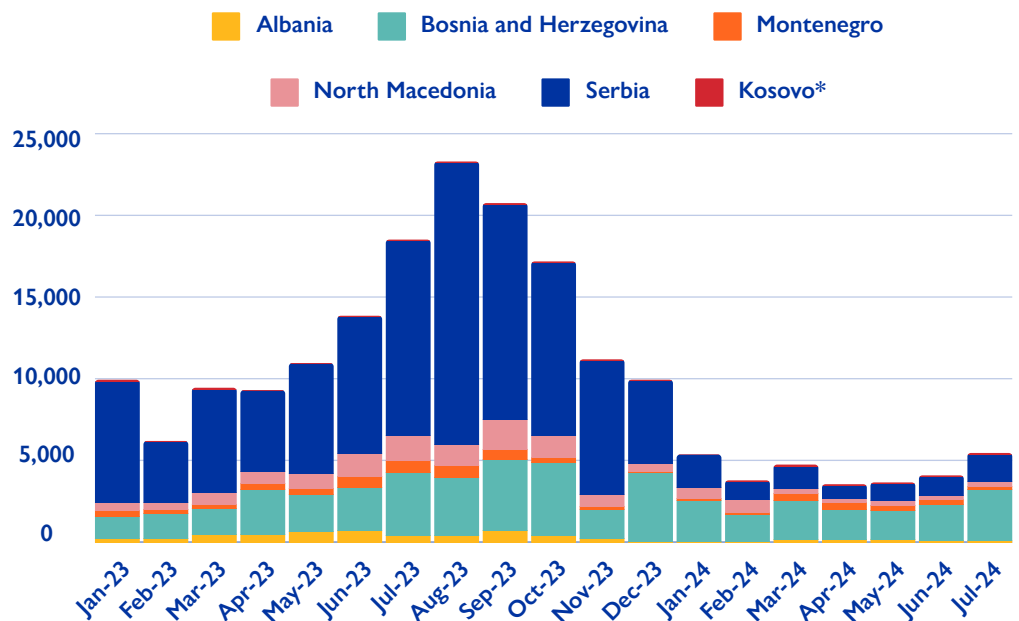
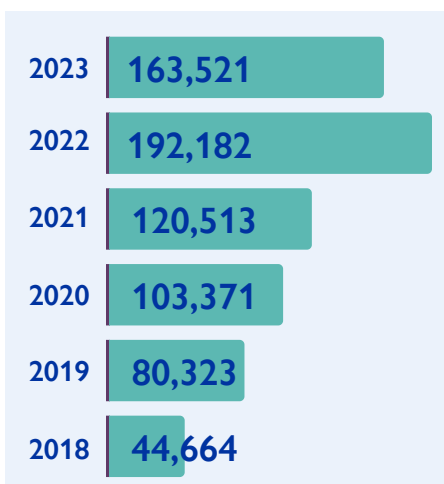
# +33%

COMPARED TO JUNE 2024

# 31,973

TOTAL REGISTRATIONS ON ARRIVAL IN 2024

## MONTHLY REGISTRATIONS ON ARRIVAL IN THE WESTERN BALKANS <sup>3</sup>



<sup>1</sup> "Registrations" refer to any interception and/or registration by an official authority of an irregular entry at the border, by sea, in airports, or on the territory.

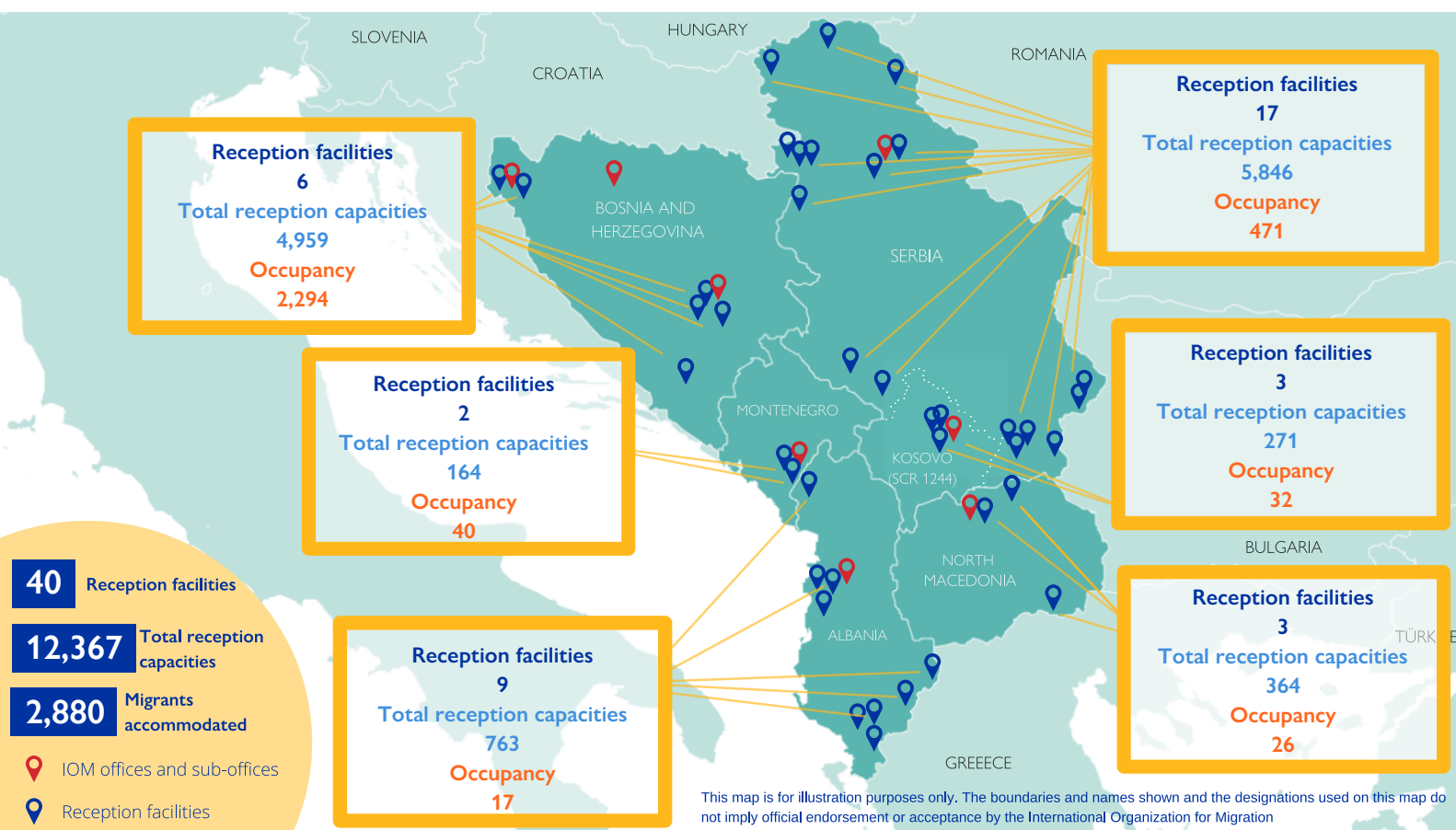
<sup>2</sup> Monthly data on registrations are compared with the previous month.

<sup>3</sup> The data displayed in this brief is non-final and subject to consolidation. Please check the website below for more information: [Europe Arrivals | Displacement Tracking Matrix \(iom.int\)](https://www.iom.int/Europe-Arrivals-Displacement-Tracking-Matrix)

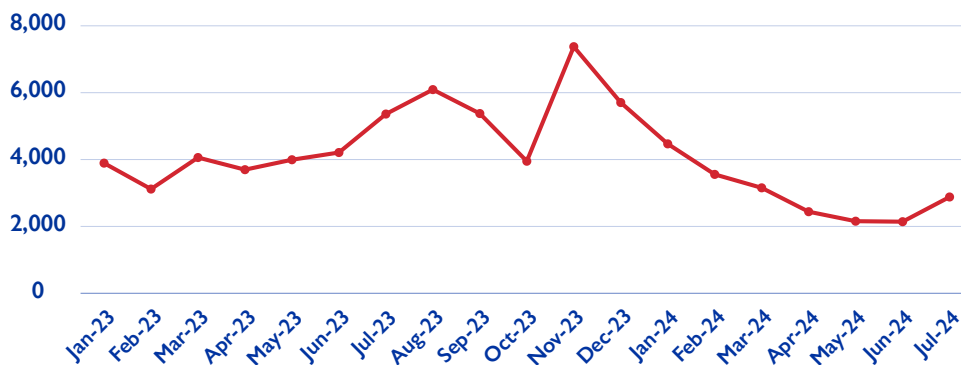
## TOP 3 NATIONALITIES ON ARRIVAL IN JULY 2024 <sup>4,5</sup>

<b>Albania</b>	Pakistan (28%)	↑ +9%	Syrian Arab Republic (21%)	↑ +14%	Afghanistan (14%)	↑ +4%
<b>Bosnia and Herzegovina</b>	Syrian Arab Republic (34%)	—	Afghanistan (29%)	↑ +6%	Morocco (8%)	—
<b>Montenegro</b>	Egypt (19%)	↑ +13%	Islamic Republic of Iran (15%)	↑ +6%	Pakistan (15%)	↓ -2%
<b>North Macedonia</b>	Syrian Arab Republic (33%)	↓ -18%	Egypt (21%)	↑ +13%	Afghanistan (8%)	↑ +6%
<b>Kosovo*</b>	Morocco (27%)	↓ -7%	Egypt (26%)	↑ +17%	Syrian Arab Republic (20%)	↑ +4%

## MIGRANT RECEPTION FACILITIES – SNAPSHOT JULY 2024 <sup>6,7</sup>



## TRENDS IN FACILITIES' OCCUPANCY



<sup>4</sup> Data on nationalities on arrivals to Serbia is not available.

<sup>5</sup> Percentage increases or decreases refer to changes in the percentage share of nationalities, and not in total numbers, compared with previous month, June 2024.

<sup>6</sup> The data for Albania refer to the cumulative number of migrants registered in the existing structures in July by the Border and Migration Department within the Border Police of Albania.

<sup>7</sup> Based on the latest available data in July 2024.

\*\* No registrations were recorded in the previous month

## SOLUTIONS FOR MIGRANTS STRANDED IN THE WESTERN BALKANS

### ASSISTED VOLUNTARY RETURN AND REINTEGRATION

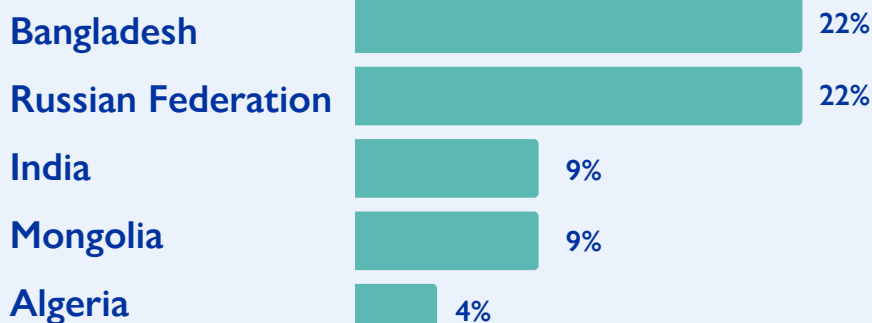
**229**  
assisted voluntary  
returns in 2024

**85%** **15%**  
Male Female

**155**  
reintegration  
grants<sup>8</sup>

	Albania	Bosnia and Herzegovina	Montenegro	North Macedonia	Serbia	Kosovo*	Total
<b>Total returns in 2024</b>	<b>9</b>	<b>102</b>	<b>35</b>	<b>5</b>	<b>66</b>	<b>12</b>	<b>229</b>
<b>Total returns 2016 - 2023</b>	<b>18</b>	<b>1,420</b>	<b>124</b>	<b>115</b>	<b>1,204</b>	<b>45</b>	<b>2,926</b>

Top 5  
countries  
of return  
in July  
2024



#### IOM activities funded by:



Funded by  
the European Union



Norwegian Ministry  
of Foreign Affairs



Ministry of Foreign Affairs  
and International Cooperation of Italy



UK Government

The opinions expressed in the report are those of the authors and do not necessarily reflect the views of the International Organization for Migration (IOM). IOM expresses no opinion concerning the legal status of any country, territory, city or area, or of its authorities, or concerning its frontiers or boundaries.

International Organization for Migration (IOM), 15 August 2024. DTM Western Balkans — Mixed Migratory Flows Report (July 2024). IOM, South Eastern Europe, Eastern Europe and Central Asia.

For more information on terms and conditions of DTM reports and information products, please refer to: <https://dtm.iom.int/terms-and-conditions>.  
Contact: [iomwesternbalkans@iom.int](mailto:iomwesternbalkans@iom.int)

<sup>8</sup> The total number of reintegration grants does not reflect the total number of grants per category as one reintegration package can include different categories.