

KEY FINDINGS IN TURKANA COUNTY

MOBILITY TRACKING ROUND 2, APRIL AND MAY 2023

DISPLACEMENT

Between 2022 and 2023, there was an upward trend in the arrival of foreign nationals into Kenya



96%

or 15,024 households, arrived at sub-locations in May 2023 that **already** struggled with the root causes of displacement. Namely:

drought, resource-based conflict, and ethnic clashes



Data indicates that populations are displaced into resource poor areas, possibly creating a cycle of displacement and need

Of the 270,356 assessed households in the county, **19,515 (7%)** of the households were **headed by children**



6,216 (8% of child-headed households) children were without permanent sources of support

1,622 had no relatives or community members living near them

78%

of returnees temporarily resided in Turkana in a location outside their immediate area of origin, suggesting

prevalent internal migration within the county



CHILDREN

Respondents in

48%

of the assessed sub-locations reported **loss of livestock reported child labour** as a coping strategy




HEALTH AND WASH

Respondents in

24%

reported that their health facilities needed **major repairs**



Respondents in

24%

of the assessed sub-locations reported **early marriage of boys and girls** as a coping strategy




Respondents in

134

sub-locations (84%) reported **open defecation**




The drivers for people to practice open defecation were:



13

sub-locations had **no educational facilities**



9 never had schools, 3 schools were closed due to conflict or drought and 1 was being occupied as a temporary shelter at the time of data collection

At least three

educational facilities in Turkana East (Ekipor, Kakulit, and Katir) were closed at the time of data collection



drought and conflict

were the main reasons for significant dropouts of children from schools

Respondents in

11

sub-locations reported that they had **no functional water sources**



Respondents in

63

sub-locations (39%) reportedly **did not have any WASH committees**

