



Schweizerische Eidgenossenschaft
Confédération suisse
Confederazione Svizzera
Confederaziun svizra

Swiss Agency for Development
and Cooperation SDC



Co-funded by
the European Union



MIGRATION SITUATION REPORT

JANUARY-DECEMBER 2023

TAJIKISTAN

INTERNATIONAL ORGANIZATION FOR MIGRATION (IOM)

MOBILITY TRACKING MATRIX (MTM)



IOM
UN MIGRATION

GLOBAL DATA INSTITUTE
DISPLACEMENT
TRACKING MATRIX

DISCLAIMER

The opinions expressed in the report are those of the authors and do not necessarily reflect the views of the International Organization for Migration (IOM). The designations employed and the presentation of material throughout the report do not imply the expression of any opinion whatsoever on the part of IOM concerning legal status of any country, territory, city or area, or of its authorities, or concerning its frontiers or boundaries.

IOM is committed to the principle that humane and orderly migration benefits migrants and society. As an inter-governmental organization, IOM acts with its partners in the international community to: assist in meeting the operational challenges of migration; advance understanding of migration issues; encourage social and economic development through migration; and uphold the human dignity and well-being of migrants.

This publication was made possible through support provided by the Swiss Agency For Development And Cooperation (SDC) under the terms of the Initiative “Labour Migration Programme – Central Asia”. The opinions expressed herein are those of the author and do not necessarily reflect the views of IOM or SDC.

Publisher: International Organization for Migration (IOM) / UN Migration Agency,
Subregional Coordination Office for Central Asia in the Republic of Tajikistan:

IOM Tajikistan

#22A Azizbekov Street, 2nd Driveway

734013, Dushanbe, Tajikistan

Tel.: (+992 48) 701 02 02

E-Mail: dushanbe@iom.int

Website: www.tajikistan.iom.int; www.iom.int

The report was developed by IOM.

This publication was issued without format editing or approval by IOM Publications Unit (PUB) approval for adherence to IOM’s brand and style standards. This publication was issued without IOM Research Unit (RES) endorsement.

Required citation: International Organization for Migration (IOM) (2024). IOM, Tajikistan.

For more information on terms and conditions of MTM information products, please refer to:

<https://dtm.iom.int/terms-and-conditions>

© 2024 International Organization for Migration (IOM)

All rights reserved. No part of this publication may be reproduced, stored in a retrieval system, or transmitted in any form or by any means, electronic, mechanical, photocopying, recording, or otherwise without the prior written permission of the publisher. This publication should not be used, published, or redistributed for purposes primarily intended for or directed towards commercial advantage or monetary compensation, with the exception of educational purposes, e.g., to be included in textbooks. For further specifications please see the Copyright and Terms of Use.

For further information, please contact the MTM Team:

✉ mtmtajikistan@iom.int

 [Facebook.com/iomTajikistan](https://www.facebook.com/iomTajikistan)

 twitter.com/iom.Tajikistan

 [instagram.com/iomTajikistan/](https://www.instagram.com/iomTajikistan/)

TABLE OF CONTENTS

INTRODUCTION	4
LIMITATION	4
METHODOLOGY	5
GLOSSARY	5
STOCKS AND FLOWS	6
LABOUR MIGRATION	10
FORCED MIGRATION	11
RETURNED MIGRATION	12
REMITTANCES	15
POLICY INTERVENTIONS TOWARDS MIGRATION	16
REFERENCES	17



INTRODUCTION

The report aims to provide an overview of the migration patterns and mobility in Tajikistan, drawing upon data from the latest available sources until the end of 2023 from national and international datasets on migratory movements concentrating on the most recent migration situation in Tajikistan. This includes migration flow, number of residences permits and remittances, as well as reasons for migration. The report includes the continuing impact of the Russian invasion of Ukraine on traditional migration corridors in the region, changing labour migration flows, increase of climate change and migration concerns, the growing urbanization process, the social-economic circumstances, and other major events are described as main contributing factors of the human mobility and migratory movements in the given period in the country.

Mobility Tracking Matrix (MTM) is a system based on the IOM's [Global Displacement Tracking Matrix \(DTM\)](#), and aims to track and monitor displacement and population mobility. MTM collects and analyzes information about mobility and vulnerabilities of displaced and mobile populations. This system allows systematically grasp and disseminate the better context and information on the needs of these populations to key decision-makers. The MTM is adapted to Tajikistan context from the global DTM methodology during the COVID-19 pandemic (2020) and the MTM in Labour Migration Program - Central Asia, funded by SDC (2022). It is designed to regularly and systematically capture, process, and disseminate information to provide a better understanding of the movements and evolving needs of migrants in Tajikistan. MTM initiatives in Tajikistan also co-funded with the EU within the frame of “Displacement Tracking Matrix and Regional Evidence for Migration Analysis and Policy (DTM-REMAP)” since 2023.

The protracted restructuring of migration structures and the transfer of authority from one agency to another caused delay and challenges to regulate migration from and to Tajikistan throughout the years (HRC, 2021). However, since January 2011, the Migration Service of the Ministry of Labour, Migration and Employment of Population of Tajikistan (MoLMPEP) became the sole authority on migration-related issues (ILO, 2021). This improved matters such as record keeping of external migration of Tajik citizens and their returning from foreign countries better supporting the overall migration management progress in the country. Within this, the data provided by the authority considered as the main source of migration data in Tajikistan (HCR, 2021). [The current migration law \(1999\)](#) is the main legal document regarding migration management and the document was amended in March 2018 after receiving recommendations for updating this law from the UN Committee on Migrant Workers (UN CMW) in 2012. In June 2023, a new strategy for the regulation of migration processes was introduced in [Tajikistan for the period up to 2040](#), and the Action plan for 2023-2025¹ was introduced with the broader approach to migration management and its strategy towards various migration issues. Further documents were also introduced such as the Decree of the President of Tajikistan on attracting foreign labour to Tajikistan and decree of the Government of Tajikistan on the [State Employment Assistance Program of Tajikistan for 2023-2027](#). In 2021, Tajikistan ranked 122nd out of 191 countries surveyed by the UNDP Human Development Index (HDI), faring worse than all other former Soviet states and scoring only slightly above its 1990 HDI value. By January 2022, more than 40 per cent of households reported at least one household member working abroad, rising to 50 per cent in June 2022 and declining back to 37 per cent by the end of 2022.²

LIMITATIONS

The research presented in this report does not aim to cover all migration topics, however, the report focuses on the most relevant migration topics for Tajikistan depending on the availability of data, including migration flow, number of residence permits and remittances, as well as reasons for migration. Furthermore, limited sources of migration data and its accessibility influence the overall quality, content variance, and official sources for concise data availability. Within this context, different sources of data have been used, some of which (1) may not have available data for 2022 through 2023, (2) may not have disaggregation or breakdowns that are compatible with other data, or (3) may not have their methodology publicly available, (4) may have discrepancy with other sources of data providers.

¹ [The Action plan 2023-2025 document is not yet publicly available](#)

² [Migrant workers travel abroad during the spring-summer season and return home during winter.](#)



METHODOLOGY

The compilation report was done through desk research, literature review and quantitative analysis of relevant primary and secondary sources available. The MTM team collected and processed MoLMEP data together with the 2022 and 2023 annual report, including all those relevant for the analysis of mobility outflows and inflows to the country in the last two years including media sources. Further analysis from the Baseline Mobility Assessment (BMA), Return Migrants Survey (RMS) and its findings compared with the existing primary and secondary data sources.

The following providers were the main data sources for this compilation report:

- Agency on Statistics under the President of Tajikistan (Tajstat)
- Caspian Policy Center (CPC)
- Federal Service for State Statistics (Rosstat)
- Global Knowledge Partnership on Migration and Development (KNOMAD)
- Internal Displacement Monitoring Centre (IDMC)
- Ministry of Labour, Migration and Employment of Population of Tajikistan (MoLMEP)
- Ministry of Internal Affairs (Mol)
- Media sources
- National Border Service of Kazakhstan (NBS)
- State Committee for National Security (SCNS) of Tajikistan
- Statistics Authority of Russian Federation (SA)
- United Nations Refugee Agency (UNHCR)
- World Bank (WB)

GLOSSARY³

Emigrant:	national who moved from country of origin to another country, so that the country of destination;
Labour migration:	the movement of persons from one state to another, or within their own country of residence, for the purpose of employment;
Migrant flow:	the number of international migrants arriving in a country (or the number of international migrants departing from a country (over the course of a specific period;
Migrant worker:	a person who is to be engaged, is engaged or has been engaged in a remunerated activity in a state of which he or she is not a national;
Return migrant:	the movement of nationals returning home after having moved away from country of origin and crossed an international border;

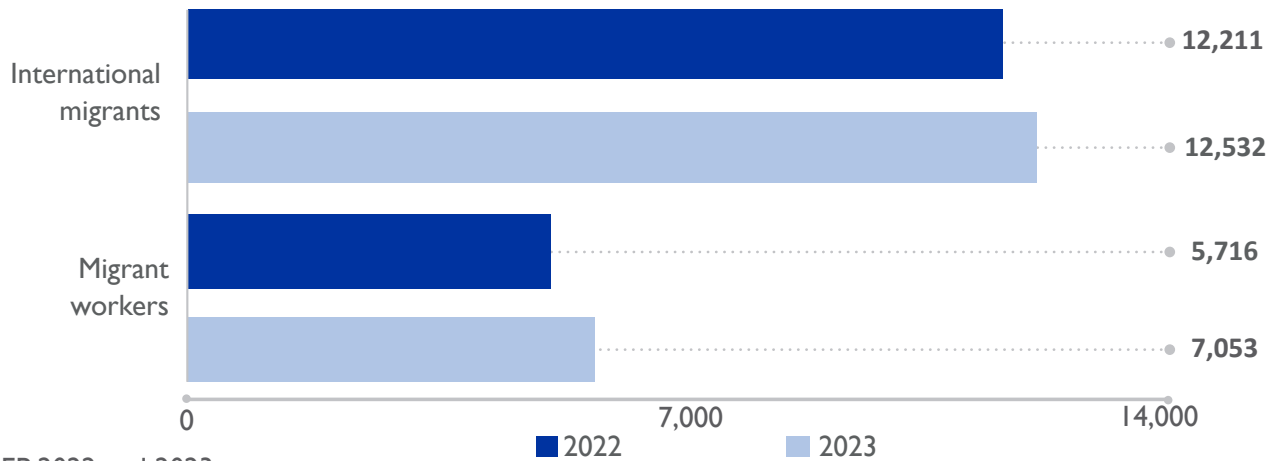
³ IOM Glossary on Migration (2019)



MIGRATION STOCKS AND FLOWS

According to the Migration Service of the MoLMEP of Tajikistan, 12,532 international migrants arrived in the country from January to December 2023 originating from various countries; the majority from China (9,261), Afghanistan (1,129), and Türkiye (500) (MoLMEP, 2023). Comparing to 2022 data (12,211), number of foreign citizens (registered) arrived in Tajikistan increased by 2.6 per cent (MoLMEP, 2022).

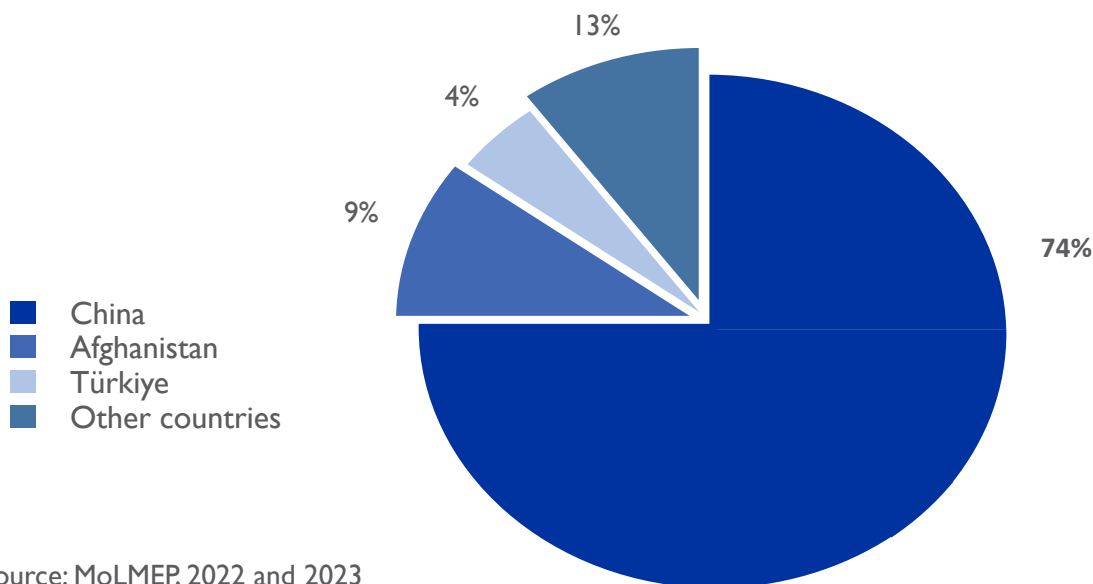
Figure 1: Migration inflows in Tajikistan, 2022-2023 (absolute numbers)



Source: MoLMEP, 2022 and 2023

Due to employment reasons, 7,053 migrant workers arrived in 2023 from other countries to Tajikistan indicating 23.4 per cent increase comparing to the 2022 (5,716) (MoLMEP, 2023). Notably, both 2022 and 2023 China remained the top country of origin for migrants arrived in Tajikistan. The significant increase started after the relaxation of movement restrictions after COVID-19 pandemic and opening of cross-country borders significantly and the temporary military mobilization. Furthermore, the data highlights that a comparatively high number of arrivals were registered in the Q3 of 2023 from China (4,604) with numbers more than doubled from the previous Q2 (2,012) (MoLMEP, 2023).

Figure 2: Countries of arrival to Tajikistan, 2022-2023 (%)



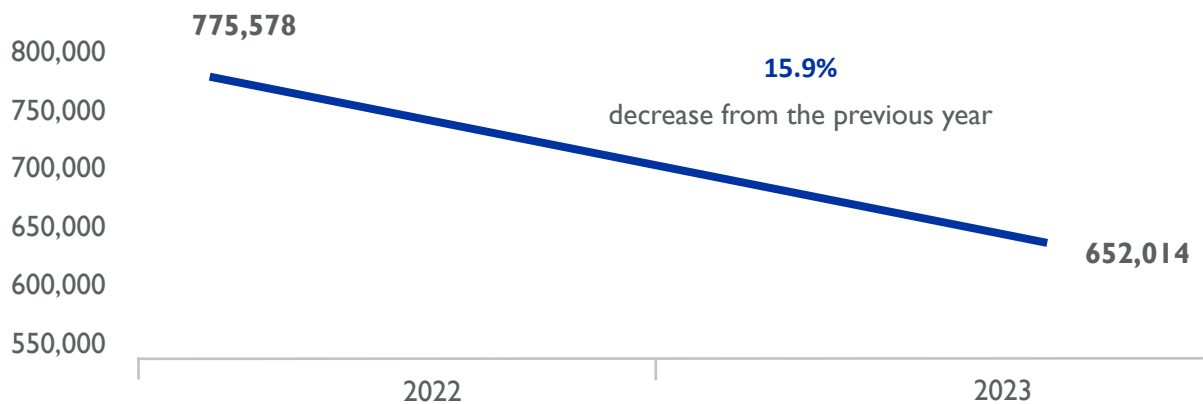
Source: MoLMEP, 2022 and 2023



Further information on the reasons for migration is limited from the official source, MTM baseline assessment⁴ data highlights that 2,571⁵ international migrant workers from 17 different countries were residing in Tajikistan with employment reason (37%), conflict and general security reason (23%) sanctions (economic situation) (12%), partial mobilization of the Russian Federation (8%), family issues (family reunification, marriage) (3%), depreciation of currency (1%) and other reasons (16%) (IOM, 2023).

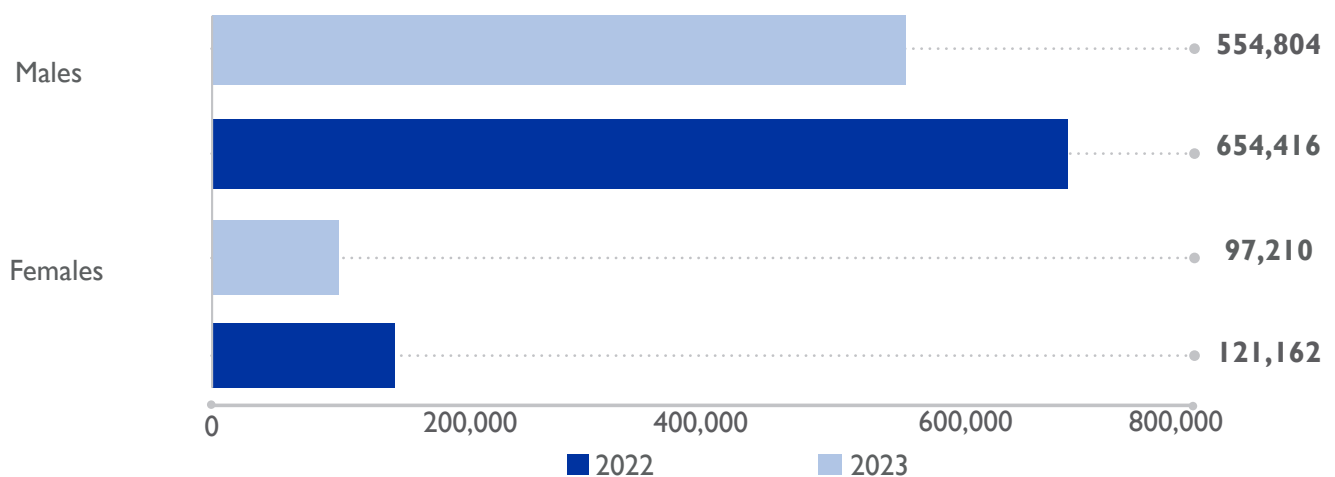
Overall emigration from Tajikistan to other countries with intention to work show 15.9 per cent decrease in 2023 (652,014) comparing to 2022 (775,578) data. The total number of 554,804 male and 97,210 female emigrants registered in 2023 respectively 15.2 per cent decrease in males (equal to 654,416 in 2022) and 19.8 per cent decrease in female participation in emigration comparing to 2022 (121,162). Throughout the years, the main destination for Tajik migrants was the Russian Federation (over 90%), the country with which it shares a long history of interaction, including regular air links, visa-free travel, a significant Tajikistan diaspora community and many Russian speaking migrants (IHD, 2021).

Figure 3: Migration outflows from Tajikistan, 2022-2023 (absolute numbers)



Source: MoLMEP, 2022 and 2023

Figure 4: Migration outflows gender disaggregated, 2022-2023 (absolute numbers)



Source: MoLMEP, 2022 and 2023

4. BMA conducted in five regions, twelve cities and districts of Tajikistan with 2,816 key informants, in August 2023 covering Somoni, Sino, Firdawsi, Shohmansur districts of Dushanbe city, Vahdat city, Rudaki district of Districts of Central Subordination, Khujand city of Sughd region, Bokhtar, Kulob cities and Panj district of Khatlon region, Khorugh city and Vanj district of GBAO.

5. The number of migrant workers registered between 2020-2023.



MoLMEP reports as 627,028 individuals left to Russian Federation, 18,418 left to Kazakhstan, and 6,568 to other countries in 2023. If we examine the gender distribution among those emigrants departing to Russian Federation, there were more female emigrants registered in 2023 (134,627) than the 2022 (113,720) with the increase of 18.4 per cent. On the other hand, it has registered 21.4 per cent decrease in male emigrants residing in Russian Federation during 2022 (626,071) and 2023 (492,401). According to MoLMEP, over the past five years, number of female migrant workers from Tajikistan to other countries increased steady and this trend escalated significantly in 2022.

Table 1: Tajikistan female migrants, 2018-2022 (absolute numbers and %)

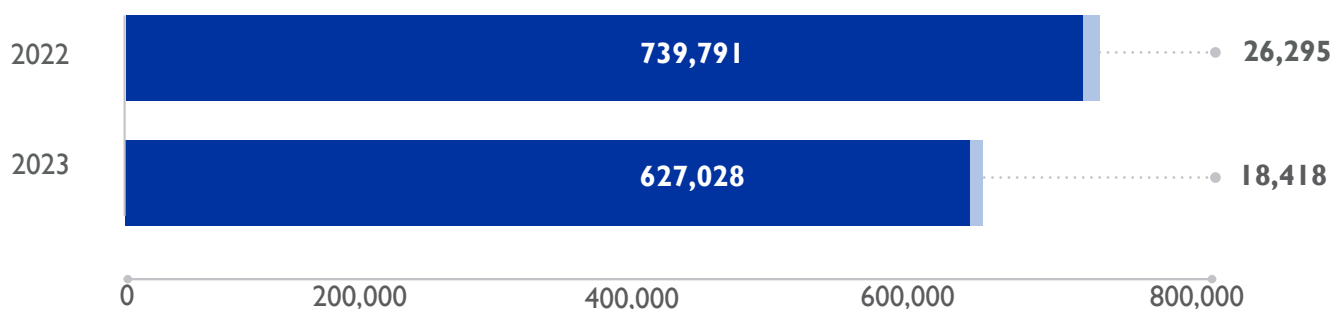
Years	Total number of migrants	Total number of female migrants	% of female migrant workers
2018	484,176	64,512	13.3
2019	530,883	77,013	14.5
2020	129,807	16,880	13
2021	373,773	49,174	13.1
2022	775,578	121,162	15.6

Source: MoLMEP, 2022

Tajikistan has the lowest wages among Common wealth of Independent States (CIS) countries, with an average monthly salary almost eleven times lower than that in Russian Federation, which is why Russian labour market is attractive to migrant workers from Tajikistan (IHD, 2021). In 2023, the road map on the process of providing employment to citizens of Tajikistan and the Russian Federation was approved, and the issue of passing a single comprehensive exam on knowledge of the Russian language, history and legislation of the Russian Federation in the territory of Tajikistan was resolved according to the 2023 report of the MoLMEP. The road map is planned to be endorsed for further use in 2024 (MoLMEP, 2023).

Russian Federation: According to the Russian Federation Statistics authority (Rosstat), there were 350,000 Tajik migrant workers arriving to Russian Federation in the Q1 of 2023 with a notable increase of more than 87 per cent from the previous year (186,560) (Rosstat, 2023). At the same time, statistics highlight a significant decrease in 2022 with 133,000 Tajik migrants leaving the Russian Federation due to continued war in Ukraine (CPC, 2023). Furthermore, most Tajik citizens working in the Russian Federation with a working permit were between 30-49 (2,600) years-old. According to Diplomat, 44,854 citizens of Tajikistan received Russian citizenship in the Q1 of the 2023 that is around 10,000 more than in the same period in 2022 (33,000) (DIPLOMAT, 2023).

Figure 5: Tajik migrant workers residing in Russian Federation and Kazakhstan, 2022-2023 (absolute numbers)



Source: MoLMEP, 2022 and 2023

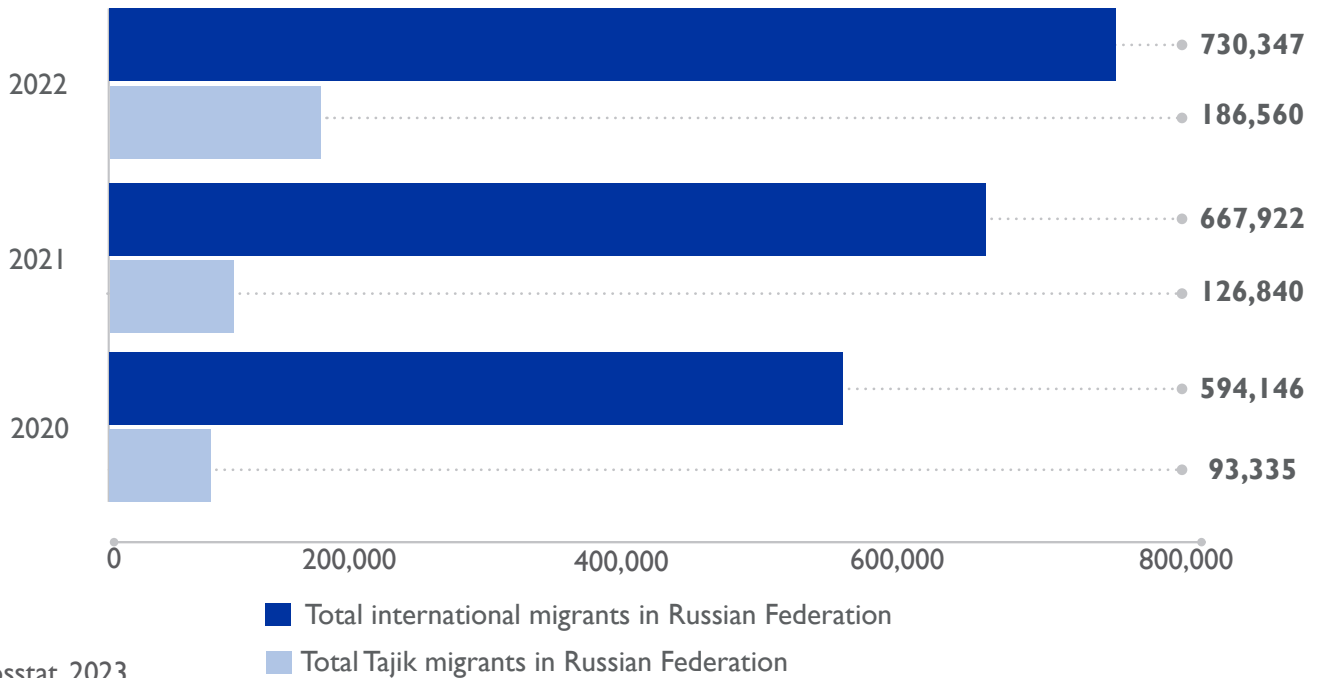
■ Russian Federation

■ Kazakhstan



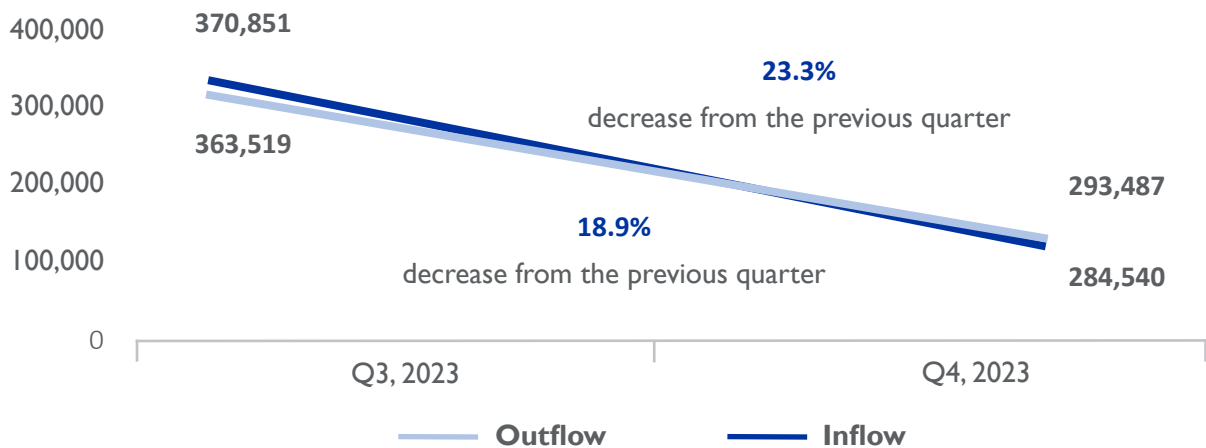
Kazakhstan: According to Kazakhstan National Border Service (NBSK), there were 370,851 Tajik nationals arrived in Q3 of 2023, and 284,540 Tajik nationals arrived in the Q4 of 2023 (NBSK, 2024). There were respectively 363,519 Tajik nationals departed in Q3 and 293,487 in the Q4 of 2023. According to the Kazakhstan Migration Service Committee of the Ministry of Internal Affairs (MSC of Mol), 7,727 Tajik nationals received temporary residence permit in Kazakhstan in the Q4 of 2023 (IOM, 2023). Additionally, in 2023, a total of 636 migrants were granted permanent residence permits, equal to 3 per cent of all permanent residence recipients in Kazakhstan (BNS of KZ, 2023).

Figure 6: Tajik migrants in the Russian Federation, 2020-2022 (absolute numbers)



Source: Rosstat, 2023

Figure 7: Outflow and inflow of Tajik migrants in Kazakhstan, Q3-4 2023 (absolute numbers)



Source: NBSK, 2024



LABOUR MIGRATION

Tajikistan is one of the countries that actively involves in migration processes within the Central Asian region. When political instability arises within the region in 2022 due to the Russian Federation invasion of Ukraine, increased the tension for Central Asian countries on the potential impact of the conflict with their migrant workers⁶ in the Russian Federation, specifically with the Tajikistan since the country economic growth and the stability highly depend on the inflow of remittances of migrants (DIPLOMAT, 2023). Labour migration is the largest and most dynamic migratory flow from Tajikistan and no sector of society has remained untouched by it (IOM, SSRVCLM, 2023). It plays an important role in the economic growth of Tajikistan comprising 50 per cent of its GDP (Gross Domestic Product) (2022) and 59 per cent in 2023 from the remittance inflows (WB, 2023). The World Bank highlights the decrease of the net migration rate of Tajikistan as 1.99 per 1,000 total population in 2023, from 2022 (2.03) with the predictions of further potential decline.⁷ In 2022, the poverty rate in Tajikistan decreased from 12.4 per cent in 2022 to 11.3 per cent in 2023 (WB, 2023). During the December 2023 parliament meeting, the President of Tajikistan addressed “up to 10 per cent further decrease is expected in the poverty rate in the next seven years”(UNICEF, 2023). There is a high dependency in the Tajik household with the labor migration which increased significantly with reports of one-third to one-half of households having at least one member working as a migrant abroad (WB, 2023).

Temporary residence permits play a vital role in managing international migration, balancing the needs of migrants with the interests in Tajikistan (WB, 2022). [The Constitutional Law of citizenship of Tajikistan \(2015\)](#) is the legal document obliged the bases, the principles, conditions and procedures for acquisition and termination of the residence permits and the citizenship of Tajikistan. By providing legal pathways for temporary stays, these permits facilitate labour migration, educational opportunities, family reunification, and humanitarian protection while ensuring the integrity and security of national borders. As reported by the authorities, 5,716 foreign citizens in 2022 (females 528, males 5,188), and 7,053 foreign citizens in 2023 were granted a work permit in the country with increase of 23.3% (MoLMEP 2023). MoLMEP further reported that quota on attracting foreign labour to Tajikistan with 7,500 people in 2023 was approved by the authorities.






In 2022, Tajikistan state institution provided 2,013 individuals with jobs abroad including Russian Federation (1,709), Kazakhstan (223), Türkiye (29), Poland (35), Romania (11) and the United Arab Emirates (6) (MoLMEP, 2022). In 2023, MoLMEP provided licenses to forty-eight business entities and only twenty-eight state licensed business entities engaged in exporting labour outside the country sent 12,297 labour migrants with organized manner (MoLMEP, 2023). According to BMA survey conducted in 2023,⁸ regardless of the migration destination, Tajik migrant workers were mainly employed in construction (36%), community, social and personal services (21%), wholesale and retail trade (11%), transportation, storage and communication (9%), agriculture and farming (7%), manufacturing (5%), education (3%) health and pharmacy (3%), other business management, banking, law enforcement, engineering, computer tech and vocational (approximately 6%) in the host countries (IOM, 2023).

⁶ Labour migration is the largest migration reasons in Tajikistan and country GDP highly depend on the remittances of migrant workers.

⁷ The net migration rate is the difference between the number of immigrants (people coming into an area) and the number of emigrants (people leaving an area) divided by the population.

⁸ IOM BA and Survey conducted in February 2023 interviewed 1,875 key informants including 979 returned migrants.

Table 2: Employment sector distribution in the BMA survey 2023 (%)

	Sector of Employment	Percentage
	Construction	36%
	Community, social and personal services	21%
	Wholesale and retail trade	11%
	Transportation, storage and communication	9%
	Other business management, banking, law enforcement, engineering, computer tech and vocational	6%

Source: IOM, 2023

FORCED MIGRATION

According to the National Information Agency of Tajikistan (NIAT), there were 804 natural disasters (314 avalanches and 127 mudflows) occurred in Tajikistan in 2023 which is 4 cases more than 2022 (IDMC, 2023). Major emergencies included avalanches in the Gorno-Badakhshan Autonomous Oblast (GBAO) (February 2023), a 5.8 magnitude Richter scale earthquake in Kuhistoni Mastchoh and Rasht districts (March 2023) and series of floods, landslides, mudflows across the country (August 2023) (UNICEF, 2023). According to IDMC, there were 5,100 IDP's registered during the disaster and only 24 IDP's still remaining the end of 2023 (IDMC, 2023). The World Bank's Groundswell report estimated that internal climate migration may reach 216 million people by 2050 due to slow-onset climate impacts (ADB, 2021).

According to UNHCR, as of mid-2023 there were approximately 3,679 Tajik individuals seeking refugees registered in 2023 which is 24.6 per cent higher than 2022 (2,951). Furthermore 4,197 asylum seekers registered in 2023 showing 15.1 per cent increase from the 2022 as well (3,646) (UNHCR, 2023). Furthermore, statistics of the Russian Federation highlights that there were 37 forced Tajik migrants registered in 2022 and 16 in the Q1 of 2023 (Rosstat, 2023). Four refugees were registered in 2022 and no refugees in Q1 of 2023. Tajik citizens granted with temporary asylum in the Russian Federation was 27 in 2022 and 30 in the Q1 of 2023 (Rosstat 2023).



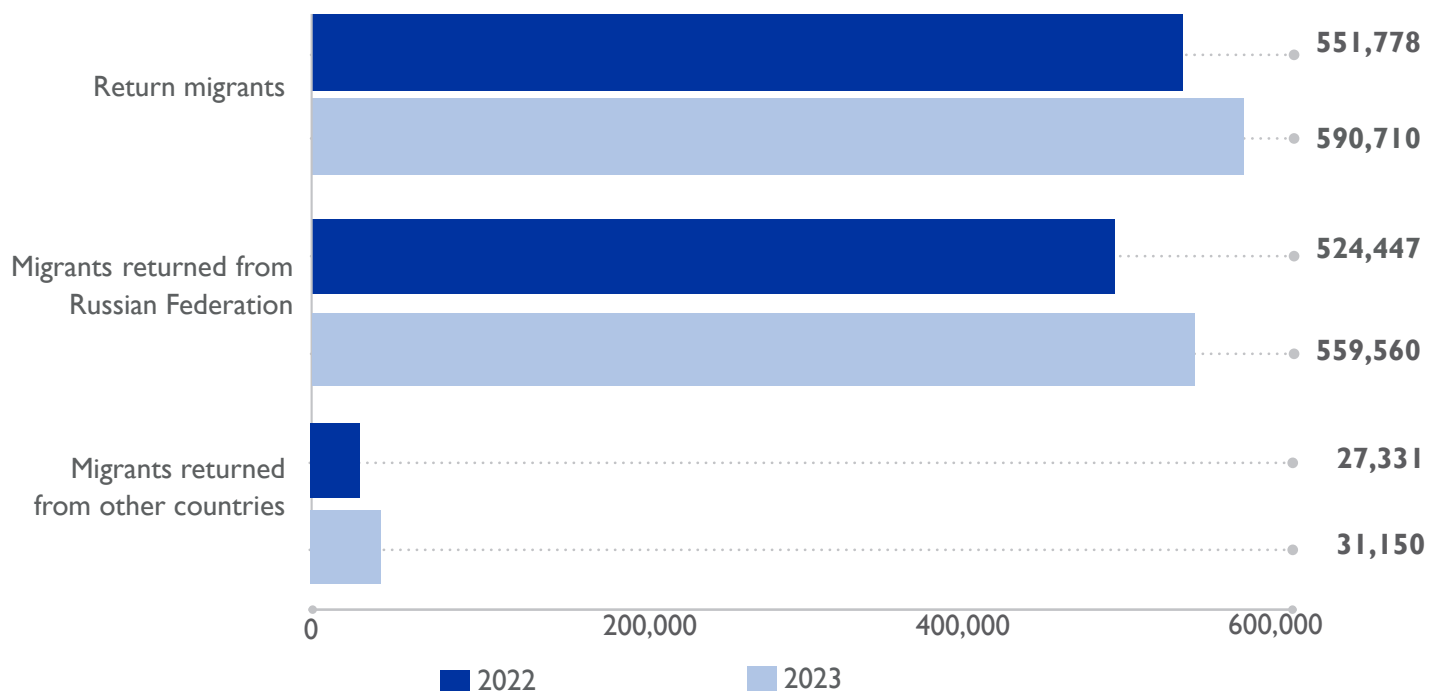
On the other hand, Tajikistan is the host country to receive the largest number of refugees and asylum seekers in Central Asia, mainly from neighboring Afghanistan. According to UNHCR, as of mid-2023 there were 8,167 refugees, 1,056 asylum seekers and 4,144 stateless person registered in Tajikistan which shows a decrease of 5.4 per cent compared to 2022 number of refugees (8,608) and asylum seekers (1,113), and a decrease of 30 per cent comparing to the 2022 data of stateless persons (5,391) (UNHCR, 2023).

However, the MoLMEP reported as 6,495 refugees (1,657 households) registered in 2022 and this number decreased by 29 per cent comparing to 5,032 refugees (1,372 households) in 2023. With the intention of legalizing the foreigners living in Tajikistan without official documentation, the Amnesty Law was endorsed by the President of Tajikistan, Emomali Rahmon, on 18 December 2019 and came into effect on 7 January 2020 and its to allow foreign nationals and stateless people irregularly residing in the country to regularize their stay, by obtaining residence permits which will also enable them after three years to apply for Tajik citizenship (UNHCR, 2020).

RETURN MIGRATION

Return migration in Tajikistan has been a significant phenomenon in recent years, shaped by various socio-economic and geopolitical factors. Some may return voluntarily after achieving their goals abroad, such as completing their education, gaining work experience, or accumulating saving. Others may be compelled to return due to factors such as visa expiration, job loss, or changes in immigration policies in the host country. According to MoLMEP, 590,710 migrants returned (female 122,252, male 468,458) to Tajikistan in 2023 and 551,778 returned in 2022 (females 102,631, males 449,147) with the difference of 38,932 more individuals returned in 2023. Most Tajik returnees (94.7%) were returned from Russian Federation in 2023 (559,560) which is 6.7 per cent higher than 2022 (524,447). In 2023 both Tajik female (129,982) and male (429,578) returnees from Russian Federation show increase of respectively 35.6 per cent for females in 2022 (95,885) 39 per cent 0.2 per cent for males in 2022 (428,562).

Figure 8: Tajik returned migrants, 2022-2023 (absolute numbers)



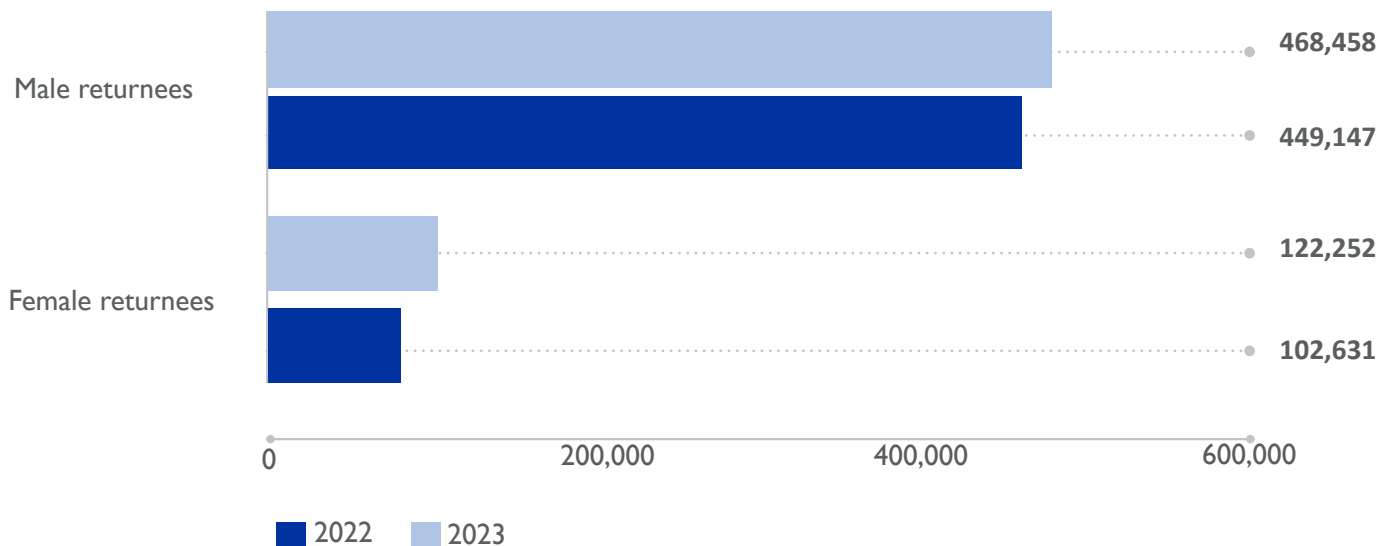
Source: NBSK, 2024



The Migration Service of the MoLMEP reported that in 2023 there were 34,504 (33,505 orally, 83 written notes and 916 by helpline calls) Tajik citizens applied to the migration service unit for re-entry to the Russian Federation through seeking job opportunity. Of all the applications received by the authority, 6,816 (6,155 males and 661 females) citizens application temporarily banned from re-entry to the Russian Federation and 4,444 enrolled in vocational trainings and 1,109 provided job within Tajikistan (MoLMEP, 2023).

According to the BMA, return migration survey conducted in 2023, (978 return migrants interviewed)⁹ top 10 reasons for return migration were short-term family visit (37%), followed by family matters (13%), medical/ health reasons (9%), losing the job (6%), deportation (5%), economic downturn in the host country (5%), safety and security (4%), family reunification/ marriage (4%), not finding work/ livelihood opportunity (4%), and income not being enough to fulfil immediate needs (3%) (IOM, 2023).

Figure 9: Tajik returned migrants gender disaggregated, 2022-2023 (absolute numbers)

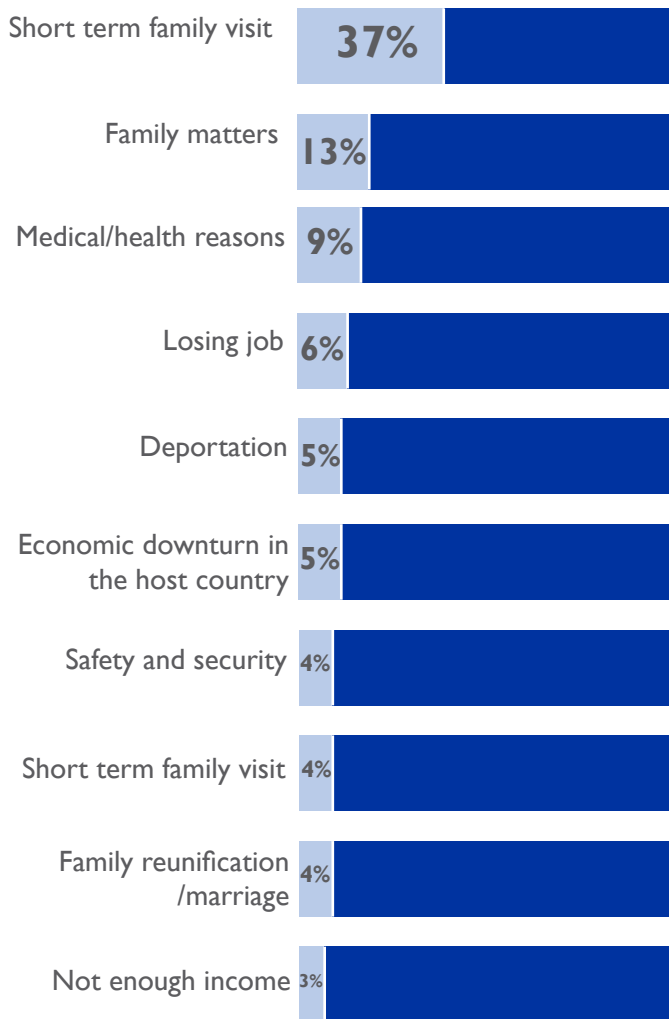


Source: MoLMEP, 2023

⁹ Assessment covered 5 regions, 12 cities and districts, that includes: Somoni, Sino, Firdaws, Shohmansur districts of Dushanbe city, Vahdat city, Rudaki district of Districts of Central Subordination, Khujand city of Sughd region, Bokhtar, Kulob cities and Panj district of Khatlon region, Khorugh city and Vanj district of GBAO in Tajikistan.

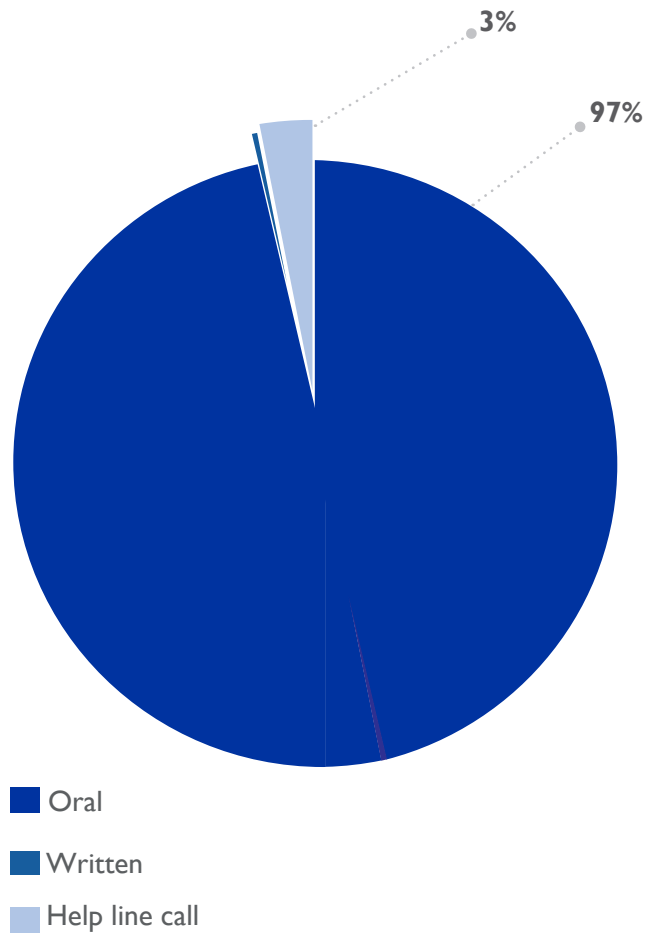


Figure 10: Reasons for return migration, 2023 (%)



Source: IOM, 2023

Figure 11: Re-entry applications received to enter Russian Federation, 2023 (absolute numbers and %)



Source: MoLMEP, 2023

REMITTANCES

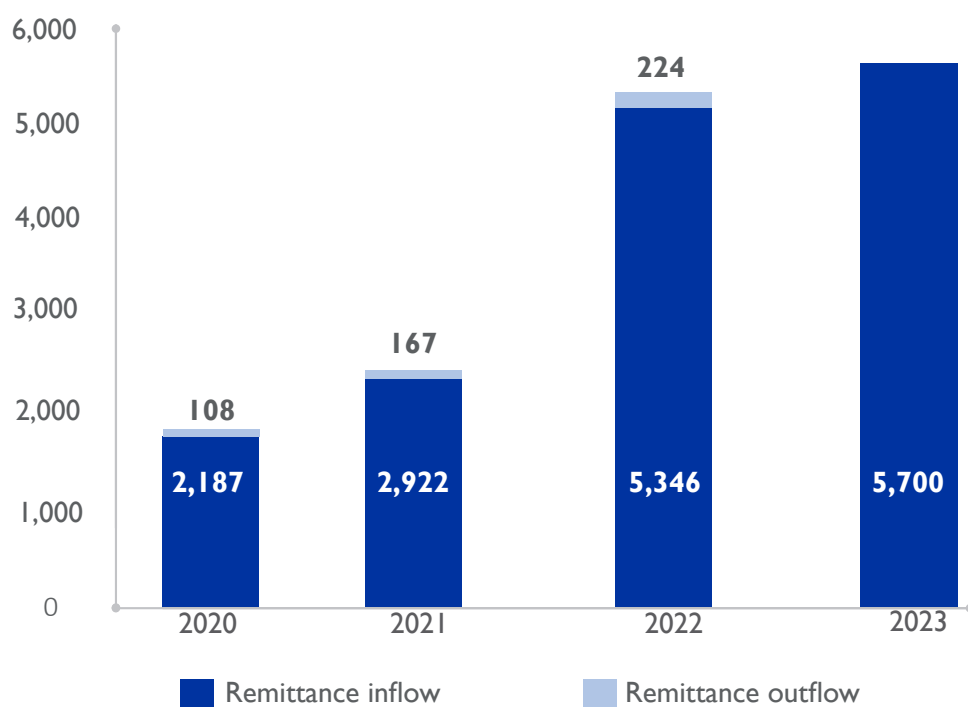
With the unavailability of the official remittance information from the Ministry of Foreign Affairs (MFA) and the National Bank of Tajikistan (NBT) the data availability regarding remittance was limited.¹⁰ According to the World Bank, the personal remittances received (% of GDP) by Tajikistan shows a significant increase in 2020 (26.8), 2021 (32.68) and 2022 (50.9), net remittance inflows remained a key factor in driving this increase, peaking at a historic 50 per cent of the GDP highlighting that remittances were a critical source of poverty reduction in Tajikistan in 2022. Further, the remittance inflow reported in the Global Knowledge Partnership on Migration and Development (KNOMAD) towards Tajikistan shows gradual increase in the year of 2020 (2.2 billion of USD) and 2021 (2.9 billion of USD) but doubled its increase in 2022 (5.3 billion of USD) and 2023 (5.7 billion of USD) estimates. Similar increase reported in the remittance outflow with 108 million USD in 2020, 167 million USD in 2021, and 224 million USD in 2022. On the other hand, according to the ADB experts' prediction, Tajikistan's economic growth will slow down slightly in 2024 and 2025 due to lower remittances, fiscal space constraints, and lower global demand for Tajikistan's main mining exports, and geopolitical influence such as impacts from the economic sanctions towards Russian Federation. However the country's GDP will grow by 6.5 per cent both 2022 and, following growth of 8.3 per cent in 2023 (ASIAPLUS, 2024).

¹⁰ Ministry of Foreign Affairs declined to share remittance data of 2022-2023.



The share of households receiving remittances increased in 2022 to 17 per cent, compared to 13 per cent in 2021 and 2022 to 30 per cent of total household income comes from remittances, over 90 per cent of which originates from the Russian Federation and its figures reached 3.2 billion dollars at the end of 2022 (WVB, 2022). Furthermore, the surplus on the primary and secondary income accounts had increased substantially to USD 5.3 billion by the end of 2022. Households report that over 80 per cent of remittances are used for food consumption and about 10 per cent for other basic needs such as healthcare, housing, and education. The rest are used for savings, to repay debts, and for other purposes. In 2021, about 36 per cent of the poorest one fifth Tajikistan received remittances each month, while in the top one fifth, the figure was about 27 per cent (WVB, 2022). According to MoLMEP of Tajikistan, around 17.1 million Russian Rubles of unpaid wage arrears of Tajik migrant were reimbursed to each individuals in 2022 and this number increased up to 244 million in 2023 with the strong cooperation between Tajikistan representative office in the Russian Federation and the relevant authorities of the Russian Federation.

Figure 12: Remittance inflows and outflows, 2020-2023 (USD million)



Source: KNOMAD, 2023

Tajikistan received remittances each month, while in the top one fifth, the figure was about 27 per cent (WVB, 2022). According to MoLMEP of Tajikistan, around 17.1 million Russian Rubles of unpaid wage arrears of Tajik migrant were reimbursed to each individuals in 2022 and this number increased up to 244 million in 2023 with the strong cooperation between Tajikistan representative office in the Russian Federation and the relevant authorities of the Russian Federation.



POLICY INTERVENTIONS TOWARDS MIGRATION

Since the increased geopolitical tension in the Central Asian region due to war with Ukraine, Tajikistan government intensely seeking third country cooperation in terms of labour migration to and from Tajikistan. Within this, the MoLMEP drafted three documents of cooperation with the State of Kuwait, Saudi Arabia and the Republic of Korea and documents are at the stage of final review by the parties in 2023. In March 2023, during the third joint working group meeting between Government of Tajikistan and the Government of Qatar cooperation agreement signed between the State institution of “Agency for employment abroad” of the Ministry and the Qatar company “Qatar labour Recruitment” for increasing the labour migration corridor between the countries (MoLMEP,2023). Memorandum of Understanding (MoU) signed between the Government of Tajikistan and the Government of Kuwait on the exchange of labour force in the private sector.

Furthermore, on 29 December 2023, at a meeting of the Committee on Foreign Policy of the Republic of Korea, Tajikistan was included in the employment permit system (EPS) in the Republic of Korea as the 17th country, which is an achievement of the year in terms of diversification of labour migration. The transfer of labour resources from Tajikistan to the Republic of Korea is expected to be carried out from 2025 after the signing of a MoU on the system of intergovernmental employment permits and the opening of a local EPS center.

The Government of Tajikistan further cooperate with Russian Federation on the improvement of condition of migrant workers living in the Russian Federation. Within this, a memorandum of understanding was signed between the MoLMEP of Tajikistan and Federal Service for Labour and Employment of the Russian Federation for ensuring the protection of labour rights of Tajik citizens residing in the Russian Federation.



REFERENCES

- Agency on Statistics under the President of Tajikistan (Tajstat)
2019 [Household Budget Survey 2014-2019](#), Tajstat.
- Asian Development Bank (ADB)
2021 [Climate Risk Country Profile-Tajikistan](#), Asian Development Bank.
- Asia-Plus (AP)
2023 [The influx of Russian to Tajikistan reportedly increases more than three times](#), Asai-plus website.
- Federal State Statistics Service of the Russian Federation (Rosstat)
2023 [Russian Statistical Yearbook 2023](#), Rosstat website.
- Integral Human Development (IHD)
2020 [Migration profile-Tajikistan](#), Migrant refugee website
- International Organization for Migration (IOM)
2023a [Baseline assessment and Returning Migrant Worker Survey Round 2 – Tajikistan. February 2023 - November](#), IOM Tajikistan.
2023b [Monitoring of the rights of labour migrants from Tajikistan. Complexities, new trends, and challenges to be solved \(internal document\)](#), IOM Tajikistan.
- 2021 [Summary of the report Monitoring the observance of the rights of migrant workers from Tajikistan for the period 2018-2023, Challenges, trends, and tasks to be addressed \(internal document\)](#), IOM Tajikistan.
- International Monetary Fund (IMF)
2023 [Executive Board Concludes: Article IV Consultation with the Republic of Tajikistan](#), IMF website.
- Ministry of Labour, Migration and Employment Tajikistan (MoLMEP)
2022 [Press release report](#), MOLMEP website.
2023 [Press release report](#), MOLMEP website.
- News.AM
2022 [Russia Federation Council annuls pension agreement for CIS citizens](#), 8 June 2022, News.AM.
- The Diplomat
2023 [War and Migration: Central Asian Migrant Worker Flows Amid the Ukraine Conflict](#), DIPLOMAT website.
- United Nations High Commissioner for Refugees (UNHCR)
2020 [Tajikistan's new law tackling statelessness](#), UNHCR press release.
- United Nations International Children's Emergency Fund (UNICEF)
2023 [Country Office Annual Report-Tajikistan](#).
- World Bank (WB)
2023 [Tajikistan Economic Update-Focusing on Boosting Private Sector Dynamism in Tajikistan](#), World Bank.
2022 [Russia-Ukraine Conflict: Implications for Remittance flows to Ukraine and Central Asia](#), World Bank blogs.

LEGAL DOCUMENTS

- [Amnesty Law](#) 2019
[Constitutional Law of citizenship of the Republic of Tajikistan](#), 2015
[Law of the Republic of Tajikistan on Amnesty Related to Legalization of Stateless Persons and Foreign Nationals Illegally Residing in the Territory of the Republic of Tajikistan | Refworld](#), 2019
[Migration law](#), 2008
[New Strategy for Regulation of Migration Processes period up to 2040](#), 2023
[Order of the Government of the Republic of Tajikistan "About the Program of the state support and private sector development in the Republic of Tajikistan for 2023-2027" \(cis-legislation.com\)](#), 2023
[State Employment Assistance Program of the Republic of Tajikistan for 2023-2027](#)



Co-funded by
the European Union



Schweizerische Eidgenossenschaft
Confédération suisse
Confederazione Svizzera
Confederaziun svizra

Swiss Agency for Development
and Cooperation SDC