



EMERGENCY TRACKING TOOL (ETT)

DTM Emergency Tracking Tool (ETT) is deployed to track and provide up-to-date information on sudden displacement and other population movements

ETT Report: No. 96 | 03 - 09 December 2018

Movements

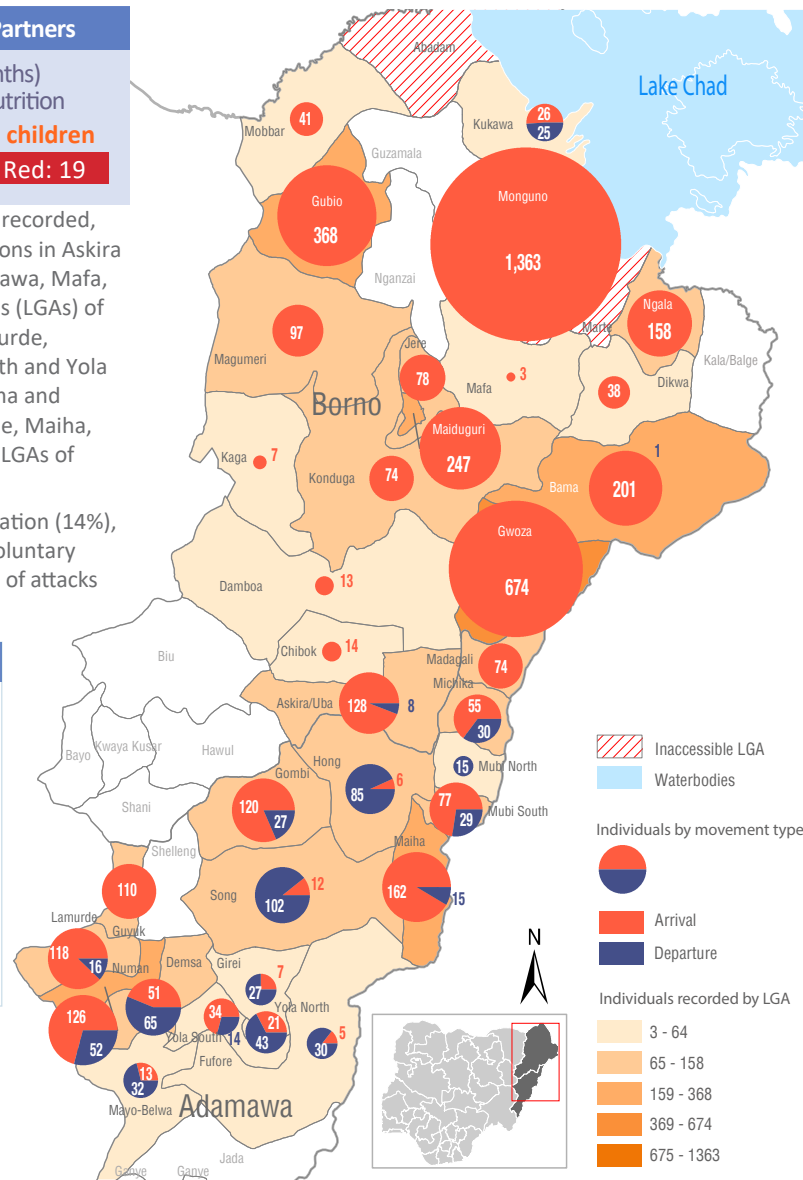


New Arrival Screening by Nutrition Partners

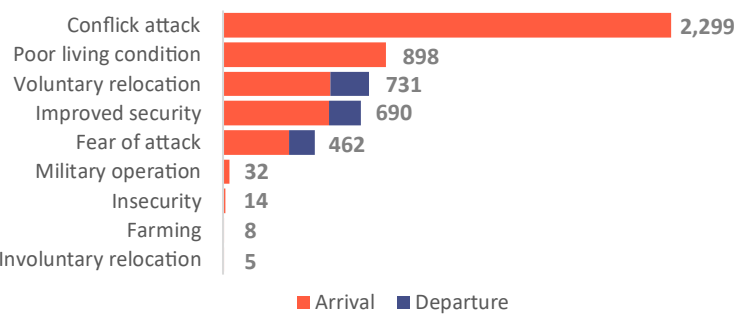


Within the period of 3 - 9 December 2018, a total of 5,139 movements were recorded, including 4,523 arrivals and 616 departures. Arrivals were recorded at locations in Askira Uba, Bama, Chibok, Damboa, Dikwa, Gubio, Gwoza, Jere, Kaga, Konduga, Kukawa, Mafa, Magumeri, Maiduguri, Mobbar, Monguno and Ngala Local Government Areas (LGAs) of Borno state and locations in Demsa, Fufore, Girei, Gombi, Guyuk, Hong, Lamurde, Madagali, Maiha, Mayo Belwa, Michika, Mubi South, Numan, Song, Yola North and Yola South LGAs of Adamawa state. Departures were recorded at Askira Uba, Bama and Kukawa LGAs of Borno state and Demsa, Fufore, Girei, Gombi, Hong, Lamurde, Maiha, Michika, Mubi North, Mubi South, Numan, Song, Yola North, and Yola South LGAs of Adamawa state.

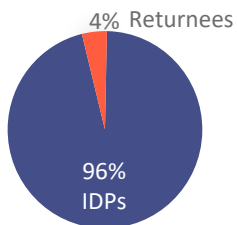
ETT assessments identified the following movement triggers: voluntary relocation (14%), improved security (13%), Military operation (1%), farming, insecurity and involuntary relocation (3%), ongoing conflict (45%), poor living conditions (17%) and fear of attacks (9%).



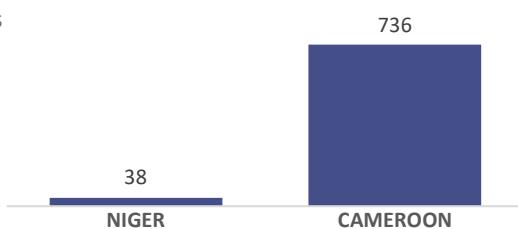
Number of individuals by movement triggers



Affected population



Arrivals from Neighbouring Countries



Summary of major movements

Monguno: 1,363 arrivals were recorded in Monguno LGA of Borno state. These include 455 arrivals from Bunduram ward, 96 arrivals from Yoyo ward, 58 arrivals from Kekenno ward of Kukawa LGA, 93 arrivals from Barkawuri Garu Kime in Abbari ward of Monguno LGA, 182 arrivals from Mairari ward, 426 arrivals from Wamiri ward and 53 arrivals from Gudumali ward of Guzamala LGA in Borno State. The new arrivals reported to have relocated due to the ongoing conflict.

Gwoza: 674 arrivals were recorded in Gwoza LGA of Borno state. These include 581 arrivals from Mora ward of Marwa LGA in Cameroon, 21 arrivals from Shehuri ward of Bama LGA, 25 arrivals from Agapalawa and Dure wards of Gwoza LGA, 8 arrivals from Lokko ward of Song LGA, 24 arrivals from Sangere ward, 8 arrivals from Samu Naka ward and 7 arrivals from Malkohi ward of Yola South LGA in Adamawa state. 92% of the new arrivals reported to have relocated due to poor living condition, 4% voluntarily relocated and 4% relocated due to improved security.

Gubio: 368 arrivals were recorded Bassam of Gubio ward of Gubio LGA of Borno state. The arrivals were from Melerem in Zomo ward of Gubio LGA of Borno state. The new arrivals reported to have relocated due to the ongoing conflict.

Maiduguri: 247 arrivals were recorded in Maiduguri LGA of Borno state. These include 166 arrivals from Baga ward, 43 arrivals from Doro duguri ward of Kukawa LGA, 13 arrivals from Sojiri/NguoroNguoro ward of Konduga LGA, 18 arrivals from Damasak central ward and 7 arrivals from Zari ward of Mobbar LGA of Borno State. The trigger for their arrival as reported was as a result of the ongoing conflict.

Numan: 126 arrivals and 52 departures were recorded in Numan LGA of Adamawa state. These include 87 arrivals from Numan 1 and 19 arrivals from Numan 2 wards of Numan LGA, 12 arrivals from Anguwan Wurukum in Nassarawo ward of Yola South LGA, 8 arrivals from Gwadabawa ward of Yola North LGA, 31 departures from Lafiya ward of Lamurde LGA and 21 departures from Bolki ward of Numan LGA of Adamawa State. 90% of the arrivals was due to improved security while 10% was due to poor living condition. All the departures was due to improved security.

New Arrival Malnutrition Screening Summary (children 6-59 months)

An exhaustive nutrition screening using mid-upper arm circumference (MUAC) and Oedema for acute malnutrition was conducted by Sector partners for 496 children of 6-59 months. Of the 496 children screened, the MUAC reading was: 19 children (4 from inaccessible and 15 from accessible area) were in the Red category, 36 were in the Yellow category and 441 were measured in the Green category. No case of Oedema was reported in the 6 LGAs that sent in reports.

The results also include 185 children from neighbouring LGAs (31 from Bama, 133 from Gwoza, 8 from Mobbar and 13 from Ngala): of all the 185 children measured, 3 were in red category, 174 in the green category and 8 in the yellow category. All children found with severe acute malnutrition have been admitted for treatment. Please note, the data presented are not surveillance results and should be interpreted with caution.

LGA	MUAC Categories						Total
	Green (≥12.5cm)		Yellow (11.5 cm - 12.5cm)		Red (<11.5cm)		
	In-Accessible	Accessible	In-Accessible	Accessible	In-Accessible	Accessible	
Bama	6	41	0	2	1	0	50
Dikwa	0	0	1	0	2	0	3
Gwoza	29	140	3	7	1	3	183
Kukawa	4	0	0	0	0	0	4
Mobbar	0	8	0	0	0	0	8
Monguno	0	169	0	21	0	11	201
Ngala	5	39	0	2	0	1	47
Total	44	397	4	32	4	15	496

■ Nourished

■ Moderate Acute Malnutrition (MAM)

■ Severe Acute Malnutrition (SAM)

Table 1. Details of movements by locations of assessment and locations of arrival/departure - only movements with at least 27 persons are listed below

Tracking Location			Arrival Location				
STATE	LGA	WARD	STATE	LGA	WARD	ARRIVAL	DEPARTURE
ADAMAWA	DEMSA	DONG	ADAMAWA	GUYUK	DUMNA	—	27
				NUMAN	GAMADIO	—	38
	GOMBI	GOMBI SOUTH	ADAMAWA	SONG	ZUMO	85	—
	GUYUK	DUMNA	ADAMAWA	DEMSA	BORRONG	27	—
	HONG	DAKSIRI	BORNO	MAIHA	MAYO NGULI	—	27
				ASKIRA UBA	HUSARA/TAMPUL	—	51
	LAMURDE	LAFIYA	GOMBE	NUMAN	IMBURU	31	—
				BALANGA	CHAM MWONA	32	—
	MADAGALI	GULAK	ADAMAWA	MADAGALI	GULAK	54	—
	MAIHA	HUMBUTUDI	ADAMAWA	HONG	HUSHERE ZUM	69	—
MAYO NGULI		HONG		DAKSIRI	27	—	
MUBI SOUTH	LAMURDE	BORNO	JERE	MASHAMARI	33	—	
NUMAN	BOLKI	ADAMAWA	NUMAN	NUMAN 1	87	—	
	IMBURU		LAMURDE	LAFIYA	—	31	
SONG	ZUMO	ADAMAWA	GOMBI	GOMBI SOUTH	—	85	
BORNO	ASKIRA UBA	HUSARA/TAMPUL	ADAMAWA	HONG	THILBANG	51	—
		KOPA/MULTHAFU	BORNO	GWOZA	BITA IZGHE	29	—
	BAMA	BUDUWA	CAMEROON	MARWA	MOKOLO	73	—
					MORA	38	—
					BAMA	GULUMBA	29
		SHEHURI	BORNO	MONGUNO	MONGUNO	28	—
				GUBIO	GUBIO	BORNO	GUBIO
	GWOZA	PULKA/BOKKO	CAMEROON	MARWA	MORA	581	—
	JERE	OLD MAIDUGURI	BORNO	KUKAWA	CROSS KAIWA	62	—
	KONDUGA	AUNO	BORNO	JERE	TUBA	57	—
	MAGUMERI	AJARI	BORNO	MAGUMERI	SHATARAMKARAUW	41	—
		GAJIGANNA		NGAZAI	GADAI	31	—
	MAIDUGURI	BOLORI I	BORNO	KUKAWA	BAGA	166	—
					DORO DUGURI	43	—
	MONGUNO	MONGUNO	BORNO	GUZAMALA	GUDUMBALI	53	—
					MAIRARI	182	—
					WAMIRI	426	—
					BUNDURAM	455	—
KUKAWA					KEKENO	58	—
	YOYO	96	—				
MONGUNO	MONGUNO	BORNO	MONGUNO	ABBARI	93	—	
			DIKWA	FLATARI	58	—	
NGALA	NGALA	BORNO	NGALA	WULGO	93	—	

The depiction and use of boundaries, geographic names, and related data shown on maps and included in this report are not warranted to be error free nor do they imply judgment on the legal status of any territory, or any endorsement or acceptance of such boundaries by IOM.

For more information or to report an alert, please contact:

Henry Kwenin, DTM Project Coordinator: hkwenin@iom.int | +234 9038852524 Bercasio Dave, Emergency Coordinator: dbercasio@iom.int | +234 9075070001

DTM information products: <http://nigeria.iom.int/dtm>



Humanitarian Aid
And Civil Protection

