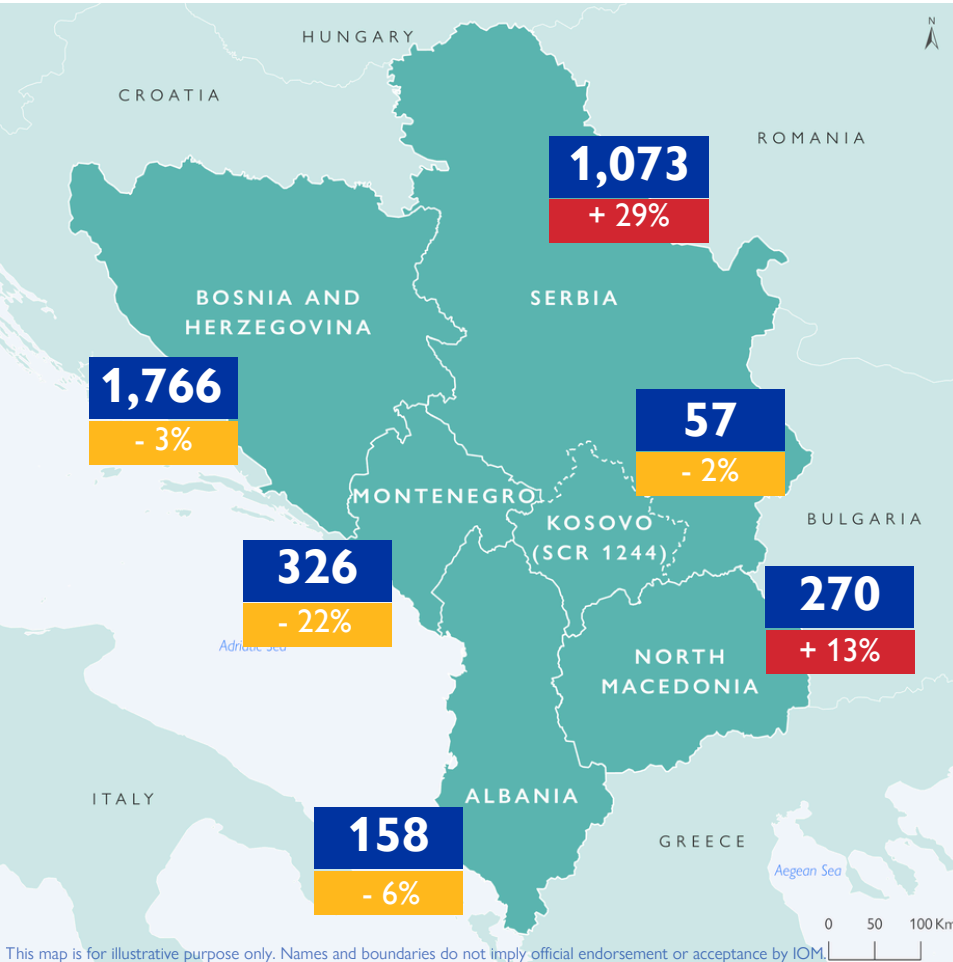


REGISTRATIONS ON ARRIVAL^{1,2}



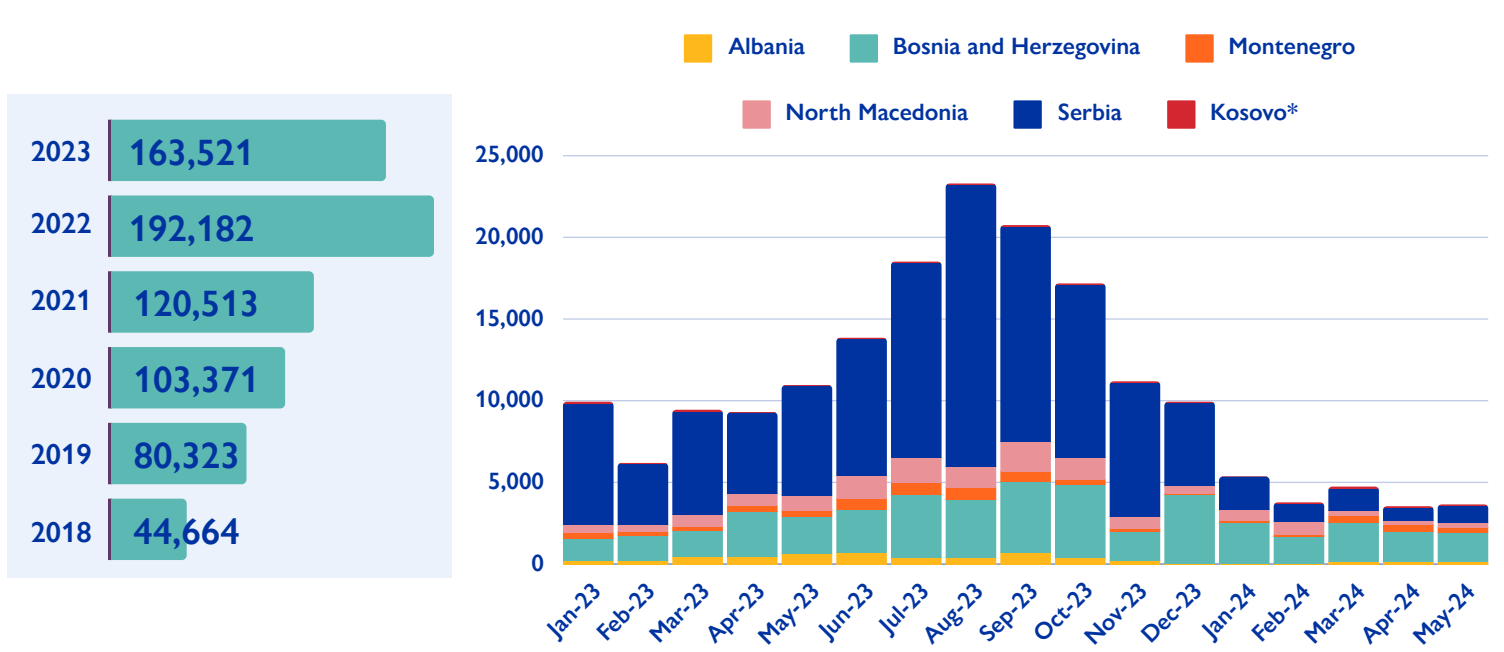
3,650
REGISTRATIONS ON ARRIVAL IN MAY 2024

+3%
COMPARED TO APRIL 2024

22,437
TOTAL REGISTRATIONS ON ARRIVAL IN 2024

This map is for illustrative purpose only. Names and boundaries do not imply official endorsement or acceptance by IOM.
* References to Kosovo shall be understood to be in the context of the United Nations Security Council Resolution 1244 (1999).

MONTHLY REGISTRATIONS ON ARRIVAL IN THE WESTERN BALKANS³

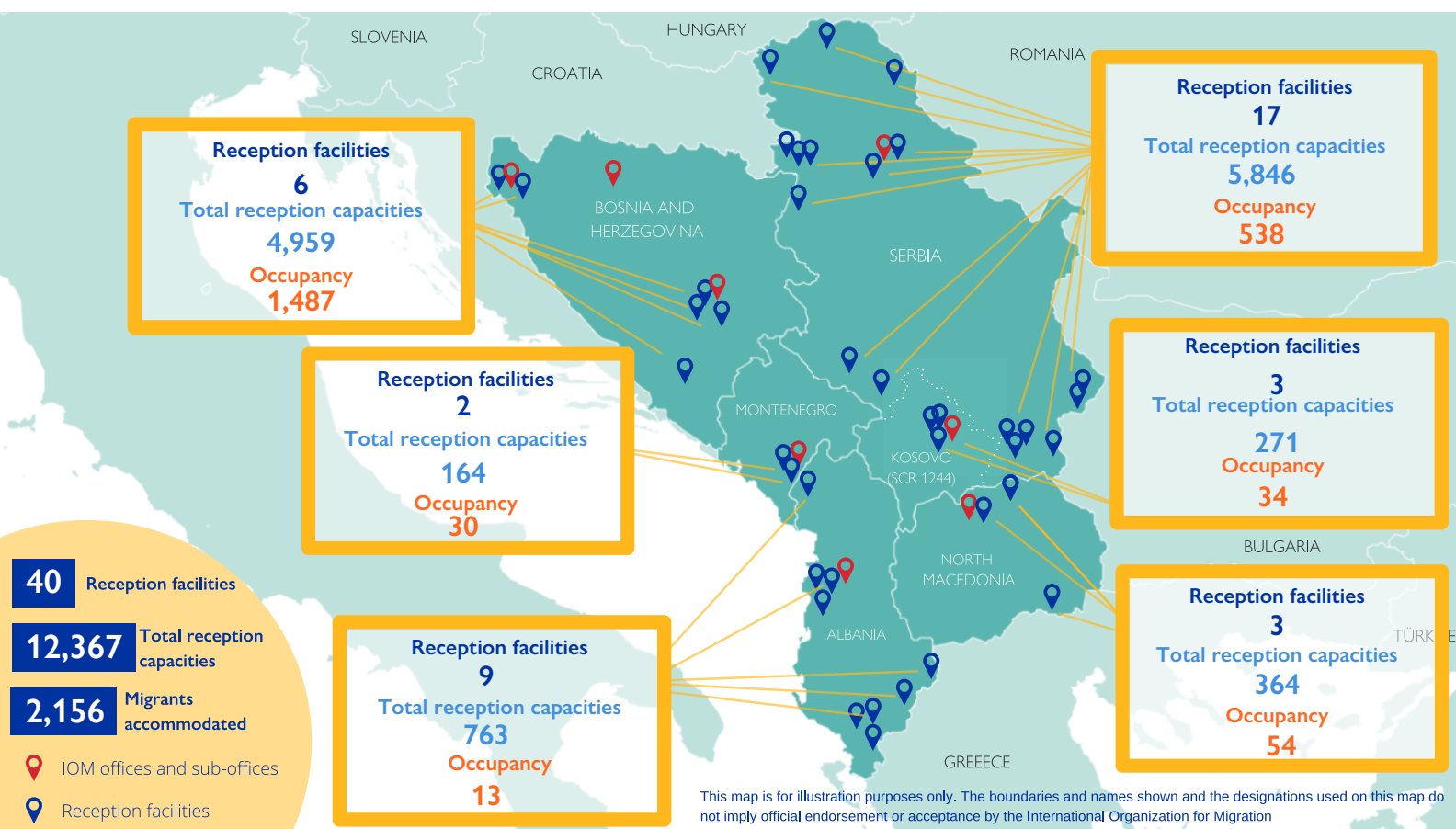


¹ "Registrations" refer to any interception and/or registration by an official authority of an irregular entry at the border, by sea, in airports, or on the territory.
² Monthly data on registrations are compared to the previous month.
³ The data displayed in this brief is non-final and subject to consolidation. Please check the website below for more information: [Europe Arrivals](#) | [Displacement Tracking Matrix \(iom.int\)](#).

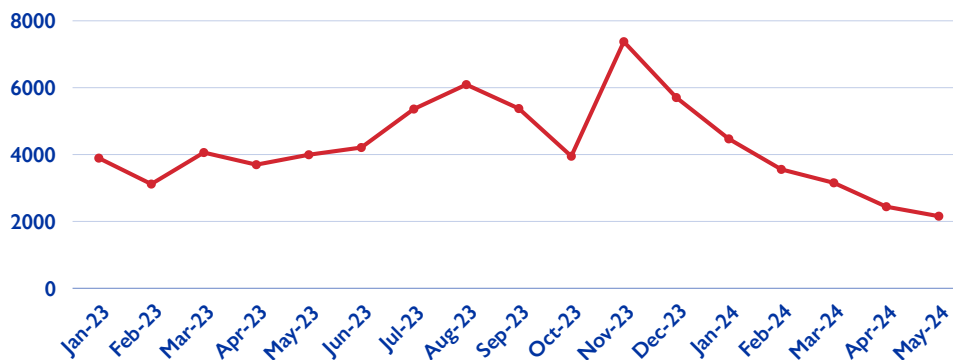
TOP 3 NATIONALITIES ON ARRIVAL IN MAY 2024 ^{4, 5}

Albania	Pakistan (32%)	↑ +4%	Syrian Arab Republic (14%)	↑ +4%	Nepal (10%)	↓ -4%
Bosnia and Herzegovina	Syrian Arab Republic (28%)	↓ -7%	Afghanistan (20%)	↑ +5%	Türkiye (8%)	↑ +1%
Montenegro	Pakistan (18%)	↑ +11%	Syrian Arab Republic (17%)	↓ -8%	Afghanistan (15%)	↑ +10%
North Macedonia	Syrian Arab Republic (47%)	↑ +7%	Morocco (11%)	↑ +7%	Egypt (7%)	↓ +4%
Kosovo*	Morocco (46%)	↓ -8%	Occupied Palestinian Territory (21%)	↑ +18%	Syrian Arab Republic (18%)	↓ -8%

MIGRANT RECEPTION FACILITIES - SNAPSHOT MAY 2024 ^{6, 7}



TRENDS IN FACILITIES' OCCUPANCY



⁴ Data on nationalities on arrivals to Serbia is not available.

⁵ Percentage increases or decreases refer to changes in the percentage share of nationalities, and not in total numbers, in May 2024.

⁶ The data for Albania refer to the cumulative number of migrants registered in the existing structures in January by the Border and Migration Department within the Border Police of Albania.

⁷ Based on the latest available data in January 2024.

SOLUTIONS FOR MIGRANTS STRANDED IN THE WESTERN BALKANS

ASSISTED VOLUNTARY RETURN AND REINTEGRATION


181 assisted voluntary returns in 2024

94% Male **6%** Female

56 reintegration grants⁸

	Albania	Bosnia and Herzegovina	Montenegro	North Macedonia	Serbia	Kosovo*	Total
Total returns in 2024	9	81	27	5	48	11	181
Total returns 2016 - 2023	18	1,420	124	115	1,204	45	2,926

Top 5 countries of return in May 2024



IOM activities funded by:



Funded by the European Union



Norwegian Ministry of Foreign Affairs



Ministry of Foreign Affairs and International Cooperation of Italy



UK Government

The opinions expressed in the report are those of the authors and do not necessarily reflect the views of the International Organization for Migration (IOM). IOM expresses no opinion concerning the legal status of any country, territory, city or area, or of its authorities, or concerning its frontiers or boundaries.

International Organization for Migration (IOM), 1 July 2024. DTM Western Balkans — Mixed Migratory Flows Report (July 2024). IOM, South Eastern Europe, Eastern Europe and Central Asia.

For more information on terms and conditions of DTM reports and information products, please refer to: <https://dtm.iom.int/terms-and-conditions>. Contact: iomwesternbalkans@iom.int

⁸ The total number of reintegration grants does not reflect the total number of grants per category as one reintegration package can include different categories.