



International Organization for Migration (IOM)

The UN Migration Agency

**DTM**



REPUBLIC OF TURKEY  
MINISTRY OF INTERIOR  
DIRECTORATE GENERAL OF  
MIGRATION MANAGEMENT

# MIGRANT VULNERABILITIES REPORT

TURKEY  
June 2018

INTERNATIONAL  
ORGANIZATION FOR  
MIGRATION (IOM)

3,173

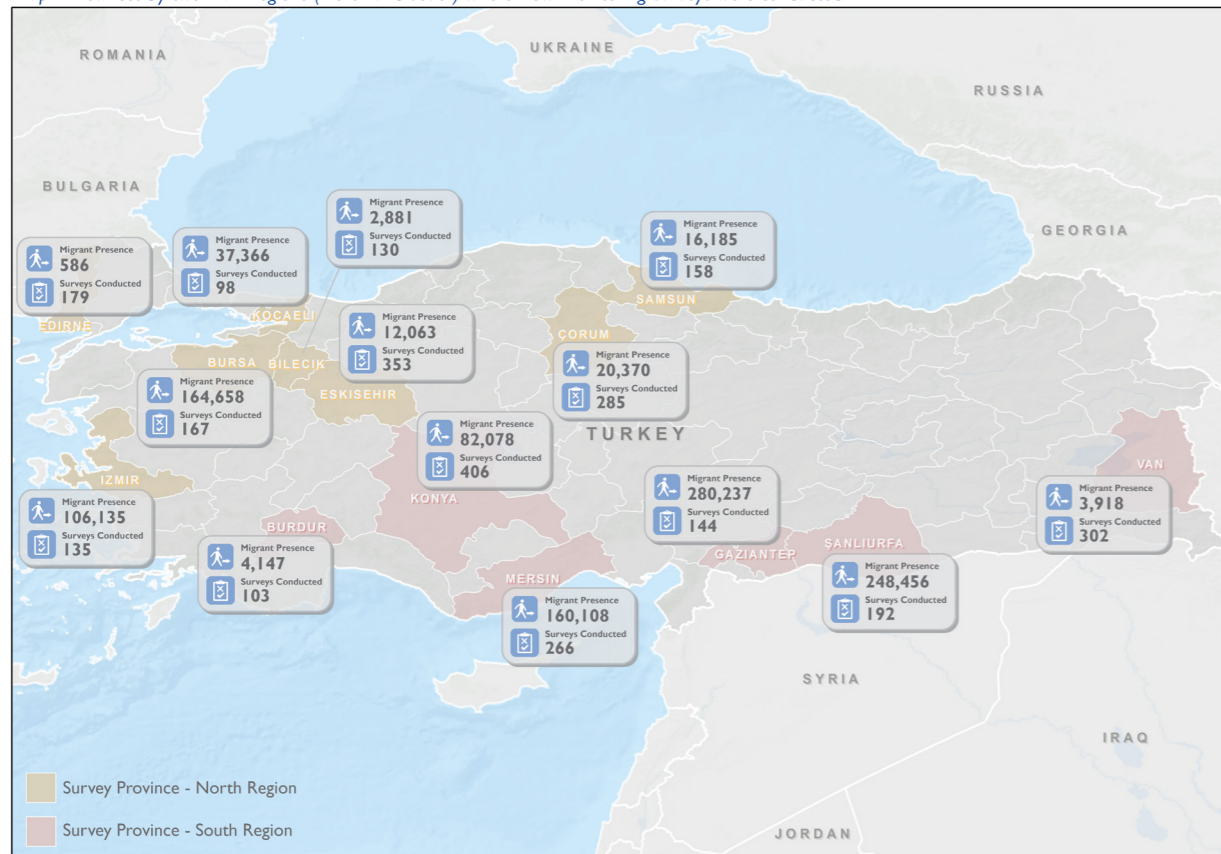
interviews were conducted in Turkey from December 2017 to February 2018

## CONTENTS

1. The Flow Monitoring Survey and the Migrant Vulnerabilities Module
2. Migrant Vulnerabilities Module: Four Main Nationalities Surveyed in Turkey
3. Profile of Migrants who answered “yes” to at least one of the Migrant Vulnerabilities Indicators

Contact: [DTMmediterranean@iom.int](mailto:DTMmediterranean@iom.int) - [dtmsupport@iom.int](mailto:dtmsupport@iom.int)  
[migration.iom.int/europe](http://migration.iom.int/europe)

Map1: Provinces by two main regions (North and South) where Flow Monitoring Surveys were conducted.



## ABOUT DTM'S FLOW MONITORING SURVEYS

This report contains findings of IOM's Displacement Tracking Matrix (DTM) Flow Monitoring Surveys (FMS) conducted between 11 December 2017 and 11 February 2018 by IOM field staff in provinces of Edirne, İzmir, Kocaeli, Konya, Bursa, Bilecik, Burdur, Çorum, Eskişehir, Samsun, Mersin, Gaziantep, Şanlıurfa, Van.

The survey gathers information about migrants' profiles, including age, gender, areas of origin, levels of education and employment status before migration, key transit points on their route, cost of the journey, reasons for moving and intentions.

The questionnaire allows for insight into migrants' decision making process in the country of origin and in the country of departure/residence. Following the feedback received from field missions, different IOM departments and relevant partners such as the Turkish Directorate General for Migration Management (DGMM), the questionnaire form has been revised and upgraded to include additional protection related indicators (e.g. child protection indicators) while simultaneously capturing more information about migrants' decision making process in the country of departure (origin or habitual residence), employment status prior to departure, family and modes used to finance the journey. In addition to that, the questionnaire deployed in Turkey is supplemented with specifically tailored questions addressing the internal migration trajectories in Turkey and migrants in regard to the registration procedure with the authorities.

Further information about the questionnaire, sample structure, questionnaire form, proxy indicators and survey implementation can be found in the [Methodology](#) section.

## ABOUT DTM'S MIGRANT VULNERABILITIES REPORT

During the past several decades Turkey has experienced migration flows from the neighbouring countries. Political turmoil in Middle East pushed people to go elsewhere, making Turkey a passageway to Europe, as well as a destination country.

This report provides the analysis of responses on vulnerability indicators and witnessed experiences of exploitative practices.

In total, 3,173 surveys were conducted in 14 provinces. The non-response rate was quite low, with 194 respondents refusing to participate in the survey. The majority of those migrants who refused to participate noted that reason for this stemmed from their intention to continue further with their journey. Moreover, the sample excluded 43 individuals who said when approached by data collector that they have already participated in the survey. The sample also excluded 18 individuals of nationalities other than Syrian, Afghan, Iraqi, and Iranian. The sample, therefore, consists of 2,918 valid interviews. Syrian nationals constituted 28% of the total sample, Afghan - 25%, Iraqi - 25% and Iranian respondents - 22%.

The report is structured as follows: Section 1 provides an overview of the content of the survey. Section 2 presents analysis of migrant vulnerability indicators by four main nationalities surveyed and Section 3 provides the description of the profile of respondents who answered positively to at least one of the migrant vulnerability indicators based on their own direct experience by four main nationalities surveyed.

## 1. THE FLOW MONITORING SURVEY (FMS) AND MIGRANT VULNERABILITIES MODULE

### OVERVIEW

The FMS gathers information on migrants' profiles, including age, sex, areas of origin, levels of education and employment status before migration, key transit points on their route, cost of the journey, reasons for leaving the place of residence and intended destination(s).

Seven questions were included in the survey to capture information about whether or not the respondent has, during their journey:

1. Worked or performed activities without getting the expected payment.
2. Been forced to perform work or activities against their will.
3. Been forced or coerced into a marriage against their will.
4. Been kept at a certain location against their will in a manner restricting their freedom (by persons other than authorities of the country)
5. Been aware of instances where migrants en route had been approached by people offering cash in exchange for blood, organs, or other body parts (observed);
6. Been aware of instances where migrants en route had been forced to give blood, organs, or other body parts (observed).
7. Been aware of instances where any child has been: working against his/her will, providing sexual services, kept at a certain location against his/her will, begging to obtain money for someone other than him/herself, forced/coerced into a marriage.

First four questions relate to an event, directly experienced by the respondent. Questions 5 - 7 refer to an indirect experience of the respondent. If the answer is negative for the direct experience questions, then, it is asked if a family member travelling with them experienced a situation described by one of the vulnerability indicators.

Out of total sample of 2,918 respondents 577 individuals answered positively to at least one of the first four vulnerability indicators that are related to individual experiences, personally lived by the respondent.

This report presents analysis of these positive responses that includes four vulnerability indicators, namely: having worked without getting the expected payment, being forced to work, being held against one's will, being forced/coerced into a marriage. In the context of this analysis, the positive response to at least one of these four questions is presented as a cumulative positive indicator of an individual experience of vulnerability indicators. Additionally, each of the seven migrant vulnerability indicators are analyzed separately.

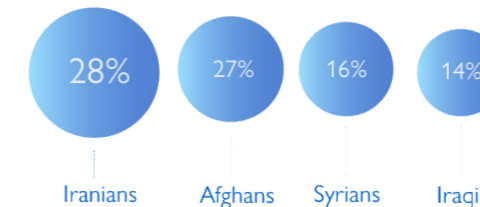
The experiences described in these questions do not aim to identify cases of human trafficking as defined by international legal instruments. If, while conducting the survey, interviewers come across people with potential protection needs they are referred to the relevant protection actor with the migrant's consent.

## 2. MIGRANT VULNERABILITY INDICATORS: FOUR MAIN NATIONALITIES SURVEYED IN TURKEY

### MAIN FINDINGS

Twenty - eight per cent of respondents from Iran, 27% of respondents from Afghanistan, 16% of respondents from Syria, and 14% of respondents from Iraq answered "yes" to at least one of the four vulnerability indicators based on their own direct experience.

Figure 1: Percentage of respondents who answered «yes» to at least one of the four vulnerability indicators, by nationality.



Additionally, 8% of respondents from Afghanistan, 6% of respondents from Iran, 4% of respondents from Iraq, and 3% of respondents from Syria reported that a family member travelling with him/her experienced a situation described by one of the vulnerability indicators.

Male respondents were more likely than female respondents to report having experienced a situation described by one of the four vulnerability indicators. Approximately one-in-three male Afghan nationals and one-in-three male Iranian nationals surveyed answered "yes" to at least one of the four vulnerability indicators versus 12% of female respondents of Afghan nationality and 20% of female respondents of Iranian nationality. Twenty per cent of male respondents from Iraq answered "yes" to at least one of the four vulnerability indicators versus 7% of female respondents from Iraq. Twenty-one per cent of male respondents from Syria answered "yes" to at least one of the four vulnerability indicators versus 11% of female respondents.

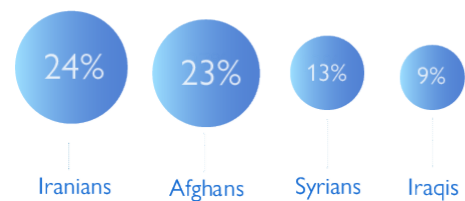
Figure 2: Percentage of respondents who answered «yes» to at least one of the four vulnerability indicators, by nationality.



**DIRECT EXPERIENCES: HAVING WORKED WITHOUT GETTING THE AGREED PAYMENT**

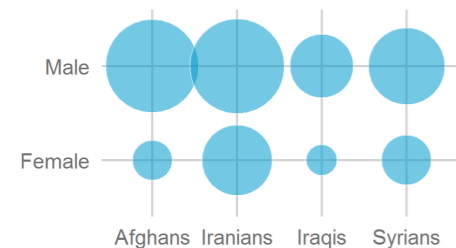
Twenty-four per cent of respondents from Iran, 23% of respondents from Afghanistan, 13% of respondents from Syria, and 9% of respondents from Iraq reported having worked or performed other activities during their journey without receiving the agreed payment.

Figure 3: Percentage of respondents who reported having worked during their journey without receiving the agreed payment, by nationality.



Male respondents were more likely than female respondents to report having worked without receiving the agreed payment. Twenty-eight per cent of male respondents belonging to Afghan nationality reported having worked without receiving the agreed payment versus 5% of female respondents of Afghan nationality. Twenty-nine per cent of male respondents from Iran reported having worked without receiving the agreed payment versus 16% of female respondents. Thirteen per cent of male respondents from Iraq reported having worked without receiving the agreed payment, while 3% of female respondents reported so. Eight per cent of female respondents of Syrian nationality reported having worked without receiving the agreed payment, while twice as much male respondents reported the same.

Figure 4: Percentage of male and female respondents who reported having worked during their journey without receiving the agreed payment, by nationality.



Over 95% of reported cases of work without the agreed payment happened in Turkey.

Out of those Afghan respondents who reported they worked without having received the agreed payment, 20% reported they did so in Konya, 16% - in Istanbul, 13% - in Bilecik and 10% - Eskişehir. The rest reported other provinces in Turkey.

Out of those Syrian respondents who reported they worked without having received the agreed payment, 21% reported they did so in Gaziantep, 20% - in Burdur, 10% - in İzmir and 8% - in Konya. The rest reported other provinces in Turkey.

Out all respondents from Iran who reported they worked without having received the agreed payment, 40% reported they did so in Eskişehir and 11% - in Çorum. 10% - in Van, 5% - Bilecik and another 5% - in Eskişehir. The rest reported other provinces in Turkey.

Out all respondents from Iraq who reported they worked without having received the agreed payment, 42% reported they did so in Çorum, 15% - in Eskişehir and 11% - in Bilecik. The rest reported other provinces in Turkey.

Construction and agriculture were the most frequently mentioned sectors.

Thirty-three per cent of Afghan respondents who reported they worked without receiving the agreed payment, reported they worked in construction sector, 15% - in agriculture, 6% - in service sector and 4% - in manufacturing. The rest reported other sectors.

Forty-five per cent of respondents from Syria who reported they worked without receiving the agreed payment, worked in construction, 15% in the service sector, 13% - in manufacturing and 10% - in agriculture. The rest reported other sectors.

Approximately half (48%) of respondents of Iraqi nationality who reported they worked without receiving the agreed payment, worked in construction and 12% in agriculture. The rest reported other sectors.

Twenty per cent of respondents from Iran who reported they worked without receiving the agreed payment, worked in the service sector, 15% - in construction and 11% - food/accommodation. The rest reported other sectors.

Figure 5: Employment sectors where respondents worked without receiving the agreed payment, by nationality.



**DIRECT EXPERIENCES: BEING FORCED TO WORK**

Five per cent of Iranian respondents, 2% of Syrian respondents, 1% of Afghan respondents, and 0.20% of Iraqi respondents reported they had been forced to work or perform activities against their will.

Over 80% of these events happened in Turkey, mostly in İzmir, Eskişehir and Çorum.

Construction and agriculture were the most frequently mentioned sectors in which instances of being forced to work occurred.

**DIRECT EXPERIENCES: BEEN FORCED OR COERCED INTO A MARRIAGE AGAINST THEIR WILL**

One per cent of Iranian nationals surveyed, one per cent of Iraqi nationals, one per cent of Syrian nationals, and 0.39% Afghan nationals reported having been forced or coerced into a marriage against their will.

Half of all reported instances happened in Turkey, while the rest reported they were forced or coerced into marriage against their will in Iraq, Iran, and Syria.


Children did not report having been forced or coerced into marriage against their will.

**DIRECT EXPERIENCES: BEING HELD AGAINST ONE'S WILL IN A MANNER RESTRICTING THEIR FREEDOM**

Seven per cent of Afghan nationals, 5% of Iranian nationals, 5% of Iraqi nationals, and 3% of Syrian nationals reported having been held in a location against their will during the journey, by armed individuals or groups other than any governmental authorities.

Among respondents of Iranian, Syrian and Iraqi nationality, male respondents were more likely than female respondents to report having been held in a location against their will during the journey. Among Afghan respondents, however, female respondents were more likely than male respondents to report having been held in a location against their will.

Figure 6: Percentage of respondents who reported having been held against their will, by sex and nationality.



Half of Afghan respondents reported they were held against their will in Iran, while the other half reported they were held in Turkey. The majority (91%) of Iranian respondents reported they were held in Turkey, while the rest reported they were held in Iran. Half of Iraqi respondents reported Syria, while the rest reported Turkey (25%) and Iraq (25%). Seventy per cent of Syrian respondents reported they were held against their will in Syria, while the rest indicated they were held in Turkey (22%) or Iraq.

## OTHER OBSERVED EXPERIENCES BY MIGRANTS ALONG THE ROUTE

### Offers of cash in exchange for blood, organs or body parts

Approximately one per cent (0.85%) of Afghan respondents, 0.62% of Iranian respondents, 0.42% of Syrian respondents, and 0.14% of Iraqi respondents reported to know of instances where people on the journey have been approached by someone offering cash in exchange for giving blood, organs or body parts.

### Forced to give blood, organs or body parts

One and a half per cent of Syrian respondents, 0.27% of Afghan respondents, 0.21% of Iranian respondents, and 0.21% of Iraqi respondents reported to know of instances during the journey where people have been forced to give either blood, organs or body parts against their will.

### Child vulnerability indicators

1. Eight per cent of Afghan respondents, 8% of Iranian respondents, 8% of Iraqi respondents, and 7% of Syrian respondents reported that during their journey they have been in contact with a child (below 18 years old) who has been working against his/her will with little or no pay.

Ninety-nine per cent of Iranian respondents and 90% of Afghan respondents reported they encountered children who have been working against his/her will with little or no pay in Turkey. Eighty-two per cent of Iraqi respondent reported Turkey as well, while the rest reported Syria or Iraq. Sixty-seven per cent of Syrian respondents reported they met children who have been working against his/her will with little or no pay in Turkey, while the rest reported they did so in Syria.

2. One per cent of Afghan respondents, one per cent of Iranian respondents, one per cent of Syrian respondents, and 0.14% of Iraqi respondents reported they encountered children who have been providing sexual services during the journey.

Approximately half of reported events happened in Turkey, while the rest happened in Syria.

3. Four per cent of Iraqi respondents, 4% of Syrian respondents, 1% of Iranian respondents, and 1% of Afghan respondents reported they have been in contact with a child who was kept at a certain location against his/her will in a manner restricting his/her freedoms.

Approximately 95% of Syrian respondents reported they encountered above mentioned events in Syria, while half of Iraqi respondents reported they did so in Turkey and the rest of Iraqi respondent reported these events happened in Syria and Iraq.

4. Eighteen per cent of Iraqi respondents, 13% of Iranian respondents, 4% of Afghan respondents, and 3% of Syrian respondents reported that during their journey they encountered a child who was begging (to obtain money for someone other than him/herself).

Half of Iraqi respondents reported they encountered a child who was begging in Turkey, while the rest reported they did so in Syria or Iraq. The majority (97%) of Iranian respondents reported they encountered the above mentioned events in Turkey. Sixty per cent of Afghan respondents reported Turkey, while the rest reported Afghanistan, Iran or Pakistan. The majority (93%) of Syrian nationals reported they encountered a child who was begging in Turkey.

The most frequently mentioned locations in Turkey where respondents reported to encounter a begging child was in Çorum and İzmir.

5. Three per cent of Syrian respondents, 2% of Iranian respondents, 2% of Iraqi respondents, and 0.27% of Afghan respondents reported that during their journey they encountered a child who was coerced or forced into a marriage against his/her will.

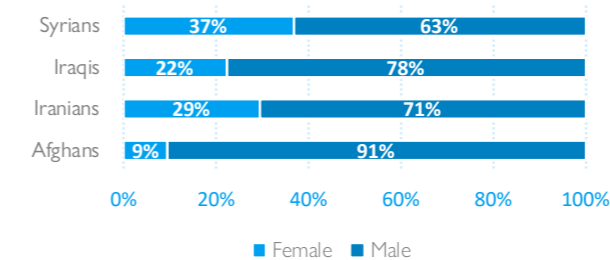
The majority of Syrian respondents reported they encountered a child who was coerced into a marriage in Syria, while the rest of Syrian respondents reported they did so in Turkey. The majority of Iranian respondents (95%) reported they encountered a child who was coerced or forced into a marriage in Turkey.

## 3. PROFILE OF MIGRANTS WHO ANSWERED “YES” TO AT LEAST ONE OF THE FOUR DIRECT-EXPERIENCE MIGRANT VULNERABILITY INDICATORS

### Demographics

The majority of respondents who answered positively to at least one of the four migrant vulnerability indicators were male. The largest share of female respondents among those who answered positively was among Syrian respondents.

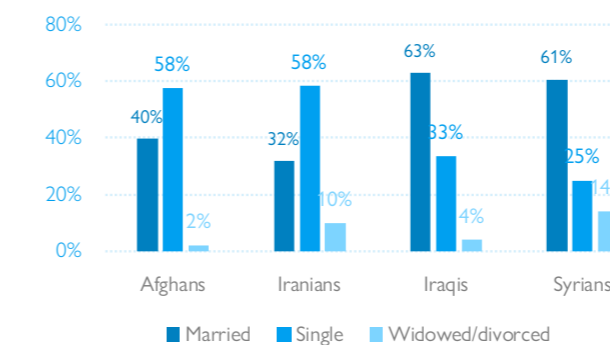
Figure 7: Percentage of respondents who answered «yes» to at least one of the four direct-experience migrant vulnerability indicators by sex and nationality.



### Marital Status

The majority of Afghan and Iranian respondents who answered positively to at least one of the four vulnerability indicators were single, while the majority of Iraqi and Syrian respondents were married.

Figure 8: Percentage of respondents who answered «yes» to at least one of the four migrant vulnerability indicators by marital status and nationality.

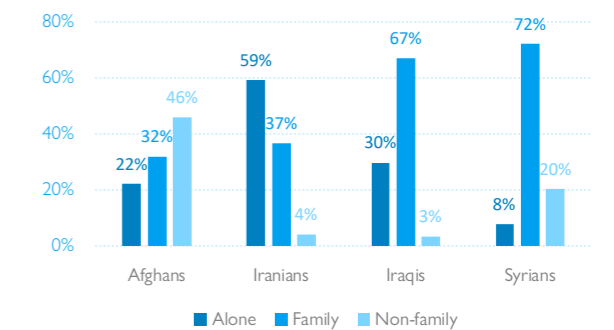


### Journey

Afghan respondents who answered positively to at least one of the four migrant vulnerability indicators were more likely than respondents of other nationalities to travel with non-family members, while Iranian respondents were more likely to travel alone.

Fifty-one per cent of Iranian respondents who answered positively to at least one of the four migrant vulnerability indicators were travelling alone, versus 22% of Afghan respondents, 30% of Iraqi respondents, and 8% of Syrian respondents. The majority of Iraqi (67%) and Syrian respondents (72%) who answered positively to at least one of the four vulnerability indicators were travelling with family member(s).

Figure 9: Percentage of respondents who answered «yes» to at least one of the four direct-experience vulnerability indicators travelling alone/with family member(s)/non-family members(s), by nationality.



### Secondary migration

Twenty-two per cent of Afghan respondents, 5% of Iraqi respondents, 3% of Iranian respondents, and 3% of Syrian respondents who answered positively to at least one of the four vulnerability indicators engaged in secondary migration, starting the journey to Turkey having spent one year or more in a country different from that of origin.

## METHODOLOGY

The findings included in this paper are results of the second round of DTM Flow Monitoring Surveys (FMS) implemented in 14 provinces in Turkey (Edirne, İzmit, Kocaeli, Konya, Bursa, Bilecik, Burdur, Çorum, Eskişehir, Samsun, Mersin, Gaziantep, Şanlıurfa, and Van).

This survey was conducted by IOM field staff in various locations in provinces of a part of the overall Migrants' Presence Monitoring Programme, which includes different DTM data collection tools to provide regular updates on the migration flows to and from Turkey.

The selected locations were based on areas with a high observed migrant presence such as bus stations, neighbourhoods where migrant populations reside, social centers, PDMM\* and NGO offices.

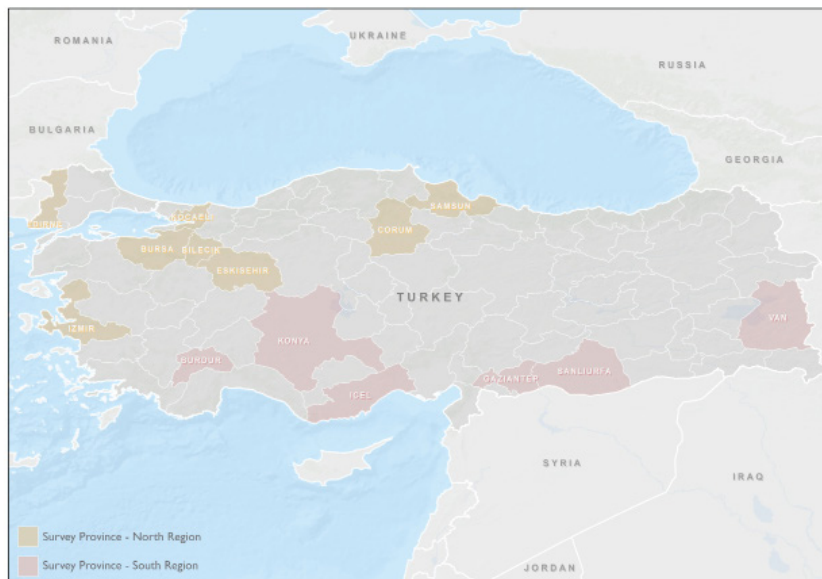
At all locations, data collectors approached respondents in an ad hoc manner to explain the purpose of the survey and to obtain the explicit consent to be interviewed. Aside from that, potential respondents were found by using the snowball method by reaching a potential migrant through the established local network of partners, stakeholders and based on recommendation of the surveyed migrants. Upon receiving consent, IOM data collectors proceeded with the remainder of the questions for those who gave their consent to be interviewed. Taking into consideration the potentially crowded nature of some of the survey points (public spaces), migrants were interviewed in a separate/ private area to ensure privacy.

The survey sample for the third round of data collection activities is calculated from the total number of individuals each nationality per province in the two regions (North and South). To ensure regional representatives were further distributed proportional to population size by province, sample was calculated with 95% confidence level and 5% margin of error of the collected data. This has been drawn from the baseline data collected by MPM (DTM Turkey) at mahalle (lowest administrative level in Turkey) level according to which it has been decided to focus on the four main nationalities present in selected provinces, Syrian, Afghan, Iraqi and Iranian nationals.

Migrant vulnerabilities module consisting of seven main questions on direct and indirect experiences is a part of the Flow Monitoring Surveys.

The module dedicated to questions about migrant vulnerabilities allows to capture with detail the locations where circumstances occurred. The survey structure has the advantage of facilitating the collection of data that relates to the direct experiences of the primary respondent. The respondent is also asked follow-up questions about whether a reported experience applies to any of his or her family members travelling with him or her on the journey, in order to capture the experiences of other migrants and refugees on the route. Moreover, questions 5 - 7 collect information regarding the indirect experiences of the respondents.

Map 2: Provinces by two main regions (North and South) where Flow Monitoring Surveys were conducted.



\* Provincial Directorates of Migration Management