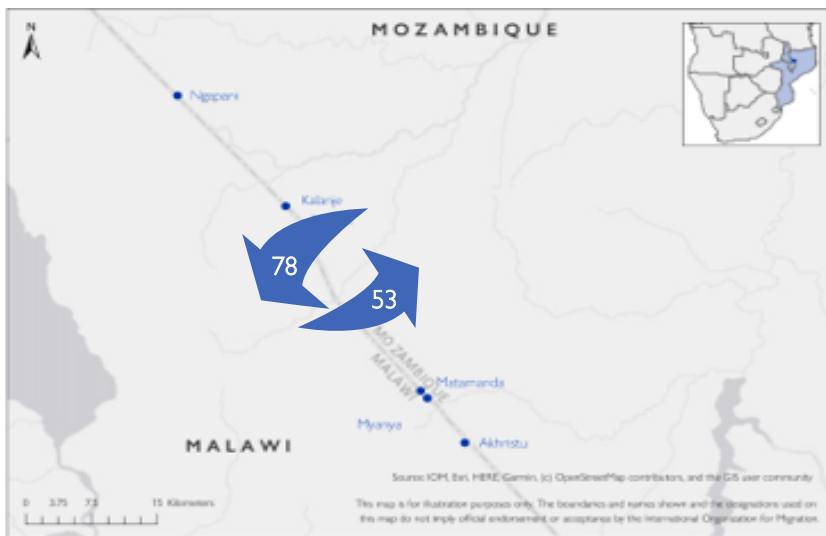


FLOW MONITORING REGISTRY REPORT

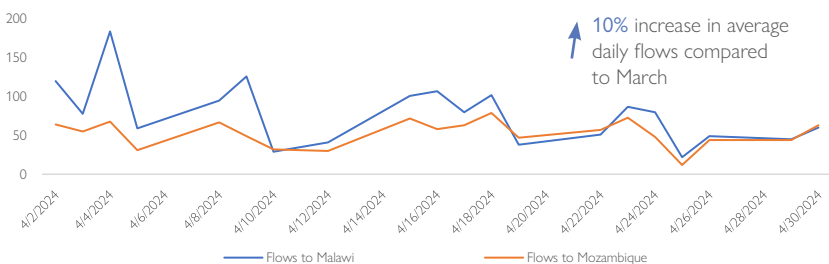
MALAWI (MANGOCHI) -- MOZAMBIQUE | APRIL 2024

OVERVIEW

Over the reporting period, a total of 2,610 across-border movements were observed at the Flow Monitoring Points (FMPs). The average daily number flows was 130. This represented a 10 per cent increase compared to March during which 118 individual movements were observed on a daily basis. The increase of flows observed can be attributed to the commencement of crop harvesting season where farmer and agribusiness vendors are crossing the boundary irregularly looking for better market to sell and buy farm produce. Mozambique (58%) and Malawi (40%) were the main countries of departure, while Malawi (59%) and Mozambique (41%) were the main countries of intended destination of individuals passing through the different FMPs. Out of 2,610 individuals observed, 62 per cent were males and 38 per cent were females. There were 50 women who were visibly pregnant most of them crossing to Malawi seeking antenatal health services. Boys and girls (males and females below 18) made up 17 per cent of the total individuals observed in which 49 were unaccompanied children. A total of 12 movements were observed crossing the FMPs forcedly due to conflicts.



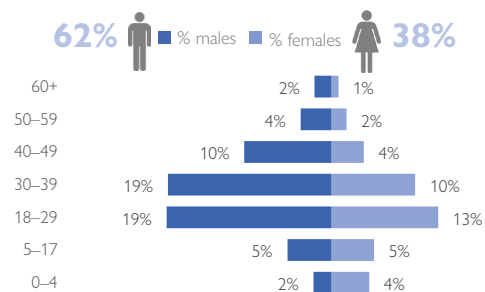
DAILY OBSERVATIONS FROM 1 -- 30 APRIL 2024



KEY FINDINGS



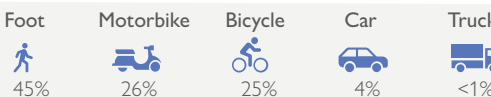
DEMOGRAPHIC PROFILE



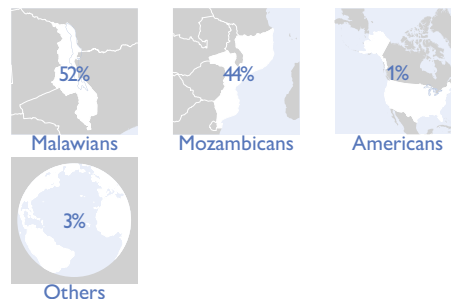
VULNERABLE GROUPS



MODES OF TRANSPORTATION



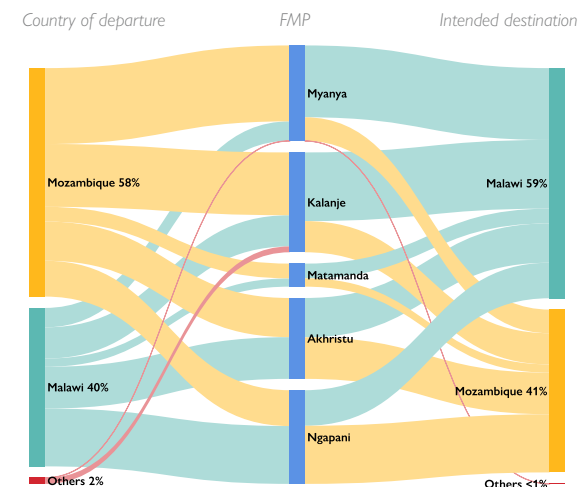
DECLARED NATIONALITIES



FLOW DIRECTION



AREAS OF ORIGIN AND INTENDED DESTINATIONS



Others include Burundi, Ethiopia, Somalia, South Africa, United Republic of Tanzania and Zimbabwe for countries of departure, and United Republic of Tanzania for countries of destination.

REASONS FOR MOVEMENT

Reasons for Movement	Total	Flows to Malawi	Flows to Mozambique
Short-term local movement (<6 months)	64%	67%	33%
Family reunification (>6 months)	30%	51%	49%
Seasonal migration	5%	28%	72%
Long-term economic migration (>6 months)	5%	39%	61%
Tourism	<1%	69%	31%
Forced movement due to conflict	<1%	100%	<1%

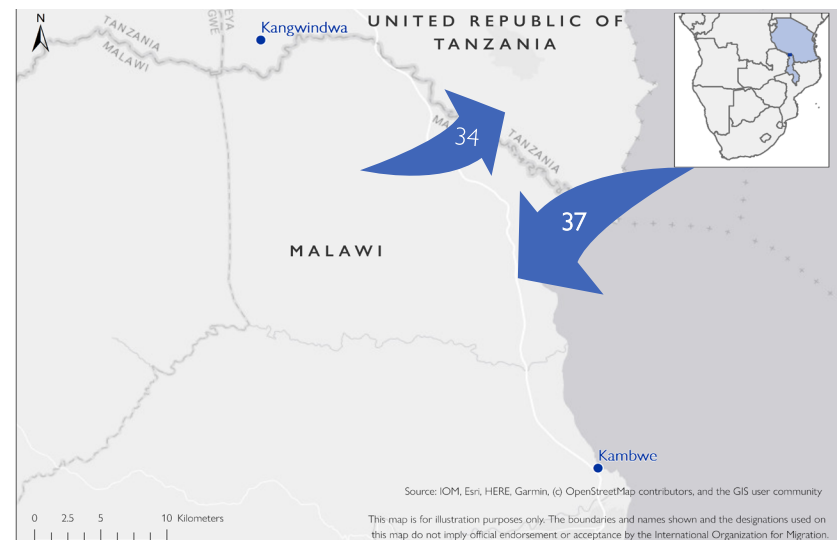
Please note that multiple answers were possible for this question & Other Reasons for Movement

FLOW MONITORING REGISTRY REPORT

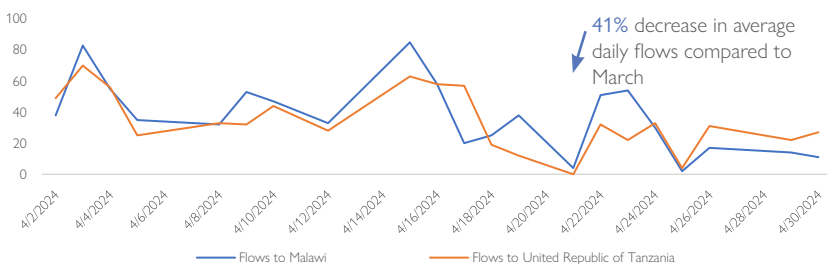
MALAWI (KARONGA) -- UNITED REPUBLIC OF TANZANIA | APRIL 2024

OVERVIEW

Over the reporting period, a total of 1,502 cross-border movements were observed at the Flow Monitoring Points (FMPs). The average daily number flows was 72. This represented a 41 per cent decrease compared to March during which 123 individual movements were observed on a daily basis. The decrease in the observed flows can be attributed to increase in torrential rain which caused rivers to flood. Lake Malawi experienced flooding (increase in water levels) and strong winds which restricted movement and fishing activities across the lake. Malawi (71%) and United Republic of Tanzania (26%) were the main countries of departure, while Malawi (66%) and United Republic of Tanzania (33%) were the main countries of intended destination of individuals passing through the different FMPs. Out of 1,502 individuals observed, 61 per cent were males and 39 per cent were females. There were five women who were visibly pregnant. Boys and girls (males and females below 18) made up 14 per cent of the individuals observed where 21 of them were an unaccompanied children. A total of 14 individuals from East and Horn of Africa have been captures forcedly due to conflict.



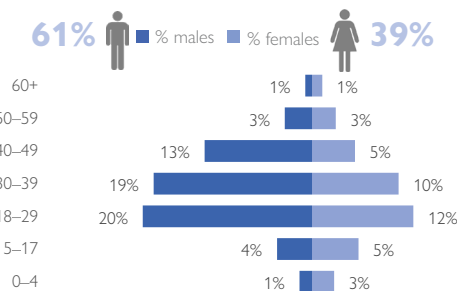
DAILY OBSERVATIONS FROM 1 -- 30 APRIL 2024



KEY FINDINGS



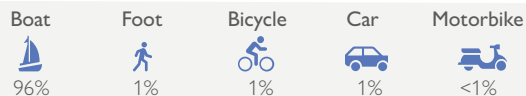
DEMOGRAPHIC PROFILE



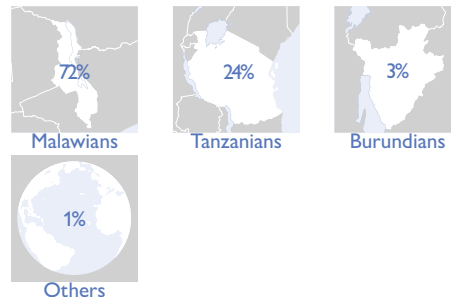
VULNERABLE GROUPS



MODES OF TRANSPORTATION



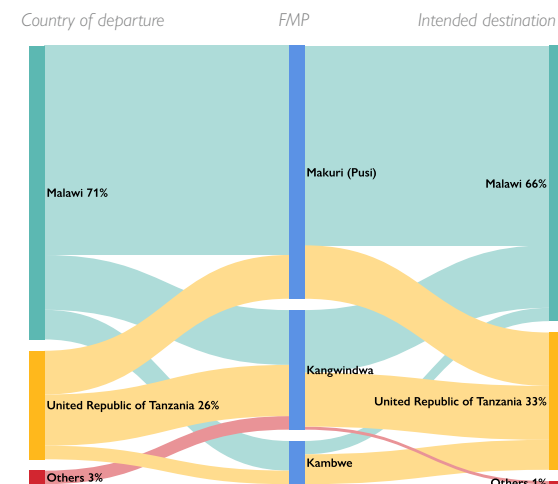
DECLARED NATIONALITIES



FLOW DIRECTION



AREAS OF ORIGIN AND INTENDED DESTINATIONS



Others include Burundi, Democratic Republic of the Congo and Rwanda for countries of departure, and Burundi, Mozambique and South Africa for countries of destination.

REASONS FOR MOVEMENT

Reasons for Movement	Total	Flows to Malawi	Flows to United Republic of Tanzania
Short-term local movement (<6 months)	92%	50%	50%
Family reunification (>6 months)	7%	86%	14%
Long-term economic migration (>6 months)	4%	72%	28%
Forced movement due to conflict	1%	100%	<1%

Please note that multiple answers were possible for this question & Other Reasons for Movement

METHODOLOGY

Flow Monitoring is a data collection activity which seeks to gather key information on mobility and migrant profiles. It begins by identifying zones in which large mobility flows occur and highlighting the characteristics and journeys of travellers in these zones. DTM teams, with the support of local authorities and partners, identify strategic points of transit, where Flow Monitoring Points (FMPs) are set up. At each FMP, DTM conducts two main activities: Flow Monitoring Registry (FMR) and Flow Monitoring Surveys (FMS). This report focuses on FMR data only. The FMR collects data at FMPs through direct observation and interviews with key informants, including staff working at transit stations, border patrol officers, local authorities, bus or taxi drivers and travellers themselves. The FMR gathers data on the number of travellers crossing FMPs, as well as the provenance, next destination, vulnerabilities and means of transport of travellers. At each FMP, data is collected by a team of enumerators. Data collection is carried out daily, between 8:00 am and 5:00 pm. Enumerators collect data via a mobile data collection form to ensure data integrity and quality. This report is an overview of the data collected from 1 to 30 April 2024. Flow Monitoring Point: Flow Monitoring Points (FMPs) are points set up by IOM's Displacement Tracking Matrix in high mobility areas in each country covered (near borders or main travel routes).

LIMITATION

Data collected in the framework of Flow Monitoring activities are the result of direct observations and interviews conducted at FMPs between 8:00 am and 5:00 pm. The data are not representative of all migration flows in the border area, and, because they only reflect the situation of observed or surveyed individuals, cannot be generalized. Temporal coverage of the data collection exercises is also limited to a specific time window. While data is collected daily, Flow Monitoring activities do not capture all flows transiting through FMPs. Data on vulnerability is based on direct observation and self-reporting. Therefore, the findings should be understood as mainly indicative. Data collected for these exercises should be understood as estimations only. IOM does not make any warranties or representations as to the appropriateness, quality, reliability, timeliness, accuracy or completeness of the data included in this report. On occasions demographic percentages do not sum to 100 per cent due to rounding in calculations, as it also occurs when breaking down the relative flows of different nationalities through a border crossing.

DISCLAIMER

The opinions expressed in the report are those of the authors and do not necessarily reflect the views of the International Organization for Migration (IOM). The designations employed and the presentation of material throughout the report do not imply the expression of any opinion whatsoever on the part of IOM concerning the legal status of any country, territory, city or area, or of its authorities, or concerning its frontiers or boundaries. IOM is committed to the principle that humane and orderly migration benefits migrants and society. As an intergovernmental organization, IOM acts with its partners in the international community to: assist in the meeting of operational challenges of migration; advance understanding of migration issues; encourage social and economic development through migration; and uphold the human dignity and well-being of migrants. The maps displayed in this report are for illustration purposes only. The depiction and use of boundaries, geographic names and related data shown on maps and included in this report are not warranted to be error free nor do they imply judgment on the legal status of any territory, or any endorsement or acceptance of such boundaries by IOM.

FOR MORE INFORMATION:



ROPretoriaRMDHub@iom.int



<https://dtm.iom.int> – iommalawi@iom.int

OUR PARTNER:



DTM-FM ACTIVITIES ARE FUNDED BY:



United Nations
Peacebuilding