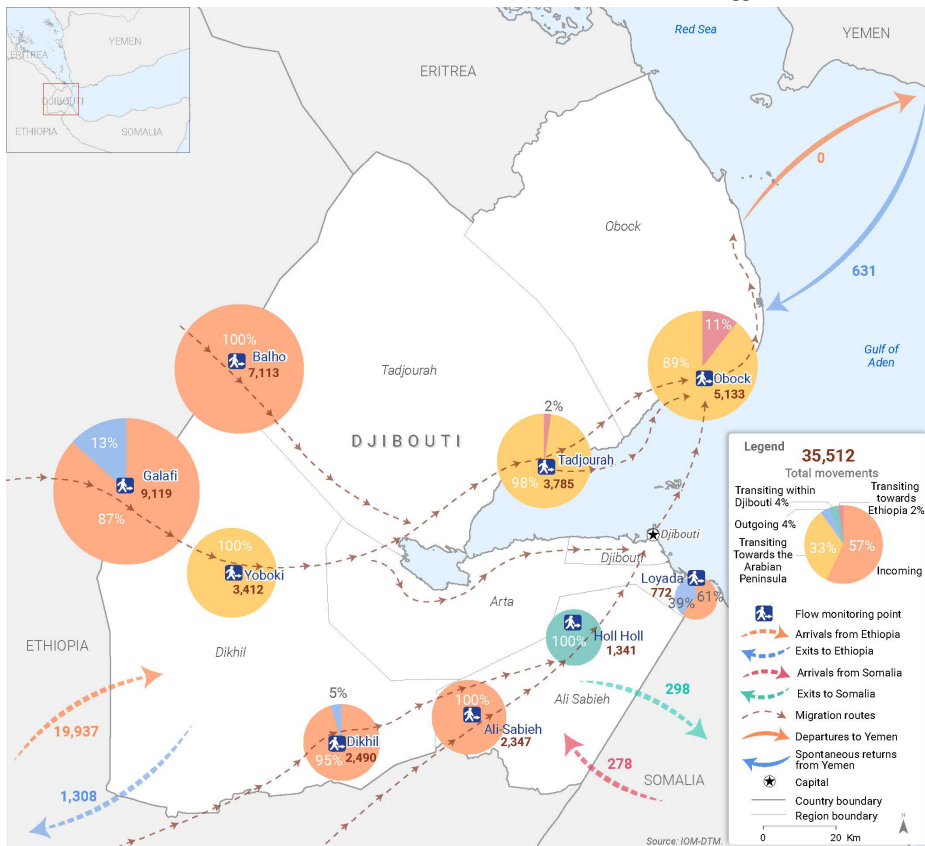


HIGHLIGHTS

In April 2024, 35,512 migratory movements were observed at Djibouti's Flow Monitoring Points (FMPs), including 19,937 incoming individuals from Ethiopia. Inbound individuals from Ethiopia increased by 8 per cent in April compared to March, mainly due to the conflicts and political violence in the Amhara and Tigray region, leading many Ethiopians to take the migration routes to Djibouti.

A total of 631 return migrants from Yemen were recorded in April in Obock and Tadjourah, down 46 per cent from 1,177 in March. This is linked to the reduction in the activities of smugglers.










Disclaimer: This map is for illustration purposes only. Names and boundaries on this map do not imply official endorsement or acceptance by IOM.

¹As of March 2022, the movements of Djiboutian nationals (transiting, leaving or returning to the country) are included in the data except for internal movements.

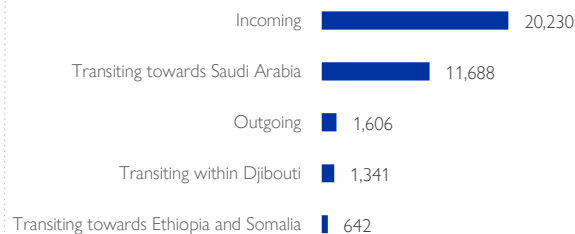
²Information on the definition of terms and methodology for counting stranded migrants in Djibouti is available on the last page of this dashboard.

³A total of 4 movements tracked had Somalia as origin and destination. Added to the types of movements illustrated here we obtain the total of all movements.

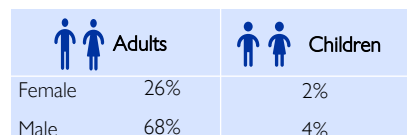
The following citation is required when using any data and information included in this information product: "International Organization for Migration (IOM, April 2024. DTM Flow Monitoring Report. IOM, Djibouti." For more information on terms and conditions of DTM information products, please refer to: <https://dtm.iom.int/terms-and-conditions>.

	9	Flow monitoring points (FMPs)
	35,512	Cumulative migrant movements observed for all FMPs ¹ ; an average of 1,184 per day
	+8%	Incoming individuals from Ethiopia compared with March 2024
	19,937	Incoming individuals from Ethiopia ²
	631	Returnees from Yemen
	807	Stranded migrants in Djibouti as of 25 April 2024 ²
	87	Migrants deceased and missing in Djibouti on 8 and 23 April 2024

OBSERVED MIGRANT MOVEMENTS BY TYPE OF FLOW³



SEX AND AGE GROUP



VULNERABILITIES

-  **400** Unaccompanied children (297 boys and 103 girls)
-  **77** Children under five
-  **85** Pregnant or lactating women

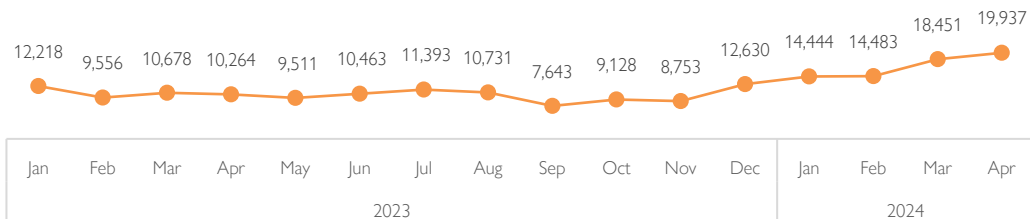
DEPARTURE AND INTENDED DESTINATION OF FLOWS

Departure countries	
Country	% flows
Ethiopia	93%
Djibouti	4%
Yemen	2%
Somalia	1%

Intended destinations	
Country	% flows
Saudi Arabia	70%
Djibouti	14%
Yemen	10%
Ethiopia	5%
Somalia	1%

INCOMING MIGRATORY FLOWS FROM ETHIOPIA

INCOMING MOVEMENTS FROM ETHIOPIA SINCE 2023

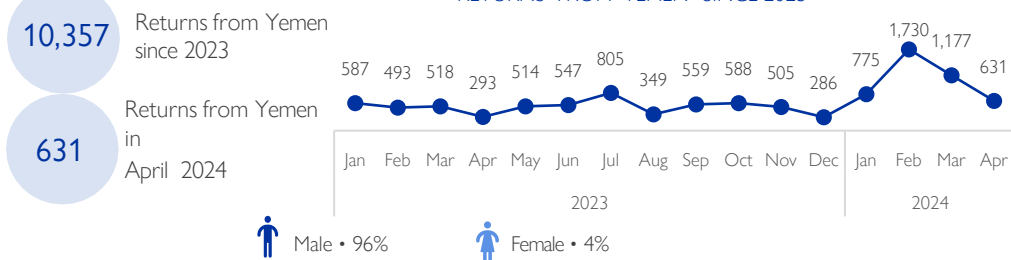


In April, individuals entering Djibouti from Ethiopia were mainly observed in the FMPs of Galafi (40%), Balho (35%) and Dikhil (12%), Ali-Sabieh accounted for 12 per cent and the FMP of Lowyaccado/Loyada, on the border with Somalia, accounted for 1 per cent.

Since 2023, a total of 190,283 inbound individuals from Ethiopia have been observed. The number of incoming movements has increased by 58% compared with the same period the previous year.

RETURNS FROM YEMEN

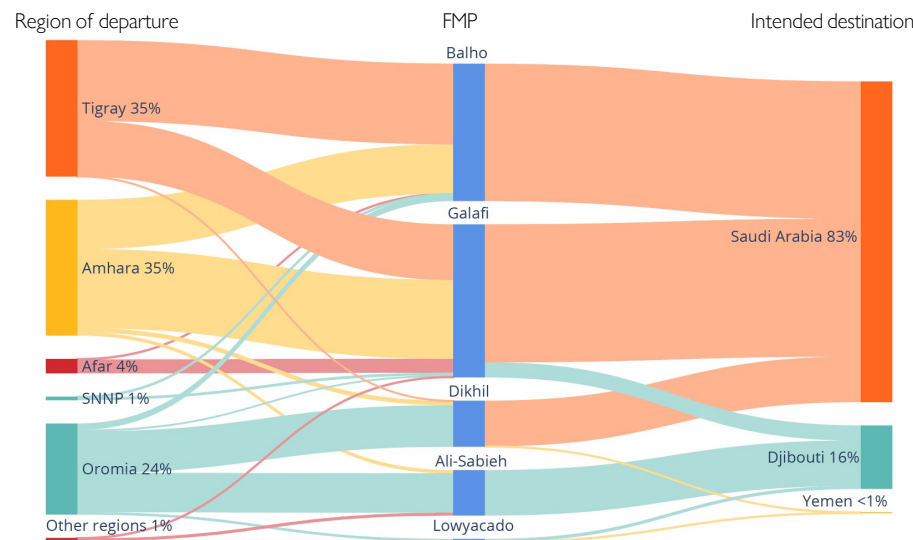
RETURNS FROM YEMEN SINCE 2023



In April 2024, 631 (whom 96% were male and 4% female) returns from Yemen were recorded in Obock and Tadjourah, representing a 46 per cent drop in the number of returns recorded compared with March (1,177).

In addition, migrants are continuing to leave Yemen for Djibouti, while for the third consecutive month there have been no arrivals of migrants from Djibouti to Yemen, according to the DTM in Yemen.

INCOMING AND ARRIVALS FROM ETHIOPIA IN APRIL 2024 BY REGION OF DEPARTURE AND INTENDED DESTINATION




The main regions of departure for migrants from Ethiopia were Amhara (35%), Tigray (35%) and Oromia (24%). Most migrants intended to reach the Arabian Peninsula, mainly Saudi Arabia (83%), Yemen (<1%) and 16 per cent had Djibouti as their destination country.

STRANDED MIGRANTS IN DJIBOUTI



MEANS OF TRANSPORT



DEMOGRAPHIC AND SOCIOECONOMIC PROFILE

In April, most of the migrants identified in the FMPs were adults (68% men and 26% women), while 6 per cent were children (4% boys and 2% girls).

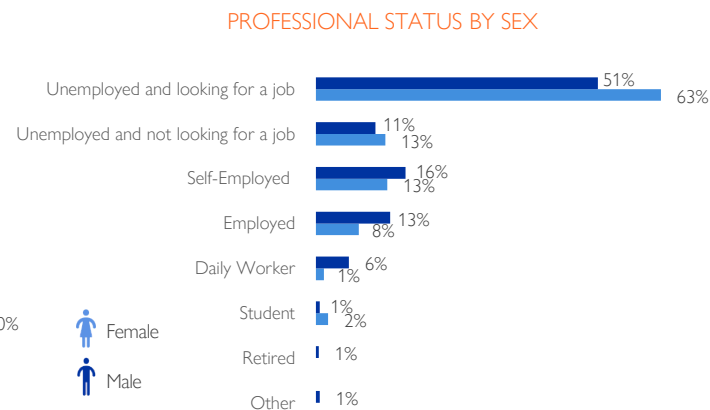
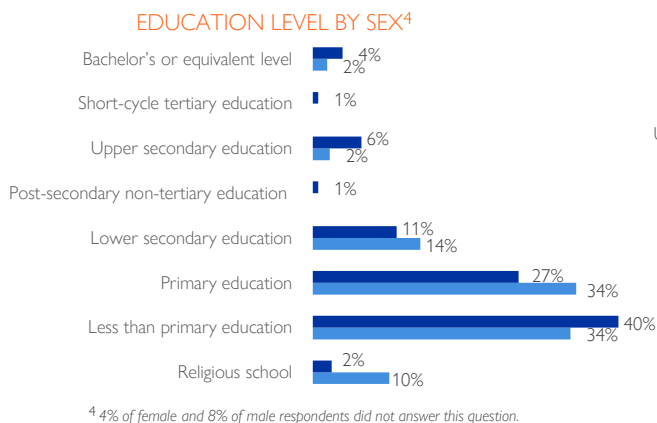
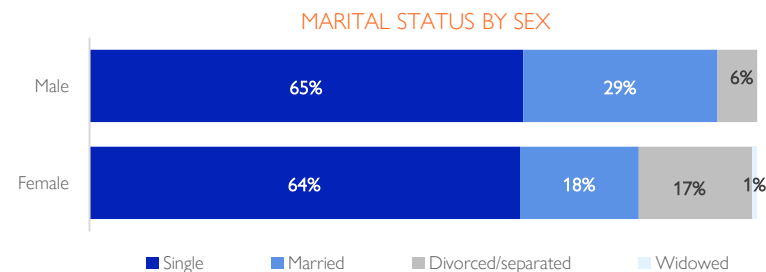
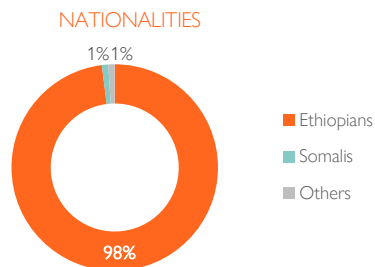
Almost all of them were Ethiopian nationals. Of the 866 respondents to the Flow Monitoring Surveys (FMS),

More than half of the migrants were single (63%), while 25 per cent were married (29% of men and 18% of women) and 9 per cent were divorced or separated.

More than a quarter of the migrants surveyed (28%) had received primary education (34% of female and 27% of male).

A further 10 per cent of female migrants had attended a religious school.

In addition, more than half of the female migrants surveyed (63%) were looking for work.



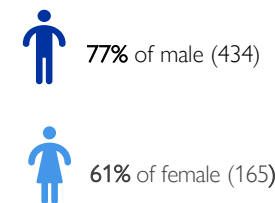
TRAVEL CHARACTERISTICS

Of the 866 people surveyed via the FMS, 69 per cent said they had encountered difficulties during their journey. Male migrants were more likely to encounter or report difficulties (77%) than female migrants (61%).

The most recurrent challenges mentioned were lack of food and water (73%), lack of shelter (53%), financial difficulties (30%) and lack of information (17%).



MIGRANT DECLARING CHALLENGES ON THE WAY



DTM IN DJIBOUTI

DTM in Djibouti

IOM works in collaboration with the Government of Djibouti to better understand the migratory dynamics in Djibouti as well as the profile of migrants passing through the country. IOM implements Flow Monitoring, a DTM component which consists in collecting data in the localities through which migrants transit (Flow Monitoring Points). The data presented in this monthly report provides an overview of the movements and profiles of the migrant population in Djibouti.

Flow Monitoring

Flow Monitoring is a component of the IOM's Displacement Tracking Matrix (DTM). The objective of this component is to regularly provide updated information on population flows and on the profile of populations on the move (migrants, internally displaced persons, returnees, etc.). The information and analyses obtained through the Flow Monitoring methodology provide a better understanding of the difficulties encountered by migrants throughout their migratory route or forced displacement in order to better define priorities in terms of assistance.

Migrants stranded in Djibouti

Information on migrants stranded in Djibouti as well as on informal sites is collected through enumerators deployed at key transit points. Data is collected on a daily basis, during time slots when the flows are most acute. Data in this dashboard does not include flows observed in Djibouti City.

Limitations

The spatial and temporal coverage of the surveys carried out is partial and does not allow all migratory flows in the country to be captured. The data presented in this report mainly shows migration trends. Furthermore, it is possible that migrants crossing several FMPs may be counted for more than once. Thus, the total number of migrants observed at the FMPs does not necessarily reflect the true migratory flows in each region. It is also worth highlighting that the number of enumerators responsible for data collection can change from one month to the other, which can partly explain some changes in the flows observed. In addition, the data on the vulnerabilities are based on direct observations by the enumerators and should only be taken as an indication. All data included in this report are based on partial observations and are not representative of the entire migrant population. IOM assures that the data included in this report is reliable, but stresses that it does not provide a complete picture of migration movements in Djibouti.

Definition of movement types

- **Incoming :**

Migrants from Ethiopia or Somalia who enter Djibouti through the monitoring points of Galafi, Dikhil, Balho, Ali-Sabieh and Loyada/Lowyacado (on the Somalia-Djibouti border) are counted as individuals incoming. They are the number of individuals entering Djibouti regardless of their destination.

- **Transiting to the Arabian Peninsula :**

Movements tracked in the internal FMPs of Yoboki, Holl-Holl, Tadjourah and Obock whose final destination is a country on the Arabian Peninsula, namely Bahrain, Kuwait, Oman, Qatar, Saudi Arabia, United Arab Emirates, Yemen, Iraq and Jordan.

- **Transiting to Ethiopia and Somalia :**

Movements tracked in the internal FMPs of Yoboki, Holl Holl, Tadjourah and Obock whose final destination is either Ethiopia or Somalia.

- **Transiting within Djibouti :**

Movements tracked in the internal FMPs of Yoboki, Holl Holl, Tadjourah and Obock whose final destination is Djibouti, but which have not yet reached their final destination in the country.

- **Outgoing :**

Movements tracked in Galafi, Dikhil, Balho, Ali-Sabieh and Loyada/Lowyacado (on the border between Somalia and Djibouti) whose country of departure was neither Ethiopia nor Somalia and whose country of destination was not Djibouti. Mainly, these capture flows of Ethiopian migrants returning to Ethiopia.