

22
Households (HH)

138
Individuals

Round 9
30 April 2016

DEMOGRAPHICS						Total
Age/Sex	<1 year	1-5 years	6-17 years	18-59 years	>60 years	
Male	4	22	13	19	0	58
Female	5	30	21	23	1	80
Total	9	52	34	42	1	138

Site ID	BO_S001
Site Type	Collective Settlement/Centre
Site Classification	Spontaneous
Site Open Date	10/19/2014
Admin 1	BORNO
Admin 2	JERE
Admin 3	BALE GALTIMARI
Latitude	11.799540
Longitude	13.176910

VULNERABLE GROUPS		
Pregnant Women	6	4.3%
Breastfeeding Mothers	13	9.4%
Persons with Physical Disabilities	0	0.0%
Persons with Mental Disabilities	0	0.0%
Single Female Headed Households	0	0.0%
Single Male Headed Households	0	0.0%
Older Persons	1	0.7%
Total	20	14.5%

MOBILITY			
Place of Origin of Largest IDP Group	BORNO	BAMA	KASUGULA
Place of Origin of 2nd Largest IDP Group	BORNO	BAMA	KASUGULA
Area of intended return for Largest IDP Group	Place of origin		
Barriers to return home for Largest IDP Group	Lack of safety		

SITE MANAGEMENT AGENCY (SMA)			
Type of SMA	NULL	Agency Name	NULL
SMA Contact Name	NULL	Phone Number	NULL

SERVICES			
SHELTER			
% families living outside (no shelter)	None	Most needed NFIs	Soap
% families living in tents	None	% HHs with mosquito nets	>75%
% families living in makeshift shelter	None	% HHs with access to safe cooking facilities	>75%
% families living indoors (solid walls)	>75%	% HHs with access to electricity	None

HEALTH			
Location of health facilities/services	Off-site (<3 km)	Access to health facility/services	Yes
Health facilities/services provider	Government	Most prevalent health problems	Malaria

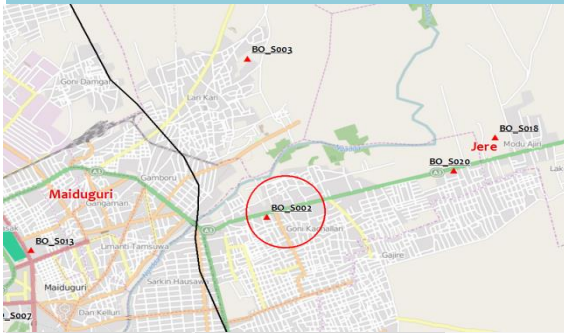
WASH			
Location of site's main water source	Off-site (>10 mn)	Total number functioning toilets	6
Liters of water per person per day	>15 ltr	Separate male/female toilets	Yes
Main problems with drinking water	None	Separate male/female bathing areas	Yes

FOOD			
Access to food	Yes, off site	Frequency of food distribution	Irregular
Access to market	No	Supplementary feeding for pregnant/lactant mothers?	No
Most common source for obtaining food	ost community donation	Supplementary feeding for children?	No

PROTECTION			
Security provided on-site	Yes	GBV referral mechanism in place	No
Main security provider	Military	Number of women friendly spaces	0
Most common type of security incident	None	Number of child friendly spaces	4
Most common type of GBV incident	None	Most reported problem in receiving support	Non-affected groups are given humanitarian assistance

EDUCATION		LIVELIHOOD	
Location of nearest education facility	On-site	Number of families with source of income	8
% children going to school	<50%	Access to income generating activities	Yes

COMMUNICATION			
Main source for obtaining information	Local Leader	Main topic of information requested	Safety and Security



293

Households (HH)

2050

Individuals

Round 9

30 April 2016

Site ID	BO_S002
Site Type	Collective Settlement/Centre
Site Classification	Spontaneous
Site Open Date	08/13/2014
Admin 1	BORNO
Admin 2	JERE
Admin 3	MASHAMARI
Latitude	11.850630
Longitude	13.182550

DEMOGRAPHICS						
Age/Sex	<1 year	1-5 years	6-17 years	18-59 years	>60 years	Total
Male	161	184	268	130	94	837
Female	134	149	137	332	461	1,213
Total	295	333	405	462	555	2,050

VULNERABLE GROUPS		
Pregnant Women	85	4.1%
Breastfeeding Mothers	310	15.1%
Persons with Physical Disabilities	1	0.0%
Persons with Mental Disabilities	7	0.3%
Single Female Headed Households	39	1.9%
Single Male Headed Households	24	1.2%
Older Persons	555	27.1%
Total	1021	49.8%

MOBILITY			
Place of Origin of Largest IDP Group	BORNO	JERE	MASHAMARI
Place of Origin of 2nd Largest IDP Group	BORNO	JERE	MASHAMARI
Area of intended return for Largest IDP Group	Place of origin		
Barriers to return home for Largest IDP Group	Lack of safety		

SITE MANAGEMENT AGENCY (SMA)			
Type of SMA	Government	Agency Name	NEMA/SEMA
SMA Contact Name	NEMA/SEMA	Phone Number	8065629239

SERVICES			
SHELTER			
% families living outside (no shelter)	None	Most needed NFIs	Soap
% families living in tents	<25%	% HHs with mosquito nets	>75%
% families living in makeshift shelter	<25%	% HHs with access to safe cooking facilities	>75%
% families living indoors (solid walls)	<75%	% HHs with access to electricity	<50%

HEALTH			
Location of health facilities/services	On-site (<3 km)	Access to health facility/services	Yes
Health facilities/services provider	Government	Most prevalent health problems	None

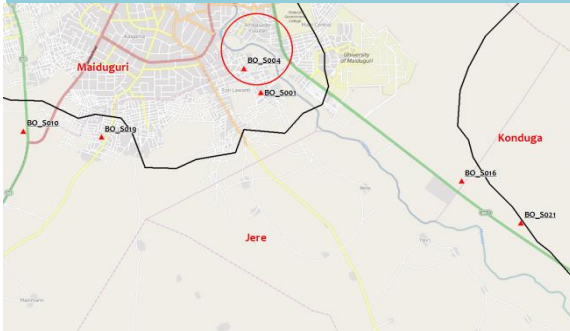
WASH			
Location of site's main water source	On-site (<10 mn)	Total number functioning toilets	22
Liters of water per person per day	>15 ltr	Separate male/female toilets	Yes
Main problems with drinking water	None	Separate male/female bathing areas	Yes

FOOD			
Access to food	Yes, on site	Frequency of food distribution	Everyday
Access to market	Yes	Supplementary feeding for pregnant/lactant mothers?	Yes
Most common source for obtaining food	Distribution	Supplementary feeding for children?	Yes

PROTECTION			
Security provided on-site	Yes	GBV referral mechanism in place	No
Main security provider	Military	Number of women friendly spaces	11
Most common type of security incident	None	Number of child friendly spaces	3
Most common type of GBV incident	Unknown	Most reported problem in receiving support	Fighting between recipients at distribution points

EDUCATION		LIVELIHOOD	
Location of nearest education facility	On-site	Number of families with source of income	140
% children going to school	<25%	Access to income generating activities	Yes

COMMUNICATION			
Main source for obtaining information	Local Leader	Main topic of information requested	Distribution



74

Households (HH)

518

Individuals

Round 9

30 April 2016

Site ID	BO_S004
Site Type	Collective Settlement/Centre
Site Classification	Spontaneous
Site Open Date	9-Jan-14
Admin 1	BORNO
Admin 2	JERE
Admin 3	BALE GALTIMARI
Latitude	11.805623
Longitude	13.173455

DEMOGRAPHICS						
Age/Sex	<1 year	1-5 years	6-17 years	18-59 years	>60 years	Total
Male	19	63	75	97	2	256
Female	23	45	69	124	1	262
Total	42	108	144	221	3	518

VULNERABLE GROUPS		
Pregnant Women	15	2.9%
Breastfeeding Mothers	50	9.7%
Persons with Physical Disabilities	4	0.8%
Persons with Mental Disabilities	2	0.4%
Single Female Headed Households	14	2.7%
Single Male Headed Households	39	7.5%
Older Persons	3	0.6%
Total	127	24.5%

MOBILITY			
Place of Origin of Largest IDP Group	BORNO	BAMA	KASUGULA
Place of Origin of 2nd Largest IDP Group	BORNO	KONDUGA	NYALERI/SANDIA/YEJIWA
Area of intended return for Largest IDP Group	Place of origin		
Barriers to return home for Largest IDP Group	Lack of safety		

SITE MANAGEMENT AGENCY (SMA)			
Type of SMA	NULL	Agency Name	NULL
SMA Contact Name	NIGERIAN ARMY	Phone Number	NULL

SERVICES			
SHELTER			
% families living outside (no shelter)	None	Most needed NFIs	Blankets/Mats
% families living in tents	None	% HHs with mosquito nets	>75%
% families living in makeshift shelter	<25%	% HHs with access to safe cooking facilities	None
% families living indoors (solid walls)	<75%	% HHs with access to electricity	>75%

HEALTH			
Location of health facilities/services	On-site (<3 km)	Access to health facility/services	Yes
Health facilities/services provider	NGO	Most prevalent health problems	Cough

WASH			
Location of site's main water source	On-site (<10 mn)	Total number functioning toilets	9
Liters of water per person per day	>15 ltr	Separate male/female toilets	Yes
Main problems with drinking water	None	Separate male/female bathing areas	Yes

FOOD			
Access to food	Yes, on site	Frequency of food distribution	Irregular
Access to market	No	Supplementary feeding for pregnant/lactant mothers?	No
Most common source for obtaining food	ost community donation	Supplementary feeding for children?	No

PROTECTION			
Security provided on-site	Yes	GBV referral mechanism in place	No
Main security provider	None	Number of women friendly spaces	0
Most common type of security incident	None	Number of child friendly spaces	2
Most common type of GBV incident	None	Most reported problem in receiving support	None

EDUCATION		LIVELIHOOD	
Location of nearest education facility	On-site	Number of families with source of income	3
% children going to school	<25%	Access to income generating activities	No

COMMUNICATION			
Main source for obtaining information	Local Leader	Main topic of information requested	Situation in areas of origin



Site ID	BO_S005
Site Type	Collective Settlement/Centre
Site Classification	Spontaneous
Site Open Date	09/26/2014
Admin 1	BORNO
Admin 2	MAIDUGURI M. C.
Admin 3	MAISANDARI
Latitude	11.826480
Longitude	13.124170

978
Households (HH)

6172
Individuals

Round 9
30 April 2016

DEMOGRAPHICS

Age/Sex	<1 year	1-5 years	6-17 years	18-59 years	>60 years	Total
Male	56	403	1,614	979	388	3,440
Female	54	273	1,330	961	114	2,732
Total	110	676	2,944	1,940	502	6,172

VULNERABLE GROUPS

Pregnant Women	24	0.4%
Breastfeeding Mothers	191	3.1%
Persons with Physical Disabilities	10	0.2%
Persons with Mental Disabilities	3	0.0%
Single Female Headed Households	9	0.1%
Single Male Headed Households	2	0.0%
Older Persons	502	8.1%
Total	741	12.0%

MOBILITY

Place of Origin of Largest IDP Group	BORNO	MARTE	NULL
Place of Origin of 2nd Largest IDP Group	BORNO	GWOZA	GAVVA / AGAPALWA
Area of intended return for Largest IDP Group	Place of origin		
Barriers to return home for Largest IDP Group	Lack of safety		

SITE MANAGEMENT AGENCY (SMA)

Type of SMA	Government	Agency Name	NEMA
SMA Contact Name	NEMA	Phone Number	8023041745

SERVICES

SHELTER

% families living outside (no shelter)	None	Most needed NFIs	Soap
% families living in tents	<50%	% HHs with mosquito nets	<75%
% families living in makeshift shelter	<25%	% HHs with access to safe cooking facilities	>75%
% families living indoors (solid walls)	>75%	% HHs with access to electricity	<50%

HEALTH

Location of health facilities/services	On-site (<3 km)	Access to health facility/services	Yes
Health facilities/services provider	Government	Most prevalent health problems	Other

WASH

Location of site's main water source	On-site (<10 mn)	Total number functioning toilets	171
Liters of water per person per day	>15 ltr	Separate male/female toilets	Yes
Main problems with drinking water	None	Separate male/female bathing areas	Yes

FOOD

Access to food	Yes, on site	Frequency of food distribution	Everyday
Access to market	Yes	Supplementary feeding for pregnant/lactant mothers?	Yes
Most common source for obtaining food	Distribution	Supplementary feeding for children?	Yes

PROTECTION

Security provided on-site	Yes	GBV referral mechanism in place	Yes
Main security provider	Military	Number of women friendly spaces	0
Most common type of security incident	None	Number of child friendly spaces	5
Most common type of GBV incident	None	Most reported problem in receiving support	Other

EDUCATION

Location of nearest education facility	On-site	Number of families with source of income	200
% children going to school	<75%	Access to income generating activities	Yes

LIVELIHOOD

COMMUNICATION

Main source for obtaining information	Site Management	Main topic of information requested	Situation in areas of origin
---------------------------------------	-----------------	-------------------------------------	------------------------------



727

Households (HH)

4730

Individuals

Round 9

30 April 2016

Site ID	BO_S009
Site Type	Collective Settlement/Centre
Site Classification	Spontaneous
Site Open Date	1-Nov-14
Admin 1	BORNO
Admin 2	MAIDUGURI M. C.
Admin 3	MAISANDARI
Latitude	11.825700
Longitude	13.119420

DEMOGRAPHICS

Age/Sex	<1 year	1-5 years	6-17 years	18-59 years	>60 years	Total
Male	45	202	1,074	832	20	2,173
Female	43	257	1,162	1,060	35	2,557
Total	88	459	2,236	1,892	55	4,730

VULNERABLE GROUPS

Pregnant Women	83	1.8%
Breastfeeding Mothers	154	3.3%
Persons with Physical Disabilities	2	0.0%
Persons with Mental Disabilities	1	0.0%
Single Female Headed Households	6	0.1%
Single Male Headed Households	1	0.0%
Older Persons	55	1.2%
Total	302	6.4%

MOBILITY

Place of Origin of Largest IDP Group	BORNO	BAMA	NULL
Place of Origin of 2nd Largest IDP Group	BORNO	KONDUGA	KONDUGA
Area of intended return for Largest IDP Group	Place of origin		
Barriers to return home for Largest IDP Group	Lack of safety		

SITE MANAGEMENT AGENCY (SMA)

Type of SMA	INGO	Agency Name	IOM
SMA Contact Name	NYSC CAMP	Phone Number	8037229969

SERVICES

SHELTER

% families living outside (no shelter)	None	Most needed NFIs	Blankets/Mats
% families living in tents	<50%	% HHs with mosquito nets	>75%
% families living in makeshift shelter	<25%	% HHs with access to safe cooking facilities	<25%
% families living indoors (solid walls)	<75%	% HHs with access to electricity	<50%

HEALTH

Location of health facilities/services	On-site (<3 km)	Access to health facility/services	Yes
Health facilities/services provider	Government	Most prevalent health problems	Malaria

WASH

Location of site's main water source	On-site (<10 mn)	Total number functioning toilets	82
Liters of water per person per day	10 - 15 ltr	Separate male/female toilets	Yes
Main problems with drinking water	None	Separate male/female bathing areas	Yes

FOOD

Access to food	Yes, on site	Frequency of food distribution	Everyday
Access to market	Yes	Supplementary feeding for pregnant/lactant mothers?	Yes
Most common source for obtaining food	Distribution	Supplementary feeding for children?	Yes

PROTECTION

Security provided on-site	Yes	GBV referral mechanism in place	Yes
Main security provider	Military	Number of women friendly spaces	0
Most common type of security incident	Theft	Number of child friendly spaces	1
Most common type of GBV incident	None	Most reported problem in receiving support	Not enough assistance for all entitled

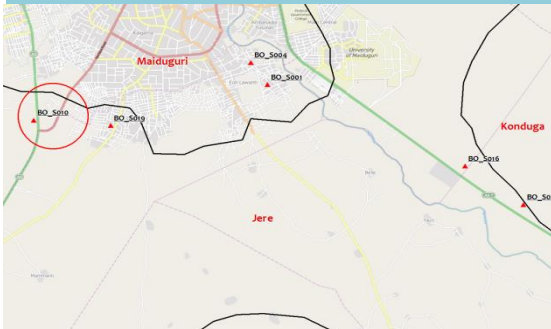
EDUCATION

Location of nearest education facility	On-site	Number of families with source of income	72
% children going to school	<50%	Access to income generating activities	Yes

LIVELIHOOD

COMMUNICATION

Main source for obtaining information	Radio/news	Main topic of information requested	Situation in areas of origin
---------------------------------------	------------	-------------------------------------	------------------------------



1842
Households (HH)

12880
Individuals

Round 9
30 April 2016

Site ID	BO_S010
Site Type	Camp
Site Classification	Planned
Site Open Date	11-Feb-15
Admin 1	BORNO
Admin 2	MAIDUGURI M. C.
Admin 3	MAISANDARI
Latitude	11.843340
Longitude	13.120190

DEMOGRAPHICS						
Age/Sex	<1 year	1-5 years	6-17 years	18-59 years	>60 years	Total
Male	344	900	1,439	2,376	774	5,833
Female	300	1,032	2,039	2,776	900	7,047
Total	644	1,932	3,478	5,152	1,674	12,880

VULNERABLE GROUPS		
Pregnant Women	327	2.5%
Breastfeeding Mothers	962	7.5%
Persons with Physical Disabilities	20	0.2%
Persons with Mental Disabilities	10	0.1%
Single Female Headed Households	53	0.4%
Single Male Headed Households	90	0.7%
Older Persons	1,674	13.0%
Total	3136	24.3%

MOBILITY			
Place of Origin of Largest IDP Group	BORNO	MONGUNO	NULL
Place of Origin of 2nd Largest IDP Group	BORNO	GWOZA	GWOZA TOWN GADAMAYO
Area of intended return for Largest IDP Group	Place of origin		
Barriers to return home for Largest IDP Group	Lack of safety		

SITE MANAGEMENT AGENCY (SMA)			
Type of SMA	Government	Agency Name	NEMA
SMA Contact Name	NEMA	Phone Number	8069594211

SERVICES			
SHELTER			
% families living outside (no shelter)	None	Most needed NFIs	Hygiene kits
% families living in tents	<25%	% HHs with mosquito nets	<50%
% families living in makeshift shelter	None	% HHs with access to safe cooking facilities	<75%
% families living indoors (solid walls)	>75%	% HHs with access to electricity	None

HEALTH			
Location of health facilities/services	On-site (<3 km)	Access to health facility/services	Yes
Health facilities/services provider	NGO	Most prevalent health problems	Malaria

WASH			
Location of site's main water source	On-site (<10 mn)	Total number functioning toilets	670
Liters of water per person per day	10 - 15 ltr	Separate male/female toilets	Yes
Main problems with drinking water	None	Separate male/female bathing areas	Yes

FOOD			
Access to food	Yes, on site	Frequency of food distribution	Everyday
Access to market	Yes	Supplementary feeding for pregnant/lactant mothers?	Yes
Most common source for obtaining food	Distribution	Supplementary feeding for children?	Yes

PROTECTION			
Security provided on-site	Yes	GBV referral mechanism in place	Yes
Main security provider	Military	Number of women friendly spaces	2
Most common type of security incident	Alcohol/drug-related disturbance	Number of child friendly spaces	1
Most common type of GBV incident	Domestic violence	Most reported problem in receiving support	Not enough assistance for all entitled

EDUCATION		LIVELIHOOD	
Location of nearest education facility	On-site	Number of families with source of income	412
% children going to school	<50%	Access to income generating activities	Yes

COMMUNICATION			
Main source for obtaining information	Radio/news	Main topic of information requested	Other relief assistance



222

Households (HH)

1522

Individuals

Round 9

30 April 2016

Site ID	BO_S012
Site Type	Collective Settlement/Centre
Site Classification	Spontaneous
Site Open Date	6-Jun-14
Admin 1	BORNO
Admin 2	MAIDUGURI M. C.
Admin 3	LAMISULA/JABBA MARI
Latitude	11.844220
Longitude	13.136860

DEMOGRAPHICS

Age/Sex	<1 year	1-5 years	6-17 years	18-59 years	>60 years	Total
Male	71	177	217	274	0	739
Female	83	127	252	321	0	783
Total	154	304	469	595	0	1,522

VULNERABLE GROUPS

Pregnant Women	51	3.4%
Breastfeeding Mothers	227	14.9%
Persons with Physical Disabilities	3	0.2%
Persons with Mental Disabilities	7	0.5%
Single Female Headed Households	0	0.0%
Single Male Headed Households	0	0.0%
Older Persons	0	0.0%
Total	288	18.9%

MOBILITY

Place of Origin of Largest IDP Group	BORNO	GWOZA	GAVVA / AGAPALWA
Place of Origin of 2nd Largest IDP Group	BORNO	ASKIRA / UBA	ASKIRA EAST
Area of intended return for Largest IDP Group	Place of origin		
Barriers to return home for Largest IDP Group	Lack of safety		

SITE MANAGEMENT AGENCY (SMA)

Type of SMA	Government	Agency Name	NEMA
SMA Contact Name	NEMA	Phone Number	8057277254

SERVICES

SHELTER

% families living outside (no shelter)	None	Most needed NFIs	Hygiene kits
% families living in tents	>75%	% HHs with mosquito nets	>75%
% families living in makeshift shelter	<25%	% HHs with access to safe cooking facilities	>75%
% families living indoors (solid walls)	None	% HHs with access to electricity	None

HEALTH

Location of health facilities/services	On-site (<3 km)	Access to health facility/services	Yes
Health facilities/services provider	INGO	Most prevalent health problems	Malaria

WASH

Location of site's main water source	On-site (<10 mn)	Total number functioning toilets	4
Liters of water per person per day	>15 ltr	Separate male/female toilets	Yes
Main problems with drinking water	None	Separate male/female bathing areas	Yes

FOOD

Access to food	Yes, on site	Frequency of food distribution	Everyday
Access to market	Yes	Supplementary feeding for pregnant/lactant mothers?	Yes
Most common source for obtaining food	Distribution	Supplementary feeding for children?	Yes

PROTECTION

Security provided on-site	Yes	GBV referral mechanism in place	Yes
Main security provider	Military	Number of women friendly spaces	0
Most common type of security incident	None	Number of child friendly spaces	1
Most common type of GBV incident	None	Most reported problem in receiving support	Not enough assistance for all entitled

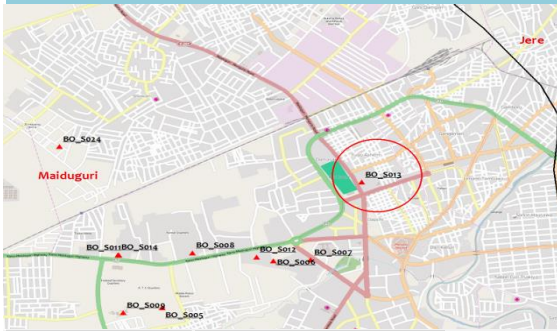
EDUCATION

Location of nearest education facility	On-site	Number of families with source of income	0
% children going to school	<25%	Access to income generating activities	Yes

LIVELIHOOD

COMMUNICATION

Main source for obtaining information	Local Leader	Main topic of information requested	Distribution
---------------------------------------	--------------	-------------------------------------	--------------


504

Households (HH)

2520

Individuals

Round 9

30 April 2016

Site ID	BO_S013
Site Type	Collective Settlement/Centre
Site Classification	Spontaneous
Site Open Date	NULL
Admin 1	BORNO
Admin 2	MAIDUGURI M. C.
Admin 3	MAFONI
Latitude	11.845920
Longitude	13.149120

DEMOGRAPHICS						
Age/Sex	<1 year	1-5 years	6-17 years	18-59 years	>60 years	Total
Male	161	146	314	309	197	1,127
Female	206	223	334	329	301	1,393
Total	367	369	648	638	498	2,520

VULNERABLE GROUPS		
Pregnant Women	99	3.9%
Breastfeeding Mothers	367	14.6%
Persons with Physical Disabilities	20	0.8%
Persons with Mental Disabilities	2	0.1%
Single Female Headed Households	50	2.0%
Single Male Headed Households	70	2.8%
Older Persons	498	19.8%
Total	1106	43.9%

MOBILITY			
Place of Origin of Largest IDP Group	BORNO	MOBBAR	DAMASAK
Place of Origin of 2nd Largest IDP Group	BORNO	ABADAM	MALLAMFATORI KESSA
Area of intended return for Largest IDP Group	Place of origin		
Barriers to return home for Largest IDP Group	Lack of safety		

SITE MANAGEMENT AGENCY (SMA)			
Type of SMA	Government	Agency Name	NEMA
SMA Contact Name	NEMA	Phone Number	8036508790

SERVICES			
SHELTER			
% families living outside (no shelter)	None	Most needed NFIs	Kitchen sets
% families living in tents	<25%	% HHs with mosquito nets	>75%
% families living in makeshift shelter	<25%	% HHs with access to safe cooking facilities	>75%
% families living indoors (solid walls)	>75%	% HHs with access to electricity	<50%

HEALTH			
Location of health facilities/services	On-site (<3 km)	Access to health facility/services	Yes
Health facilities/services provider	Government	Most prevalent health problems	Malnutrition

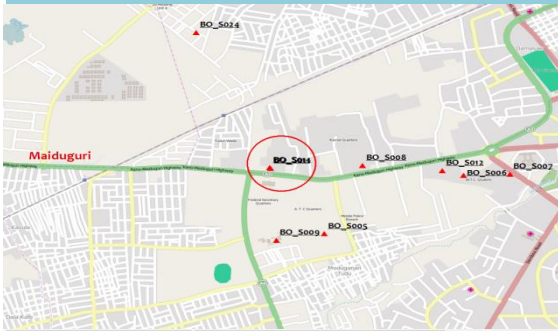
WASH			
Location of site's main water source	On-site (<10 mn)	Total number functioning toilets	21
Liters of water per person per day	>15 ltr	Separate male/female toilets	Yes
Main problems with drinking water	None	Separate male/female bathing areas	Yes

FOOD			
Access to food	Yes, on site	Frequency of food distribution	Everyday
Access to market	Yes	Supplementary feeding for pregnant/lactant mothers?	Yes
Most common source for obtaining food	Distribution	Supplementary feeding for children?	Yes

PROTECTION			
Security provided on-site	Yes	GBV referral mechanism in place	Yes
Main security provider	Military	Number of women friendly spaces	0
Most common type of security incident	None	Number of child friendly spaces	1
Most common type of GBV incident	None	Most reported problem in receiving support	Not enough assistance for all entitled

EDUCATION		LIVELIHOOD	
Location of nearest education facility	On-site	Number of families with source of income	0
% children going to school	>75%	Access to income generating activities	No

COMMUNICATION			
Main source for obtaining information	Local Leader	Main topic of information requested	Situation in areas of origin


1242

Households (HH)

8688

Individuals

Round 9

30 April 2016

DEMOGRAPHICS

Age/Sex	<1 year	1-5 years	6-17 years	18-59 years	>60 years	Total
Male	201	271	1,919	2,002	41	4,434
Female	300	352	1,873	1,708	21	4,254
Total	501	623	3,792	3,710	62	8,688

VULNERABLE GROUPS

Pregnant Women	282	3.2%
Breastfeeding Mothers	850	9.8%
Persons with Physical Disabilities	50	0.6%
Persons with Mental Disabilities	10	0.1%
Single Female Headed Households	30	0.3%
Single Male Headed Households	40	0.5%
Older Persons	62	0.7%
Total	1324	15.2%

Site ID	BO_S014
Site Type	Collective Settlement/Centre
Site Classification	Spontaneous
Site Open Date	9-Sep-14
Admin 1	BORNO
Admin 2	MAIDUGURI M. C.
Admin 3	BOLORI I
Latitude	11.882440
Longitude	13.099090

MOBILITY

Place of Origin of Largest IDP Group	BORNO	KUKAWA	BAGA
Place of Origin of 2nd Largest IDP Group	BORNO	NGALA	GAMBORU 'B'
Area of intended return for Largest IDP Group	Place of origin		
Barriers to return home for Largest IDP Group	Lack of safety		

SITE MANAGEMENT AGENCY (SMA)

Type of SMA	Government	Agency Name	NEMA
SMA Contact Name	NEMA	Phone Number	NULL

SERVICES
SHELTER

% families living outside (no shelter)	<25%	Most needed NFIs	Hygiene kits
% families living in tents	<25%	% HHs with mosquito nets	>75%
% families living in makeshift shelter	<25%	% HHs with access to safe cooking facilities	<25%
% families living indoors (solid walls)	<75%	% HHs with access to electricity	<75%

HEALTH

Location of health facilities/services	On-site (<3 km)	Access to health facility/services	Yes
Health facilities/services provider	Government	Most prevalent health problems	Malaria

WASH

Location of site's main water source	On-site (<10 mn)	Total number functioning toilets	100
Liters of water per person per day	>15 ltr	Separate male/female toilets	Yes
Main problems with drinking water	Taste	Separate male/female bathing areas	Yes

FOOD

Access to food	Yes, on site	Frequency of food distribution	Everyday
Access to market	Yes	Supplementary feeding for pregnant/lactant mothers?	Yes
Most common source for obtaining food	Distribution	Supplementary feeding for children?	Yes

PROTECTION

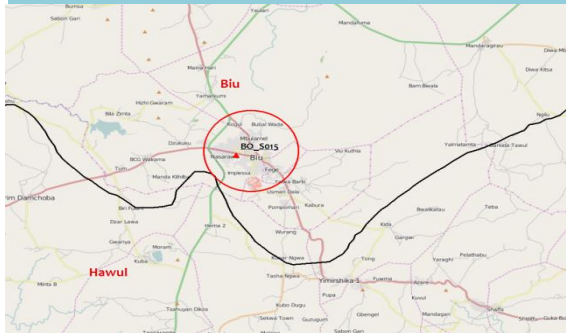
Security provided on-site	Yes	GBV referral mechanism in place	Yes
Main security provider	Military	Number of women friendly spaces	1
Most common type of security incident	None	Number of child friendly spaces	1
Most common type of GBV incident	None	Most reported problem in receiving support	Not enough assistance for all entitled

EDUCATION

Location of nearest education facility	On-site	Number of families with source of income	198
% children going to school	<75%	Access to income generating activities	No

LIVELIHOOD
COMMUNICATION

Main source for obtaining information	Site Management	Main topic of information requested	Safety and Security
---------------------------------------	-----------------	-------------------------------------	---------------------



802

Households (HH)

7318

Individuals

Round 9

30 April 2016

Site ID	BO_S015
Site Type	Camp
Site Classification	Spontaneous
Site Open Date	12/18/2015
Admin 1	BORNO
Admin 2	BIU
Admin 3	KENKEN
Latitude	10.616850
Longitude	12.179900

DEMOGRAPHICS

Age/Sex	<1 year	1-5 years	6-17 years	18-59 years	>60 years	Total
Male	102	536	1,126	1,371	90	3,225
Female	113	1,117	1,111	1,639	113	4,093
Total	215	1,653	2,237	3,010	203	7,318

VULNERABLE GROUPS

Pregnant Women	158	2.2%
Breastfeeding Mothers	389	5.3%
Persons with Physical Disabilities	3	0.0%
Persons with Mental Disabilities	0	0.0%
Single Female Headed Households	403	5.5%
Single Male Headed Households	481	6.6%
Older Persons	203	2.8%
Total	1637	22.4%

MOBILITY

Place of Origin of Largest IDP Group	BORNO	BIU	BURATAI
Place of Origin of 2nd Largest IDP Group	BORNO	DAMBOA	DAMBOA
Area of intended return for Largest IDP Group	Place of origin		
Barriers to return home for Largest IDP Group	House damaged/destroyed		

SITE MANAGEMENT AGENCY (SMA)

Type of SMA	Local NGO	Agency Name	NRC
SMA Contact Name	NRC	Phone Number	806740070

SERVICES

SHELTER

% families living outside (no shelter)	None	Most needed NFIs	Blankets/Mats
% families living in tents	>75%	% HHs with mosquito nets	<50%
% families living in makeshift shelter	None	% HHs with access to safe cooking facilities	<25%
% families living indoors (solid walls)	None	% HHs with access to electricity	<25%

HEALTH

Location of health facilities/services	On-site (<3 km)	Access to health facility/services	Yes
Health facilities/services provider	NGO	Most prevalent health problems	Malaria

WASH

Location of site's main water source	On-site (<10 mn)	Total number functioning toilets	14
Liters of water per person per day	5 - 10 ltr	Separate male/female toilets	Yes
Main problems with drinking water	None	Separate male/female bathing areas	Yes

FOOD

Access to food	Yes, on site	Frequency of food distribution	Everyday
Access to market	Yes	Supplementary feeding for pregnant/lactant mothers?	No
Most common source for obtaining food	Distribution	Supplementary feeding for children?	No

PROTECTION

Security provided on-site	Yes	GBV referral mechanism in place	Yes
Main security provider	Military	Number of women friendly spaces	0
Most common type of security incident	Friction among site residents	Number of child friendly spaces	0
Most common type of GBV incident	None	Most reported problem in receiving support	Not enough assistance for all entitled

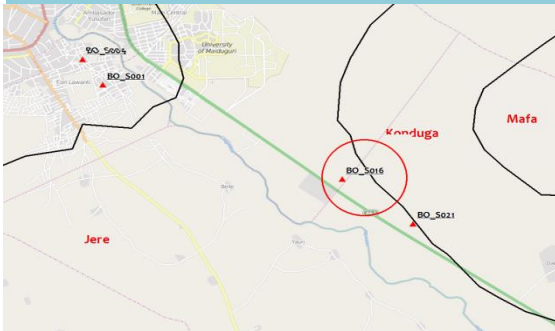
EDUCATION

Location of nearest education facility	On-site	Number of families with source of income	23
% children going to school	<25%	Access to income generating activities	Yes

LIVELIHOOD

COMMUNICATION

Main source for obtaining information	Local Leader	Main topic of information requested	Safety and Security
---------------------------------------	--------------	-------------------------------------	---------------------



4099
Households (HH)

29231
Individuals

Round 9
30 April 2016

Site ID	BO_S016
Site Type	Collective Settlement/Centre
Site Classification	Spontaneous
Site Open Date	03/14/2014
Admin 1	BORNO
Admin 2	KONDUGA
Admin 3	AUNO / CHABBOL
Latitude	11.777240
Longitude	13.221470

DEMOGRAPHICS						
Age/Sex	<1 year	1-5 years	6-17 years	18-59 years	>60 years	Total
Male	975	1,471	3,824	4,259	1,798	12,327
Female	869	2,968	5,005	6,130	1,932	16,904
Total	1,844	4,439	8,829	10,389	3,730	29,231

VULNERABLE GROUPS		
Pregnant Women	750	2.6%
Breastfeeding Mothers	2,570	8.8%
Persons with Physical Disabilities	13	0.0%
Persons with Mental Disabilities	3	0.0%
Single Female Headed Households	100	0.3%
Single Male Headed Households	500	1.7%
Older Persons	3,730	12.8%
Total	7666	26.2%

MOBILITY

Place of Origin of Largest IDP Group	BORNO	BAMA	KASUGULA
Place of Origin of 2nd Largest IDP Group	BORNO	KONDUGA	MAIRAMRI / YELERI / BAZAMRI
Area of intended return for Largest IDP Group	Place of origin		
Barriers to return home for Largest IDP Group	Lack of safety		

SITE MANAGEMENT AGENCY (SMA)

Type of SMA	Government	Agency Name	SEMA
SMA Contact Name	SEMA	Phone Number	8029600322

SERVICES

SHELTER

% families living outside (no shelter)	<25%	Most needed NFIs	Blankets/Mats
% families living in tents	>75%	% HHs with mosquito nets	>75%
% families living in makeshift shelter	<25%	% HHs with access to safe cooking facilities	>75%
% families living indoors (solid walls)	<25%	% HHs with access to electricity	<25%

HEALTH

Location of health facilities/services	On-site (>3 km)	Access to health facility/services	Yes
Health facilities/services provider	Government	Most prevalent health problems	Malaria

WASH

Location of site's main water source	On-site (<10 mn)	Total number functioning toilets	150
Liters of water per person per day	>15 ltr	Separate male/female toilets	Yes
Main problems with drinking water	None	Separate male/female bathing areas	Yes

FOOD

Access to food	Yes, on site	Frequency of food distribution	Everyday
Access to market	Yes	Supplementary feeding for pregnant/lactant mothers?	Yes
Most common source for obtaining food	Distribution	Supplementary feeding for children?	Yes

PROTECTION

Security provided on-site	Yes	GBV referral mechanism in place	Yes
Main security provider	Military	Number of women friendly spaces	1
Most common type of security incident	None	Number of child friendly spaces	3
Most common type of GBV incident	None	Most reported problem in receiving support	Not enough assistance for all entitled

EDUCATION

Location of nearest education facility	On-site
% children going to school	>75%

LIVELIHOOD

Number of families with source of income	52
Access to income generating activities	Yes

COMMUNICATION

Main source for obtaining information	Local Leader	Main topic of information requested	Shelter
---------------------------------------	--------------	-------------------------------------	---------



Site ID	BO_S017
Site Type	Collective Settlement/Centre
Site Classification	Spontaneous
Site Open Date	5-Sep-15
Admin 1	BORNO
Admin 2	MAIDUGURI M. C.
Admin 3	BOLORI II
Latitude	11.904080
Longitude	13.079530

2076
Households (HH)

13506
Individuals

Round 9
30 April 2016

DEMOGRAPHICS						
Age/Sex	<1 year	1-5 years	6-17 years	18-59 years	>60 years	Total
Male	525	1,057	1,985	1,443	1,124	6,134
Female	518	1,138	2,115	2,614	987	7,372
Total	1,043	2,195	4,100	4,057	2,111	13,506

VULNERABLE GROUPS		
Pregnant Women	481	3.6%
Breastfeeding Mothers	1,951	14.4%
Persons with Physical Disabilities	37	0.3%
Persons with Mental Disabilities	5	0.0%
Single Female Headed Households	311	2.3%
Single Male Headed Households	317	2.3%
Older Persons	2,111	15.6%
Total	5213	38.6%

MOBILITY			
Place of Origin of Largest IDP Group	BORNO	BAMA	KASUGULA
Place of Origin of 2nd Largest IDP Group	BORNO	NGALA	GAMBORU 'B'
Area of intended return for Largest IDP Group	Place of origin		
Barriers to return home for Largest IDP Group	Lack of safety		

SITE MANAGEMENT AGENCY (SMA)			
Type of SMA	Government	Agency Name	NEMA
SMA Contact Name	NEMA	Phone Number	8033208648

SERVICES			
SHELTER			
% families living outside (no shelter)	None	Most needed NFIs	Hygiene kits
% families living in tents	<25%	% HHs with mosquito nets	>75%
% families living in makeshift shelter	<25%	% HHs with access to safe cooking facilities	>75%
% families living indoors (solid walls)	>75%	% HHs with access to electricity	>75%

HEALTH			
Location of health facilities/services	On-site (<3 km)	Access to health facility/services	Yes
Health facilities/services provider	Government	Most prevalent health problems	Malaria

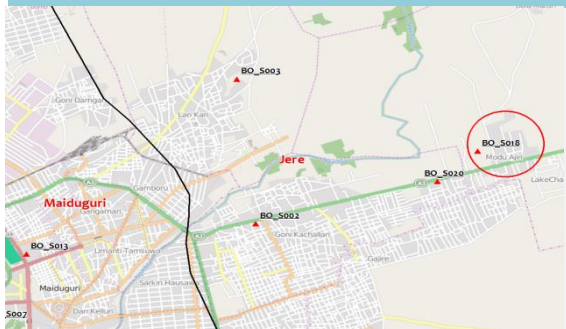
WASH			
Location of site's main water source	On-site (<10 mn)	Total number functioning toilets	168
Liters of water per person per day	Unknown	Separate male/female toilets	Yes
Main problems with drinking water	None	Separate male/female bathing areas	Yes

FOOD			
Access to food	Yes, on site	Frequency of food distribution	Everyday
Access to market	Yes	Supplementary feeding for pregnant/lactant mothers?	Yes
Most common source for obtaining food	Distribution	Supplementary feeding for children?	Yes

PROTECTION			
Security provided on-site	Yes	GBV referral mechanism in place	Yes
Main security provider	Military	Number of women friendly spaces	2
Most common type of security incident	Alcohol/drug-related disturbance	Number of child friendly spaces	3
Most common type of GBV incident	None	Most reported problem in receiving support	Not enough assistance for all entitled

EDUCATION		LIVELIHOOD	
Location of nearest education facility	On-site	Number of families with source of income	100
% children going to school	<75%	Access to income generating activities	No

COMMUNICATION			
Main source for obtaining information	Local Leader	Main topic of information requested	Situation in areas of origin



1522
Households (HH)

10658
Individuals

Round 9
30 April 2016

Site ID	BO_S018
Site Type	Collective Settlement/Centre
Site Classification	Spontaneous
Site Open Date	3-Aug-15
Admin 1	BORNO
Admin 2	JERE
Admin 3	DUSUMAN
Latitude	11.861890
Longitude	13.214550

DEMOGRAPHICS

Age/Sex	<1 year	1-5 years	6-17 years	18-59 years	>60 years	Total
Male	494	1,167	1,347	1,404	553	4,965
Female	517	1,201	1,407	1,839	729	5,693
Total	1,011	2,368	2,754	3,243	1,282	10,658

VULNERABLE GROUPS

Pregnant Women	300	2.8%
Breastfeeding Mothers	1,250	11.7%
Persons with Physical Disabilities	100	0.9%
Persons with Mental Disabilities	10	0.1%
Single Female Headed Households	120	1.1%
Single Male Headed Households	200	1.9%
Older Persons	1,282	12.0%
Total	3262	30.6%

MOBILITY

Place of Origin of Largest IDP Group	BORNO	MAFA	LOSKURI
Place of Origin of 2nd Largest IDP Group	BORNO	JERE	DUSUMAN
Area of intended return for Largest IDP Group	Place of origin		
Barriers to return home for Largest IDP Group	Accessibility		

SITE MANAGEMENT AGENCY (SMA)

Type of SMA	Government	Agency Name	SEMA/NEMA
SMA Contact Name	SEMA/NEMA	Phone Number	N/A

SERVICES

SHELTER

% families living outside (no shelter)	None	Most needed NFIs	Plastic sheeting
% families living in tents	<50%	% HHs with mosquito nets	>75%
% families living in makeshift shelter	<50%	% HHs with access to safe cooking facilities	<25%
% families living indoors (solid walls)	<75%	% HHs with access to electricity	None

HEALTH

Location of health facilities/services	On-site (<3 km)	Access to health facility/services	Yes
Health facilities/services provider	INGO	Most prevalent health problems	Malaria

WASH

Location of site's main water source	On-site (<10 mn)	Total number functioning toilets	120
Liters of water per person per day	5 - 10 ltr	Separate male/female toilets	Yes
Main problems with drinking water	None	Separate male/female bathing areas	Yes

FOOD

Access to food	Yes, on site	Frequency of food distribution	Twice a week
Access to market	Yes	Supplementary feeding for pregnant/lactant mothers?	Yes
Most common source for obtaining food	Distribution	Supplementary feeding for children?	Yes

PROTECTION

Security provided on-site	Yes	GBV referral mechanism in place	No
Main security provider	Military	Number of women friendly spaces	0
Most common type of security incident	Other	Number of child friendly spaces	1
Most common type of GBV incident	Unknown	Most reported problem in receiving support	assistance was physically inadequate for most vulnerat

EDUCATION

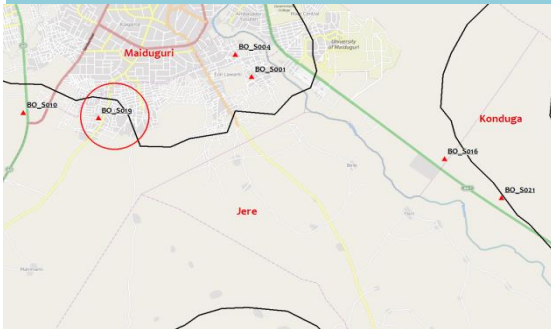
Location of nearest education facility	On-site
% children going to school	<50%

LIVELIHOOD

Number of families with source of income	350
Access to income generating activities	Yes

COMMUNICATION

Main source for obtaining information	Radio/news	Main topic of information requested	Situation in areas of origin
---------------------------------------	------------	-------------------------------------	------------------------------


38

Households (HH)

319

Individuals

Round 9

30 April 2016

DEMOGRAPHICS

Age/Sex	<1 year	1-5 years	6-17 years	18-59 years	>60 years	Total
Male	16	30	48	46	1	141
Female	10	39	63	64	2	178
Total	26	69	111	110	3	319

VULNERABLE GROUPS

Pregnant Women	4	1.3%
Breastfeeding Mothers	24	7.5%
Persons with Physical Disabilities	0	0.0%
Persons with Mental Disabilities	2	0.6%
Single Female Headed Households	11	3.4%
Single Male Headed Households	1	0.3%
Older Persons	3	0.9%
Total	45	14.1%

Site ID	BO_S019
Site Type	Collective Settlement/Centre
Site Classification	Spontaneous
Site Open Date	11-Jun-14
Admin 1	BORNO
Admin 2	MAIDUGURI M. C.
Admin 3	MAISANDARI
Latitude	11.472910
Longitude	13.083460

MOBILITY

Place of Origin of Largest IDP Group	BORNO	GWOZA	PULKA/BOKKO
Place of Origin of 2nd Largest IDP Group	ADAMAWA	MICHIKA	NULL
Area of intended return for Largest IDP Group	Place of origin		
Barriers to return home for Largest IDP Group	Lack of safety		

SITE MANAGEMENT AGENCY (SMA)

Type of SMA	Religious entity	Agency Name	NULL
SMA Contact Name	NULL	Phone Number	NULL

SERVICES
SHELTER

% families living outside (no shelter)	<25%	Most needed NFIs	Kitchen sets
% families living in tents	None	% HHs with mosquito nets	<50%
% families living in makeshift shelter	<50%	% HHs with access to safe cooking facilities	None
% families living indoors (solid walls)	<50%	% HHs with access to electricity	None

HEALTH

Location of health facilities/services	Off-site (<3 km)	Access to health facility/services	No
Health facilities/services provider	None	Most prevalent health problems	Cough

WASH

Location of site's main water source	Off-site (<10 mn)	Total number functioning toilets	3
Liters of water per person per day	10 - 15 ltr	Separate male/female toilets	No
Main problems with drinking water	None	Separate male/female bathing areas	No

FOOD

Access to food	Yes, off site	Frequency of food distribution	Irregular
Access to market	Yes	Supplementary feeding for pregnant/lactant mothers?	No
Most common source for obtaining food	ost community donation	Supplementary feeding for children?	No

PROTECTION

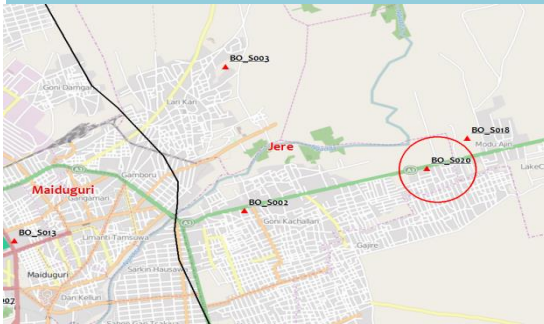
Security provided on-site	Yes	GBV referral mechanism in place	No
Main security provider	Self organized	Number of women friendly spaces	2
Most common type of security incident	None	Number of child friendly spaces	2
Most common type of GBV incident	None	Most reported problem in receiving support	None

EDUCATION

Location of nearest education facility	On-site	Number of families with source of income	21
% children going to school	<25%	Access to income generating activities	No

LIVELIHOOD
COMMUNICATION

Main source for obtaining information	Families/Friends	Main topic of information requested	Situation in areas of origin
---------------------------------------	------------------	-------------------------------------	------------------------------


335

Households (HH)

2335

Individuals

Round 9

30 April 2016

DEMOGRAPHICS

Age/Sex	<1 year	1-5 years	6-17 years	18-59 years	>60 years	Total
Male	112	281	283	286	140	1,102
Female	120	292	295	378	148	1,233
Total	232	573	578	664	288	2,335

VULNERABLE GROUPS

Pregnant Women	120	5.1%
Breastfeeding Mothers	250	10.7%
Persons with Physical Disabilities	12	0.5%
Persons with Mental Disabilities	10	0.4%
Single Female Headed Households	50	2.1%
Single Male Headed Households	15	0.6%
Older Persons	288	12.3%
Total	745	31.9%

Site ID	BO_S020
Site Type	Camp
Site Classification	Spontaneous
Site Open Date	8-Jul-15
Admin 1	BORNO
Admin 2	JERE
Admin 3	MASHAMARI
Latitude	11.857590
Longitude	13.209340

MOBILITY

Place of Origin of Largest IDP Group	BORNO	MAFA	LOSKURI
Place of Origin of 2nd Largest IDP Group	BORNO	MAFA	LOSKURI
Area of intended return for Largest IDP Group	Place of origin		
Barriers to return home for Largest IDP Group	Lack of safety		

SITE MANAGEMENT AGENCY (SMA)

Type of SMA	Government	Agency Name	SEMA/NEMA
SMA Contact Name	SEMA/NEMA	Phone Number	N/A

SERVICES
SHELTER

% families living outside (no shelter)	<25%	Most needed NFIs	Plastic sheeting
% families living in tents	<25%	% HHs with mosquito nets	>75%
% families living in makeshift shelter	<25%	% HHs with access to safe cooking facilities	<25%
% families living indoors (solid walls)	>75%	% HHs with access to electricity	None

HEALTH

Location of health facilities/services	On-site (<3 km)	Access to health facility/services	Yes
Health facilities/services provider	INGO	Most prevalent health problems	Skin disease

WASH

Location of site's main water source	On-site (<10 mn)	Total number functioning toilets	37
Liters of water per person per day	5 - 10 ltr	Separate male/female toilets	Yes
Main problems with drinking water	None	Separate male/female bathing areas	Yes

FOOD

Access to food	Yes, on site	Frequency of food distribution	Everyday
Access to market	Yes	Supplementary feeding for pregnant/lactant mothers?	Yes
Most common source for obtaining food	Distribution	Supplementary feeding for children?	Yes

PROTECTION

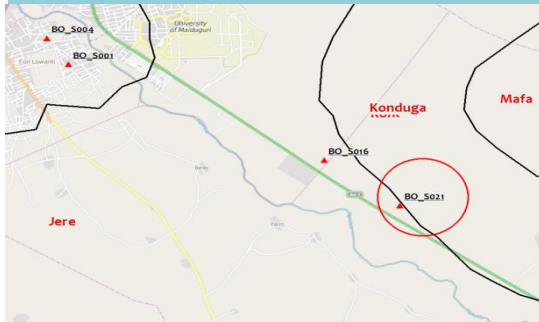
Security provided on-site	Yes	GBV referral mechanism in place	Yes
Main security provider	Military	Number of women friendly spaces	0
Most common type of security incident	Friction with host community	Number of child friendly spaces	1
Most common type of GBV incident	Domestic violence	Most reported problem in receiving support	Unknown

EDUCATION

Location of nearest education facility	On-site	Number of families with source of income	150
% children going to school	<25%	Access to income generating activities	Yes

LIVELIHOOD
COMMUNICATION

Main source for obtaining information	Radio/news	Main topic of information requested	Situation in areas of origin
---------------------------------------	------------	-------------------------------------	------------------------------



2014
Households (HH)

11181
Individuals

Round 9
30 April 2016

Site ID	BO_S021
Site Type	Collective Settlement/Centre
Site Classification	Planned
Site Open Date	1-Feb-14
Admin 1	BORNO
Admin 2	KONDUGA
Admin 3	DALORI / WANORI
Latitude	11.768790
Longitude	13.238190

DEMOGRAPHICS						
Age/Sex	<1 year	1-5 years	6-17 years	18-59 years	>60 years	Total
Male	843	777	1,244	1,644	510	5,018
Female	692	1,088	1,575	2,217	591	6,163
Total	1,535	1,865	2,819	3,861	1,101	11,181

VULNERABLE GROUPS		
Pregnant Women	360	3.2%
Breastfeeding Mothers	2,092	18.7%
Persons with Physical Disabilities	19	0.2%
Persons with Mental Disabilities	14	0.1%
Single Female Headed Households	396	3.5%
Single Male Headed Households	223	2.0%
Older Persons	1,101	9.8%
Total	4205	37.6%

MOBILITY

Place of Origin of Largest IDP Group	BORNO	KONDUGA	AWA EAST / MALARI / KANGAMA
Place of Origin of 2nd Largest IDP Group	BORNO	BAMA	KASUGULA
Area of intended return for Largest IDP Group	Place of origin		
Barriers to return home for Largest IDP Group	Lack of safety		

SITE MANAGEMENT AGENCY (SMA)

Type of SMA	Government	Agency Name	SEMA
SMA Contact Name	SEMA	Phone Number	7035334470

SERVICES

SHELTER

% families living outside (no shelter)	None	Most needed NFIs	Kitchen sets
% families living in tents	<50%	% HHs with mosquito nets	>75%
% families living in makeshift shelter	<25%	% HHs with access to safe cooking facilities	>75%
% families living indoors (solid walls)	<75%	% HHs with access to electricity	None

HEALTH

Location of health facilities/services	On-site (<3 km)	Access to health facility/services	Yes
Health facilities/services provider	Government	Most prevalent health problems	Malaria

WASH

Location of site's main water source	On-site (<10 mn)	Total number functioning toilets	149
Liters of water per person per day	>15 ltr	Separate male/female toilets	Yes
Main problems with drinking water	None	Separate male/female bathing areas	No

FOOD

Access to food	Yes, on site	Frequency of food distribution	Everyday
Access to market	Yes	Supplementary feeding for pregnant/lactant mothers?	Yes
Most common source for obtaining food	Distribution	Supplementary feeding for children?	Yes

PROTECTION

Security provided on-site	Yes	GBV referral mechanism in place	Yes
Main security provider	Military	Number of women friendly spaces	2
Most common type of security incident	Alcohol/drug-related disturbance	Number of child friendly spaces	1
Most common type of GBV incident	None	Most reported problem in receiving support	Not enough assistance for all entitled

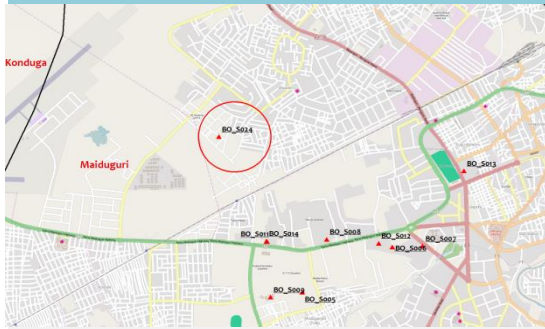
EDUCATION

Location of nearest education facility	On-site	Number of families with source of income	614
% children going to school	>75%	Access to income generating activities	No

LIVELIHOOD

COMMUNICATION

Main source for obtaining information	Local Leader	Main topic of information requested	Other relief assistance
---------------------------------------	--------------	-------------------------------------	-------------------------



518

Households (HH)

4128

Individuals

Round 9

30 April 2016

Site ID	BO_S024
Site Type	Collective Settlement/Centre
Site Classification	Spontaneous
Site Open Date	11-Dec-14
Admin 1	BORNO
Admin 2	MAIDUGURI M. C.
Admin 3	BOLORI I
Latitude	11.850270
Longitude	13.111130

DEMOGRAPHICS						
Age/Sex	<1 year	1-5 years	6-17 years	18-59 years	>60 years	Total
Male	189	313	499	987	11	1,999
Female	213	273	522	1,105	16	2,129
Total	402	586	1,021	2,092	27	4,128

VULNERABLE GROUPS		
Pregnant Women	156	3.8%
Breastfeeding Mothers	402	9.7%
Persons with Physical Disabilities	0	0.0%
Persons with Mental Disabilities	0	0.0%
Single Female Headed Households	0	0.0%
Single Male Headed Households	0	0.0%
Older Persons	27	0.7%
Total	585	14.2%

MOBILITY			
Place of Origin of Largest IDP Group	BORNO	MAFA	NULL
Place of Origin of 2nd Largest IDP Group	BORNO	BAMA	NULL
Area of intended return for Largest IDP Group	Place of origin		
Barriers to return home for Largest IDP Group	Lack of safety		

SITE MANAGEMENT AGENCY (SMA)			
Type of SMA	None	Agency Name	NA
SMA Contact Name	NA	Phone Number	NULL

SERVICES			
SHELTER			
% families living outside (no shelter)	None	Most needed NFIs	Blankets/Mats
% families living in tents	None	% HHs with mosquito nets	>75%
% families living in makeshift shelter	<25%	% HHs with access to safe cooking facilities	<50%
% families living indoors (solid walls)	>75%	% HHs with access to electricity	None

HEALTH			
Location of health facilities/services	Off-site (<3 km)	Access to health facility/services	Yes
Health facilities/services provider	INGO	Most prevalent health problems	Malaria

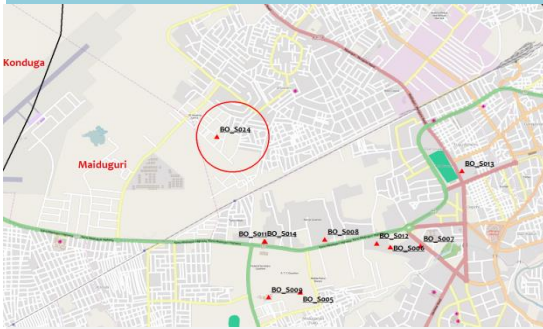
WASH			
Location of site's main water source	On-site (<10 mn)	Total number functioning toilets	30
Liters of water per person per day	>15 ltr	Separate male/female toilets	No
Main problems with drinking water	None	Separate male/female bathing areas	No

FOOD			
Access to food	Yes, on site	Frequency of food distribution	Irregular
Access to market	Yes	Supplementary feeding for pregnant/lactant mothers?	No
Most common source for obtaining food	Distribution	Supplementary feeding for children?	Yes

PROTECTION			
Security provided on-site	Yes	GBV referral mechanism in place	Yes
Main security provider	Military	Number of women friendly spaces	0
Most common type of security incident	None	Number of child friendly spaces	0
Most common type of GBV incident	None	Most reported problem in receiving support	Not enough assistance for all entitled

EDUCATION		LIVELIHOOD	
Location of nearest education facility	On-site	Number of families with source of income	203
% children going to school	>75%	Access to income generating activities	No

COMMUNICATION			
Main source for obtaining information	Local Leader	Main topic of information requested	Other relief assistance



106

Households (HH)

753

Individuals

Round 9

30 April 2016

Site ID	BO_S025
Site Type	Collective Settlement/Centre
Site Classification	Spontaneous
Site Open Date	6-Oct-14
Admin 1	BORNO
Admin 2	MAIDUGURI M. C.
Admin 3	BOLORI I
Latitude	11.847580
Longitude	13.108880

DEMOGRAPHICS

Age/Sex	<1 year	1-5 years	6-17 years	18-59 years	>60 years	Total
Male	26	32	127	108	27	320
Female	38	54	149	160	32	433
Total	64	86	276	268	59	753

VULNERABLE GROUPS

Pregnant Women	78	10.4%
Breastfeeding Mothers	95	12.6%
Persons with Physical Disabilities	5	0.7%
Persons with Mental Disabilities	2	0.3%
Single Female Headed Households	10	1.3%
Single Male Headed Households	8	1.1%
Older Persons	59	7.8%
Total	257	34.1%

MOBILITY

Place of Origin of Largest IDP Group	BORNO	MAFA	NULL
Place of Origin of 2nd Largest IDP Group	BORNO	KONDUGA	SOJIRI/ NGURO - NGURO
Area of intended return for Largest IDP Group	Place of origin		
Barriers to return home for Largest IDP Group	Lack of safety		

SITE MANAGEMENT AGENCY (SMA)

Type of SMA	NULL	Agency Name	NULL
SMA Contact Name	NULL	Phone Number	NULL

SERVICES

SHELTER

% families living outside (no shelter)	None	Most needed NFIs	Kitchen sets
% families living in tents	<25%	% HHs with mosquito nets	None
% families living in makeshift shelter	<25%	% HHs with access to safe cooking facilities	>75%
% families living indoors (solid walls)	<75%	% HHs with access to electricity	None

HEALTH

Location of health facilities/services	Off-site (>3 km)	Access to health facility/services	Yes
Health facilities/services provider	Government	Most prevalent health problems	Cough

WASH

Location of site's main water source	On-site (<10 mn)	Total number functioning toilets	6
Liters of water per person per day	>15 ltr	Separate male/female toilets	Yes
Main problems with drinking water	None	Separate male/female bathing areas	Yes

FOOD

Access to food	Yes, off site	Frequency of food distribution	Irregular
Access to market	Yes	Supplementary feeding for pregnant/lactant mothers?	No
Most common source for obtaining food	Distribution	Supplementary feeding for children?	No

PROTECTION

Security provided on-site	Yes	GBV referral mechanism in place	Yes
Main security provider	Self organized	Number of women friendly spaces	0
Most common type of security incident	None	Number of child friendly spaces	0
Most common type of GBV incident	None	Most reported problem in receiving support	None

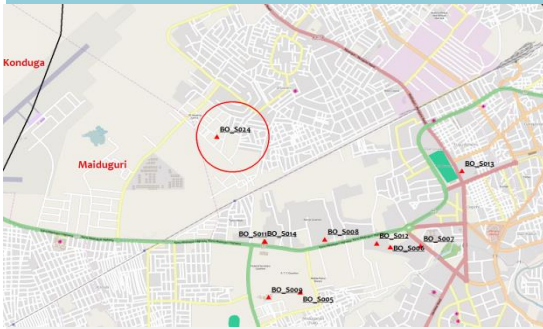
EDUCATION

Location of nearest education facility	Off-site	Number of families with source of income	0
% children going to school	<50%	Access to income generating activities	No

LIVELIHOOD

COMMUNICATION

Main source for obtaining information	Local Leader	Main topic of information requested	Safety and Security
---------------------------------------	--------------	-------------------------------------	---------------------


520

Households (HH)

1588

Individuals

Round 9

30 April 2016

Site ID	BO_S026
Site Type	Collective Settlement/Centre
Site Classification	Pre Identified/For Relocation
Site Open Date	6-Mar-15
Admin 1	BORNO
Admin 2	ASKIRA / UBA
Admin 3	UBA
Latitude	10.400120
Longitude	13.215140

DEMOGRAPHICS

Age/Sex	<1 year	1-5 years	6-17 years	18-59 years	>60 years	Total
Male	5	145	260	68	213	691
Female	5	185	302	98	307	897
Total	10	330	562	166	520	1,588

VULNERABLE GROUPS

Group	Count	Percentage
Pregnant Women	57	3.6%
Breastfeeding Mothers	135	8.5%
Persons with Physical Disabilities	4	0.3%
Persons with Mental Disabilities	1	0.1%
Single Female Headed Households	0	0.0%
Single Male Headed Households	0	0.0%
Older Persons	520	32.7%
Total	717	45.2%

MOBILITY

Place of Origin of Largest IDP Group	BORNO	ASKIRA / UBA	MUSSA
Place of Origin of 2nd Largest IDP Group	BORNO	ASKIRA / UBA	DILLE / HUYUM
Area of intended return for Largest IDP Group	Place of origin		
Barriers to return home for Largest IDP Group	Lack of safety		

SITE MANAGEMENT AGENCY (SMA)

Type of SMA	NULL	Agency Name	NULL
SMA Contact Name	NULL	Phone Number	NULL

SERVICES
SHELTER

Category	Value	Category	Value
% families living outside (no shelter)	<50%	Most needed NFIs	Blankets/Mats
% families living in tents	None	% HHs with mosquito nets	<50%
% families living in makeshift shelter	None	% HHs with access to safe cooking facilities	<75%
% families living indoors (solid walls)	<75%	% HHs with access to electricity	None

HEALTH

Location of health facilities/services	None	Access to health facility/services	No
Health facilities/services provider	NGO	Most prevalent health problems	Malaria

WASH

Location of site's main water source	On-site (<10 mn)	Total number functioning toilets	6
Liters of water per person per day	Unknown	Separate male/female toilets	No
Main problems with drinking water	None	Separate male/female bathing areas	No

FOOD

Access to food	Yes, on site	Frequency of food distribution	Irregular
Access to market	Yes	Supplementary feeding for pregnant/lactant mothers?	Unknown
Most common source for obtaining food	ost community donation	Supplementary feeding for children?	Unknown

PROTECTION

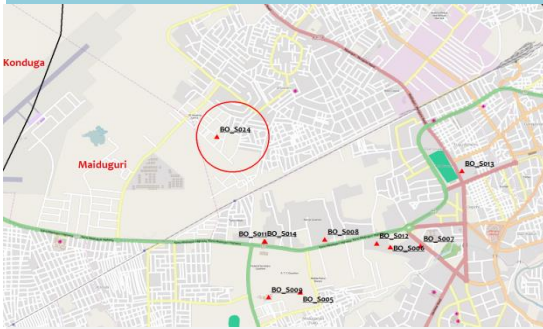
Security provided on-site	Yes	GBV referral mechanism in place	Yes
Main security provider	Police	Number of women friendly spaces	0
Most common type of security incident	None	Number of child friendly spaces	0
Most common type of GBV incident	None	Most reported problem in receiving support	Assistance did not respond to the actual need

EDUCATION

Location of nearest education facility	Unknown	Number of families with source of income	0
% children going to school	None	Access to income generating activities	No

LIVELIHOOD
COMMUNICATION

Main source for obtaining information	Local Leader	Main topic of information requested	Situation in areas of origin
---------------------------------------	--------------	-------------------------------------	------------------------------


285

Households (HH)

1033

Individuals

Round 9

30 April 2016

Site ID	BO_S027
Site Type	Collective Settlement/Centre
Site Classification	Pre Identified/For Relocation
Site Open Date	9-Oct-13
Admin 1	BORNO
Admin 2	ASKIRA / UBA
Admin 3	LASSA
Latitude	10.509330
Longitude	13.153630

DEMOGRAPHICS

Age/Sex	<1 year	1-5 years	6-17 years	18-59 years	>60 years	Total
Male	31	120	106	172	28	457
Female	37	162	122	232	23	576
Total	68	282	228	404	51	1,033

VULNERABLE GROUPS

Group	Count	Percentage
Pregnant Women	98	9.5%
Breastfeeding Mothers	158	15.3%
Persons with Physical Disabilities	0	0.0%
Persons with Mental Disabilities	0	0.0%
Single Female Headed Households	21	2.0%
Single Male Headed Households	16	1.5%
Older Persons	51	4.9%
Total	344	33.3%

MOBILITY

Place of Origin of Largest IDP Group	BORNO	ASKIRA / UBA	NGOHI
Place of Origin of 2nd Largest IDP Group	BORNO	ASKIRA / UBA	NGOHI
Area of intended return for Largest IDP Group	Place of origin		
Barriers to return home for Largest IDP Group	Lack of safety		

SITE MANAGEMENT AGENCY (SMA)

Type of SMA	NULL	Agency Name	NULL
SMA Contact Name	NULL	Phone Number	NULL

SERVICES

SHELTER			
% families living outside (no shelter)	None	Most needed NFIs	Mosquito nets
% families living in tents	None	% HHs with mosquito nets	<50%
% families living in makeshift shelter	<75%	% HHs with access to safe cooking facilities	<50%
% families living indoors (solid walls)	<50%	% HHs with access to electricity	None

HEALTH

Location of health facilities/services	None	Access to health facility/services	No
Health facilities/services provider	None	Most prevalent health problems	Malaria

WASH

Location of site's main water source	Off-site (<10 mn)	Total number functioning toilets	3
Liters of water per person per day	Unknown	Separate male/female toilets	No
Main problems with drinking water	None	Separate male/female bathing areas	No

FOOD

Access to food	Yes, off site	Frequency of food distribution	Irregular
Access to market	Yes	Supplementary feeding for pregnant/lactant mothers?	Unknown
Most common source for obtaining food	Cultivated	Supplementary feeding for children?	Unknown

PROTECTION

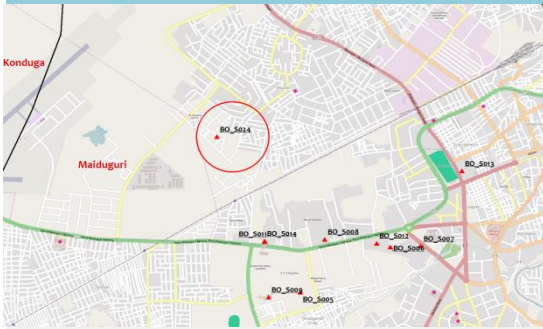
Security provided on-site	No	GBV referral mechanism in place	No
Main security provider	None	Number of women friendly spaces	0
Most common type of security incident	None	Number of child friendly spaces	0
Most common type of GBV incident	Unknown	Most reported problem in receiving support	Unknown

EDUCATION

Location of nearest education facility	Unknown	LIVELIHOOD	
% children going to school	None	Number of families with source of income	0
		Access to income generating activities	No

COMMUNICATION

Main source for obtaining information	Local Leader	Main topic of information requested	Situation in areas of origin
---------------------------------------	--------------	-------------------------------------	------------------------------



450

Households (HH)

1749

Individuals

Round 9

30 April 2016

Site ID	BO_S028
Site Type	Collective Settlement/Centre
Site Classification	Spontaneous
Site Open Date	NULL
Admin 1	BORNO
Admin 2	KAGA
Admin 3	BENISHEIKH
Latitude	11.800580
Longitude	12.476530

DEMOGRAPHICS

Age/Sex	<1 year	1-5 years	6-17 years	18-59 years	>60 years	Total
Male	56	133	263	272	56	780
Female	86	140	318	339	86	969
Total	142	273	581	611	142	1,749

VULNERABLE GROUPS

Pregnant Women	90	5.1%
Breastfeeding Mothers	180	10.3%
Persons with Physical Disabilities	0	0.0%
Persons with Mental Disabilities	0	0.0%
Single Female Headed Households	55	3.1%
Single Male Headed Households	55	3.1%
Older Persons	142	8.1%
Total	522	29.8%

MOBILITY

Place of Origin of Largest IDP Group	BORNO	KAGA	DONGO
Place of Origin of 2nd Largest IDP Group	BORNO	KAGA	DOGOMA / JALORI
Area of intended return for Largest IDP Group	Place of origin		
Barriers to return home for Largest IDP Group	Lack of safety		

SITE MANAGEMENT AGENCY (SMA)

Type of SMA	NULL	Agency Name	NULL
SMA Contact Name	NULL	Phone Number	NULL

SERVICES

SHELTER

% families living outside (no shelter)	None	Most needed NFIs	Blankets/Mats
% families living in tents	None	% HHs with mosquito nets	<25%
% families living in makeshift shelter	<25%	% HHs with access to safe cooking facilities	<25%
% families living indoors (solid walls)	>75%	% HHs with access to electricity	None

HEALTH

Location of health facilities/services	Off-site (>3 km)	Access to health facility/services	No
Health facilities/services provider	Government	Most prevalent health problems	Cough

WASH

Location of site's main water source	On-site (<10 mn)	Total number functioning toilets	0
Liters of water per person per day	5 - 10 ltr	Separate male/female toilets	No
Main problems with drinking water	None	Separate male/female bathing areas	No

FOOD

Access to food	No	Frequency of food distribution	Never
Access to market	No	Supplementary feeding for pregnant/lactant mothers?	No
Most common source for obtaining food	Other	Supplementary feeding for children?	No

PROTECTION

Security provided on-site	Yes	GBV referral mechanism in place	Unknown
Main security provider	Military	Number of women friendly spaces	0
Most common type of security incident	None	Number of child friendly spaces	0
Most common type of GBV incident	Unknown	Most reported problem in receiving support	None

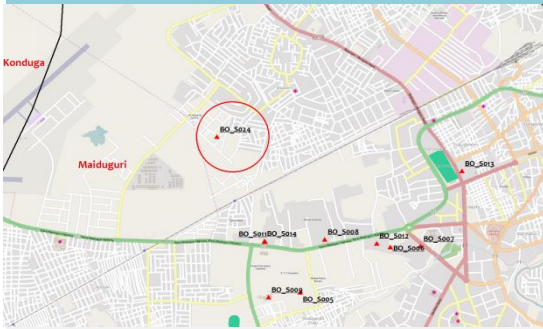
EDUCATION

Location of nearest education facility	None	Number of families with source of income	0
% children going to school	None	Access to income generating activities	Unknown

LIVELIHOOD

COMMUNICATION

Main source for obtaining information	Families/Friends	Main topic of information requested	Safety and Security
---------------------------------------	------------------	-------------------------------------	---------------------


512

Households (HH)

4023

Individuals

Round 9

30 April 2016

DEMOGRAPHICS

Age/Sex	<1 year	1-5 years	6-17 years	18-59 years	>60 years	Total
Male	38	161	653	956	23	1,831
Female	44	243	793	1,085	27	2,192
Total	82	404	1,446	2,041	50	4,023

VULNERABLE GROUPS

Pregnant Women	100	2.5%
Breastfeeding Mothers	110	2.7%
Persons with Physical Disabilities	2	0.0%
Persons with Mental Disabilities	1	0.0%
Single Female Headed Households	10	0.2%
Single Male Headed Households	7	0.2%
Older Persons	50	1.2%
Total	280	7.0%

Site ID	BO_S029
Site Type	Collective Settlement/Centre
Site Classification	Spontaneous
Site Open Date	02/23/2015
Admin 1	BORNO
Admin 2	KAGA
Admin 3	BENISHEIKH
Latitude	11.803200
Longitude	12.495680

MOBILITY

Place of Origin of Largest IDP Group	BORNO	KAGA	DOGOMA / JALORI
Place of Origin of 2nd Largest IDP Group	BORNO	KAGA	AFA/DIG/MAUDORI
Area of intended return for Largest IDP Group	Place of origin		
Barriers to return home for Largest IDP Group	Lack of safety		

SITE MANAGEMENT AGENCY (SMA)

Type of SMA	NULL	Agency Name	NULL
SMA Contact Name	NULL	Phone Number	NULL

SERVICES
SHELTER

% families living outside (no shelter)	<25%	Most needed NFIs	Blankets/Mats
% families living in tents	None	% HHs with mosquito nets	<50%
% families living in makeshift shelter	<25%	% HHs with access to safe cooking facilities	<50%
% families living indoors (solid walls)	>75%	% HHs with access to electricity	None

HEALTH

Location of health facilities/services	Off-site (>3 km)	Access to health facility/services	Yes
Health facilities/services provider	Government	Most prevalent health problems	Fever

WASH

Location of site's main water source	On-site (<10 mn)	Total number functioning toilets	200
Liters of water per person per day	10 - 15 ltr	Separate male/female toilets	No
Main problems with drinking water	None	Separate male/female bathing areas	No

FOOD

Access to food	No	Frequency of food distribution	Never
Access to market	Yes	Supplementary feeding for pregnant/lactant mothers?	No
Most common source for obtaining food	Other	Supplementary feeding for children?	No

PROTECTION

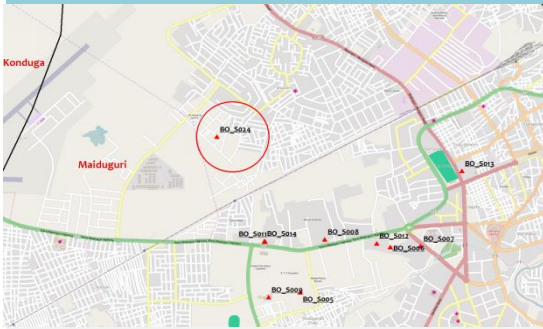
Security provided on-site	Yes	GBV referral mechanism in place	Yes
Main security provider	Self organized	Number of women friendly spaces	0
Most common type of security incident	None	Number of child friendly spaces	0
Most common type of GBV incident	None	Most reported problem in receiving support	None

EDUCATION

Location of nearest education facility	Off-site	Number of families with source of income	450
% children going to school	None	Access to income generating activities	Yes

LIVELIHOOD
COMMUNICATION

Main source for obtaining information	Families/Friends	Main topic of information requested	Access to services
---------------------------------------	------------------	-------------------------------------	--------------------



16

Households (HH)

27

Individuals

Round 9

30 April 2016

Site ID	BO_S030
Site Type	Transitional Centre
Site Classification	Pre Identified/For Relocation
Site Open Date	01/17/2016
Admin 1	BORNO
Admin 2	KONDUGA
Admin 3	AUNO / CHABBOL
Latitude	11.846750
Longitude	13.059150

DEMOGRAPHICS

Age/Sex	<1 year	1-5 years	6-17 years	18-59 years	>60 years	Total
Male	2	1	4	4	1	12
Female	1	1	2	11	0	15
Total	3	2	6	15	1	27

VULNERABLE GROUPS

Pregnant Women	1	3.7%
Breastfeeding Mothers	4	14.8%
Persons with Physical Disabilities	0	0.0%
Persons with Mental Disabilities	0	0.0%
Single Female Headed Households	3	11.1%
Single Male Headed Households	1	3.7%
Older Persons	1	3.7%
Total	10	37.0%

MOBILITY

Place of Origin of Largest IDP Group	BORNO	DIKWA	DIKWA
Place of Origin of 2nd Largest IDP Group	BORNO	KALA BALGE	KALA
Area of intended return for Largest IDP Group	Place of origin		
Barriers to return home for Largest IDP Group	Lack of safety		

SITE MANAGEMENT AGENCY (SMA)

Type of SMA	NULL	Agency Name	NULL
SMA Contact Name	NULL	Phone Number	8053983141

SERVICES

SHELTER

% families living outside (no shelter)	<25%	Most needed NFIs	Bucket/Jerry Can
% families living in tents	None	% HHs with mosquito nets	<50%
% families living in makeshift shelter	None	% HHs with access to safe cooking facilities	None
% families living indoors (solid walls)	>75%	% HHs with access to electricity	None

HEALTH

Location of health facilities/services	On-site (<3 km)	Access to health facility/services	No
Health facilities/services provider	Government	Most prevalent health problems	Fever

WASH

Location of site's main water source	On-site (<10 mn)	Total number functioning toilets	6
Liters of water per person per day	5 - 10 ltr	Separate male/female toilets	No
Main problems with drinking water	Taste	Separate male/female bathing areas	No

FOOD

Access to food	Yes, on site	Frequency of food distribution	Irregular
Access to market	No	Supplementary feeding for pregnant/lactant mothers?	No
Most common source for obtaining food	ost community donation	Supplementary feeding for children?	No

PROTECTION

Security provided on-site	Yes	GBV referral mechanism in place	No
Main security provider	Self organized	Number of women friendly spaces	0
Most common type of security incident	None	Number of child friendly spaces	0
Most common type of GBV incident	None	Most reported problem in receiving support	Unknown

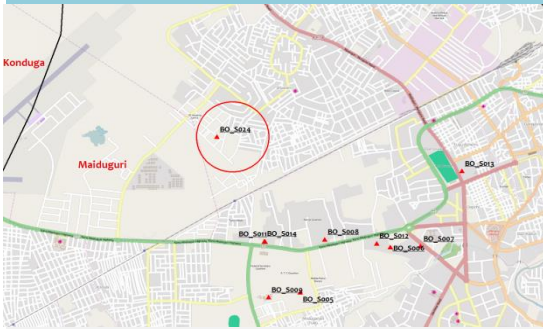
EDUCATION

Location of nearest education facility	Off-site	Number of families with source of income	0
% children going to school	None	Access to income generating activities	No

LIVELIHOOD

COMMUNICATION

Main source for obtaining information	Radio/news	Main topic of information requested	Distribution
---------------------------------------	------------	-------------------------------------	--------------



869

Households (HH)

7666

Individuals

Round 9

30 April 2016

Site ID	BO_S032
Site Type	Camp
Site Classification	Spontaneous
Site Open Date	06/14/2014
Admin 1	BORNO
Admin 2	BIU
Admin 3	KENKEN
Latitude	10.606450
Longitude	12.195880

DEMOGRAPHICS

Age/Sex	<1 year	1-5 years	6-17 years	18-59 years	>60 years	Total
Male	86	590	983	1,371	102	3,132
Female	92	1,343	1,361	1,613	125	4,534
Total	178	1,933	2,344	2,984	227	7,666

VULNERABLE GROUPS

Pregnant Women	231	3.0%
Breastfeeding Mothers	291	3.8%
Persons with Physical Disabilities	2	0.0%
Persons with Mental Disabilities	0	0.0%
Single Female Headed Households	196	2.6%
Single Male Headed Households	38	0.5%
Older Persons	227	3.0%
Total	985	12.8%

MOBILITY

Place of Origin of Largest IDP Group	BORNO	DAMBOA	DAMBOA
Place of Origin of 2nd Largest IDP Group	YOBE	GUJBA	BUNIYADI NORTH / SOUTH
Area of intended return for Largest IDP Group	Place of origin		
Barriers to return home for Largest IDP Group	Lack of safety		

SITE MANAGEMENT AGENCY (SMA)

Type of SMA	Local NGO	Agency Name	NRC BIU
SMA Contact Name	NRC BIU	Phone Number	7039759242

SERVICES

SHELTER

% families living outside (no shelter)	None	Most needed NFIs	Blankets/Mats
% families living in tents	>75%	% HHs with mosquito nets	<50%
% families living in makeshift shelter	None	% HHs with access to safe cooking facilities	<25%
% families living indoors (solid walls)	None	% HHs with access to electricity	<25%

HEALTH

Location of health facilities/services	On-site (<3 km)	Access to health facility/services	Yes
Health facilities/services provider	NGO	Most prevalent health problems	Malnutrition

WASH

Location of site's main water source	On-site (<10 mn)	Total number functioning toilets	14
Liters of water per person per day	5 - 10 ltr	Separate male/female toilets	Yes
Main problems with drinking water	None	Separate male/female bathing areas	Yes

FOOD

Access to food	Yes, on site	Frequency of food distribution	Everyday
Access to market	Yes	Supplementary feeding for pregnant/lactant mothers?	No
Most common source for obtaining food	Distribution	Supplementary feeding for children?	No

PROTECTION

Security provided on-site	Yes	GBV referral mechanism in place	Yes
Main security provider	Military	Number of women friendly spaces	0
Most common type of security incident	Friction among site residents	Number of child friendly spaces	0
Most common type of GBV incident	None	Most reported problem in receiving support	Not enough assistance for all entitled

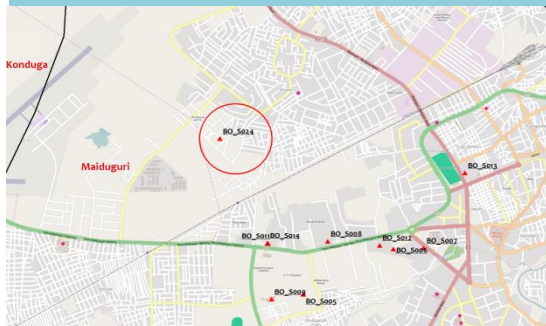
EDUCATION

Location of nearest education facility	On-site	Number of families with source of income	25
% children going to school	<25%	Access to income generating activities	Yes

LIVELIHOOD

COMMUNICATION

Main source for obtaining information	Local Leader	Main topic of information requested	Safety and Security
---------------------------------------	--------------	-------------------------------------	---------------------


49

Households (HH)

343

Individuals

Round 9

30 April 2016

Site ID	BO_S033
Site Type	Collective Settlement/Centre
Site Classification	Spontaneous
Site Open Date	6-Oct-14
Admin 1	BORNO
Admin 2	JERE
Admin 3	DUSUMAN
Latitude	11.865700
Longitude	13.240450

DEMOGRAPHICS						
Age/Sex	<1 year	1-5 years	6-17 years	18-59 years	>60 years	Total
Male	23	41	36	56	4	160
Female	34	27	43	72	7	183
Total	57	68	79	128	11	343

VULNERABLE GROUPS		
Pregnant Women	24	7.0%
Breastfeeding Mothers	57	16.6%
Persons with Physical Disabilities	15	4.4%
Persons with Mental Disabilities	0	0.0%
Single Female Headed Households	10	2.9%
Single Male Headed Households	0	0.0%
Older Persons	11	3.2%
Total	117	34.1%

MOBILITY

Place of Origin of Largest IDP Group	BORNO	MAFA	MAFA
Place of Origin of 2nd Largest IDP Group	BORNO	MARTE	NJINE
Area of intended return for Largest IDP Group	Place of origin		
Barriers to return home for Largest IDP Group	Lack of safety		

SITE MANAGEMENT AGENCY (SMA)

Type of SMA	NULL	Agency Name	NULL
SMA Contact Name	NULL	Phone Number	NULL

SERVICES

SHELTER			
% families living outside (no shelter)	None	Most needed NFIs	Hygiene kits
% families living in tents	None	% HHs with mosquito nets	<50%
% families living in makeshift shelter	>75%	% HHs with access to safe cooking facilities	>75%
% families living indoors (solid walls)	<50%	% HHs with access to electricity	None

HEALTH

Location of health facilities/services	Off-site (<3 km)	Access to health facility/services	Yes
Health facilities/services provider	Unknown	Most prevalent health problems	Fever

WASH

Location of site's main water source	Off-site (>10 mn)	Total number functioning toilets	15
Liters of water per person per day	>15 ltr	Separate male/female toilets	No
Main problems with drinking water	None	Separate male/female bathing areas	No

FOOD

Access to food	Yes, off site	Frequency of food distribution	Irregular
Access to market	Yes	Supplementary feeding for pregnant/lactant mothers?	No
Most common source for obtaining food	Cash	Supplementary feeding for children?	No

PROTECTION

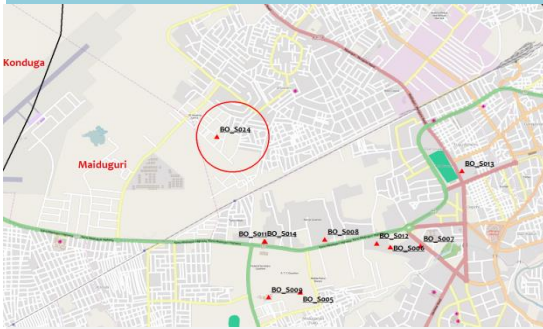
Security provided on-site	No	GBV referral mechanism in place	No
Main security provider	None	Number of women friendly spaces	1
Most common type of security incident	None	Number of child friendly spaces	0
Most common type of GBV incident	None	Most reported problem in receiving support	Not enough assistance for all entitled

EDUCATION

Location of nearest education facility	Off-site	Number of families with source of income	24
% children going to school	<50%	Access to income generating activities	Yes

COMMUNICATION

Main source for obtaining information	Families/Friends	Main topic of information requested	Safety and Security
---------------------------------------	------------------	-------------------------------------	---------------------



52

Households (HH)

145

Individuals

Round 9

30 April 2016

Site ID	BO_S034
Site Type	Collective Settlement/Centre
Site Classification	Spontaneous
Site Open Date	01/14/2014
Admin 1	BORNO
Admin 2	JERE
Admin 3	MAIRI
Latitude	11.811520
Longitude	13.186320

DEMOGRAPHICS

Age/Sex	<1 year	1-5 years	6-17 years	18-59 years	>60 years	Total
Male	3	21	20	21	2	67
Female	4	27	17	29	1	78
Total	7	48	37	50	3	145

VULNERABLE GROUPS

Pregnant Women	8	5.5%
Breastfeeding Mothers	25	17.2%
Persons with Physical Disabilities	8	5.5%
Persons with Mental Disabilities	0	0.0%
Single Female Headed Households	30	20.7%
Single Male Headed Households	20	13.8%
Older Persons	3	2.1%
Total	94	64.8%

MOBILITY

Place of Origin of Largest IDP Group	BORNO	KONDUGA	NULL
Place of Origin of 2nd Largest IDP Group	BORNO	KONDUGA	NULL
Area of intended return for Largest IDP Group	Place of origin		
Barriers to return home for Largest IDP Group	Lack of safety		

SITE MANAGEMENT AGENCY (SMA)

Type of SMA	NULL	Agency Name	NULL
SMA Contact Name	NULL	Phone Number	NULL

SERVICES

SHELTER

% families living outside (no shelter)	None	Most needed NFIs	Blankets/Mats
% families living in tents	None	% HHs with mosquito nets	None
% families living in makeshift shelter	None	% HHs with access to safe cooking facilities	<25%
% families living indoors (solid walls)	>75%	% HHs with access to electricity	None

HEALTH

Location of health facilities/services	None	Access to health facility/services	No
Health facilities/services provider	None	Most prevalent health problems	None

WASH

Location of site's main water source	Off-site (>10 mn)	Total number functioning toilets	2
Liters of water per person per day	>15 ltr	Separate male/female toilets	No
Main problems with drinking water	None	Separate male/female bathing areas	No

FOOD

Access to food	No	Frequency of food distribution	Never
Access to market	Yes	Supplementary feeding for pregnant/lactant mothers?	No
Most common source for obtaining food	Cash	Supplementary feeding for children?	No

PROTECTION

Security provided on-site	No	GBV referral mechanism in place	No
Main security provider	None	Number of women friendly spaces	0
Most common type of security incident	None	Number of child friendly spaces	0
Most common type of GBV incident	None	Most reported problem in receiving support	None

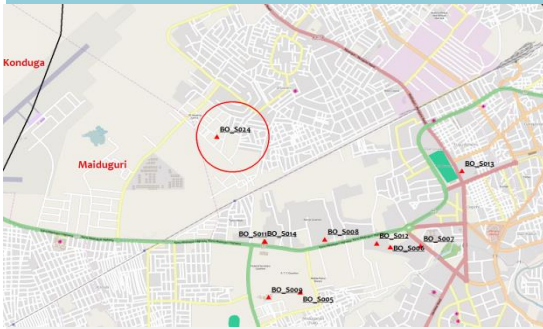
EDUCATION

Location of nearest education facility	Off-site	Number of families with source of income	0
% children going to school	None	Access to income generating activities	No

LIVELIHOOD

COMMUNICATION

Main source for obtaining information	Local Leader	Main topic of information requested	Distribution
---------------------------------------	--------------	-------------------------------------	--------------



22

Households (HH)

159

Individuals

Round 9

30 April 2016

Site ID	BO_S035
Site Type	Collective Settlement/Centre
Site Classification	Spontaneous
Site Open Date	08/14/2014
Admin 1	BORNO
Admin 2	JERE
Admin 3	BALE GALTIMARI
Latitude	11.795343
Longitude	13.181522

DEMOGRAPHICS

Age/Sex	<1 year	1-5 years	6-17 years	18-59 years	>60 years	Total
Male	5	23	22	23	0	73
Female	6	29	19	31	1	86
Total	11	52	41	54	1	159

VULNERABLE GROUPS

Pregnant Women	13	8.2%
Breastfeeding Mothers	18	11.3%
Persons with Physical Disabilities	3	1.9%
Persons with Mental Disabilities	0	0.0%
Single Female Headed Households	0	0.0%
Single Male Headed Households	0	0.0%
Older Persons	1	0.6%
Total	35	22.0%

MOBILITY

Place of Origin of Largest IDP Group	BORNO	KONDUGA	KONDUGA
Place of Origin of 2nd Largest IDP Group	BORNO	BAMA	NULL
Area of intended return for Largest IDP Group	Place of origin		
Barriers to return home for Largest IDP Group	Lack of safety		

SITE MANAGEMENT AGENCY (SMA)

Type of SMA	NULL	Agency Name	NULL
SMA Contact Name	NULL	Phone Number	NULL

SERVICES

SHELTER

% families living outside (no shelter)	None	Most needed NFIs	Kitchen sets
% families living in tents	None	% HHs with mosquito nets	<25%
% families living in makeshift shelter	None	% HHs with access to safe cooking facilities	<25%
% families living indoors (solid walls)	>75%	% HHs with access to electricity	None

HEALTH

Location of health facilities/services	None	Access to health facility/services	No
Health facilities/services provider	None	Most prevalent health problems	Fever

WASH

Location of site's main water source	Off-site (<10 mn)	Total number functioning toilets	8
Liters of water per person per day	>15 ltr	Separate male/female toilets	Yes
Main problems with drinking water	None	Separate male/female bathing areas	Yes

FOOD

Access to food	No	Frequency of food distribution	Never
Access to market	No	Supplementary feeding for pregnant/lactant mothers?	No
Most common source for obtaining food	Cash	Supplementary feeding for children?	No

PROTECTION

Security provided on-site	No	GBV referral mechanism in place	No
Main security provider	None	Number of women friendly spaces	0
Most common type of security incident	None	Number of child friendly spaces	0
Most common type of GBV incident	None	Most reported problem in receiving support	Not enough assistance for all entitled

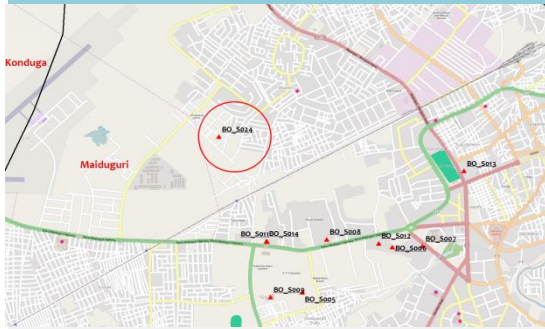
EDUCATION

Location of nearest education facility	Unknown	Number of families with source of income	0
% children going to school	None	Access to income generating activities	No

LIVELIHOOD

COMMUNICATION

Main source for obtaining information	Local Leader	Main topic of information requested	Distribution
---------------------------------------	--------------	-------------------------------------	--------------



37

Households (HH)

168

Individuals

Round 9

30 April 2016

Site ID	BO_S036
Site Type	Collective Settlement/Centre
Site Classification	Spontaneous
Site Open Date	08/14/2014
Admin 1	BORNO
Admin 2	JERE
Admin 3	MAIRI
Latitude	11.809110
Longitude	13.181800

DEMOGRAPHICS

Age/Sex	<1 year	1-5 years	6-17 years	18-59 years	>60 years	Total
Male	7	24	23	24	4	82
Female	9	33	20	23	1	86
Total	16	57	43	47	5	168

VULNERABLE GROUPS

Pregnant Women	4	2.4%
Breastfeeding Mothers	16	9.5%
Persons with Physical Disabilities	3	1.8%
Persons with Mental Disabilities	2	1.2%
Single Female Headed Households	4	2.4%
Single Male Headed Households	4	2.4%
Older Persons	5	3.0%
Total	38	22.6%

MOBILITY

Place of Origin of Largest IDP Group	BORNO	BAMA	NULL
Place of Origin of 2nd Largest IDP Group	BORNO	BAMA	NULL
Area of intended return for Largest IDP Group	Place of origin		
Barriers to return home for Largest IDP Group	Lack of safety		

SITE MANAGEMENT AGENCY (SMA)

Type of SMA	NULL	Agency Name	NULL
SMA Contact Name	NULL	Phone Number	NULL

SERVICES

SHELTER

% families living outside (no shelter)	None	Most needed NFIs	Blankets/Mats
% families living in tents	None	% HHs with mosquito nets	None
% families living in makeshift shelter	None	% HHs with access to safe cooking facilities	<25%
% families living indoors (solid walls)	>75%	% HHs with access to electricity	None

HEALTH

Location of health facilities/services	None	Access to health facility/services	No
Health facilities/services provider	None	Most prevalent health problems	Malaria

WASH

Location of site's main water source	Off-site (<10 mn)	Total number functioning toilets	0
Liters of water per person per day	>15 ltr	Separate male/female toilets	No
Main problems with drinking water	None	Separate male/female bathing areas	No

FOOD

Access to food	No	Frequency of food distribution	Never
Access to market	Yes	Supplementary feeding for pregnant/lactant mothers?	No
Most common source for obtaining food	Cash	Supplementary feeding for children?	No

PROTECTION

Security provided on-site	No	GBV referral mechanism in place	No
Main security provider	None	Number of women friendly spaces	0
Most common type of security incident	None	Number of child friendly spaces	0
Most common type of GBV incident	None	Most reported problem in receiving support	None

EDUCATION

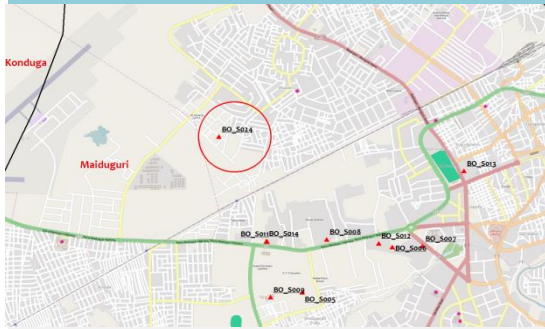
Location of nearest education facility	Off-site
% children going to school	None

LIVELIHOOD

Number of families with source of income	0
Access to income generating activities	No

COMMUNICATION

Main source for obtaining information	Local Leader	Main topic of information requested	Distribution
---------------------------------------	--------------	-------------------------------------	--------------



45

Households (HH)

125

Individuals

Round 9

30 April 2016

DEMOGRAPHICS						
Age/Sex	<1 year	1-5 years	6-17 years	18-59 years	>60 years	Total
Male	9	22	8	15	3	57
Female	13	24	9	17	5	68
Total	22	46	17	32	8	125

Site ID	BO_S037
Site Type	Collective Settlement/Centre
Site Classification	Spontaneous
Site Open Date	NULL
Admin 1	BORNO
Admin 2	MAIDUGURI M. C.
Admin 3	MAISANDARI
Latitude	11.472680
Longitude	13.125833

VULNERABLE GROUPS		
Pregnant Women	9	7.2%
Breastfeeding Mothers	32	25.6%
Persons with Physical Disabilities	0	0.0%
Persons with Mental Disabilities	0	0.0%
Single Female Headed Households	2	1.6%
Single Male Headed Households	0	0.0%
Older Persons	8	6.4%
Total	51	40.8%

MOBILITY			
Place of Origin of Largest IDP Group	BORNO	KONDUGA	KAWURI
Place of Origin of 2nd Largest IDP Group	BORNO	KONDUGA	\WA EAST / MALARI / KANGAMA
Area of intended return for Largest IDP Group	Place of origin		
Barriers to return home for Largest IDP Group	Lack of safety		

SITE MANAGEMENT AGENCY (SMA)			
Type of SMA	NULL	Agency Name	NULL
SMA Contact Name	NULL	Phone Number	NULL

SERVICES			
SHELTER			
% families living outside (no shelter)	<25%	Most needed NFIs	Blankets/Mats
% families living in tents	None	% HHs with mosquito nets	<75%
% families living in makeshift shelter	>75%	% HHs with access to safe cooking facilities	None
% families living indoors (solid walls)	None	% HHs with access to electricity	None

HEALTH			
Location of health facilities/services	Off-site (>3 km)	Access to health facility/services	No
Health facilities/services provider	None	Most prevalent health problems	Malnutrition

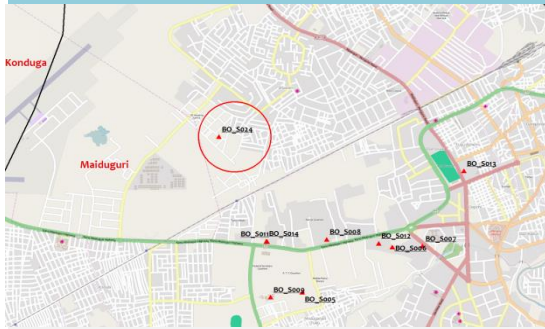
WASH			
Location of site's main water source	Off-site (<10 mn)	Total number functioning toilets	8
Liters of water per person per day	10 - 15 ltr	Separate male/female toilets	No
Main problems with drinking water	None	Separate male/female bathing areas	No

FOOD			
Access to food	No	Frequency of food distribution	Never
Access to market	No	Supplementary feeding for pregnant/lactant mothers?	No
Most common source for obtaining food	None	Supplementary feeding for children?	No

PROTECTION			
Security provided on-site	No	GBV referral mechanism in place	No
Main security provider	None	Number of women friendly spaces	0
Most common type of security incident	None	Number of child friendly spaces	0
Most common type of GBV incident	None	Most reported problem in receiving support	None

EDUCATION		LIVELIHOOD	
Location of nearest education facility	None	Number of families with source of income	5
% children going to school	None	Access to income generating activities	No

COMMUNICATION			
Main source for obtaining information	Local Leader	Main topic of information requested	Safety and Security



27

Households (HH)

130

Individuals

Round 9

30 April 2016

Site ID	BO_S038
Site Type	Collective Settlement/Centre
Site Classification	Spontaneous
Site Open Date	4-Feb-14
Admin 1	BORNO
Admin 2	MAIDUGURI M. C.
Admin 3	MAISANDARI
Latitude	11.472680
Longitude	13.125833

DEMOGRAPHICS

Age/Sex	<1 year	1-5 years	6-17 years	18-59 years	>60 years	Total
Male	6	11	10	26	2	55
Female	7	14	18	33	3	75
Total	13	25	28	59	5	130

VULNERABLE GROUPS

Pregnant Women	2	1.5%
Breastfeeding Mothers	16	12.3%
Persons with Physical Disabilities	0	0.0%
Persons with Mental Disabilities	0	0.0%
Single Female Headed Households	5	3.8%
Single Male Headed Households	0	0.0%
Older Persons	5	3.8%
Total	28	21.5%

MOBILITY

Place of Origin of Largest IDP Group	BORNO	KONDUGA	NYALERI/SANDIA/YEJIWA
Place of Origin of 2nd Largest IDP Group	BORNO	KONDUGA	NULL
Area of intended return for Largest IDP Group	Place of origin		
Barriers to return home for Largest IDP Group	Lack of safety		

SITE MANAGEMENT AGENCY (SMA)

Type of SMA	Individual/Private	Agency Name	N/A
SMA Contact Name	N/A	Phone Number	7037598036

SERVICES

SHELTER

% families living outside (no shelter)	<25%	Most needed NFIs	Blankets/Mats
% families living in tents	>75%	% HHs with mosquito nets	None
% families living in makeshift shelter	<25%	% HHs with access to safe cooking facilities	<25%
% families living indoors (solid walls)	None	% HHs with access to electricity	None

HEALTH

Location of health facilities/services	Off-site (>3 km)	Access to health facility/services	No
Health facilities/services provider	None	Most prevalent health problems	Malnutrition

WASH

Location of site's main water source	On-site (<10 mn)	Total number functioning toilets	2
Liters of water per person per day	10 - 15 ltr	Separate male/female toilets	Yes
Main problems with drinking water	None	Separate male/female bathing areas	Yes

FOOD

Access to food	Yes, off site	Frequency of food distribution	Irregular
Access to market	No	Supplementary feeding for pregnant/lactant mothers?	No
Most common source for obtaining food	Distribution	Supplementary feeding for children?	No

PROTECTION

Security provided on-site	No	GBV referral mechanism in place	No
Main security provider	None	Number of women friendly spaces	0
Most common type of security incident	None	Number of child friendly spaces	0
Most common type of GBV incident	None	Most reported problem in receiving support	None

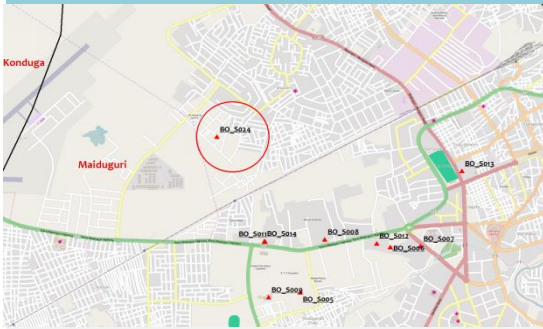
EDUCATION

Location of nearest education facility	Off-site	Number of families with source of income	4
% children going to school	None	Access to income generating activities	Yes

LIVELIHOOD

COMMUNICATION

Main source for obtaining information	Local Leader	Main topic of information requested	Safety and Security
---------------------------------------	--------------	-------------------------------------	---------------------



20
Households (HH)

114
Individuals

Round 9
30 April 2016

Site ID	BO_S039
Site Type	Collective Settlement/Centre
Site Classification	Spontaneous
Site Open Date	NULL
Admin 1	BORNO
Admin 2	MAIDUGURI M. C.
Admin 3	LAMISULA/JABBA MARI
Latitude	11.849510
Longitude	13.140160

DEMOGRAPHICS						
Age/Sex	<1 year	1-5 years	6-17 years	18-59 years	>60 years	Total
Male	9	9	18	18	2	56
Female	7	10	15	23	3	58
Total	16	19	33	41	5	114

VULNERABLE GROUPS		
Pregnant Women	7	6.1%
Breastfeeding Mothers	16	14.0%
Persons with Physical Disabilities	4	3.5%
Persons with Mental Disabilities	1	0.9%
Single Female Headed Households	2	1.8%
Single Male Headed Households	0	0.0%
Older Persons	5	4.4%
Total	35	30.7%

MOBILITY			
Place of Origin of Largest IDP Group	BORNO	GWOZA	ASHIGASHIYA
Place of Origin of 2nd Largest IDP Group	BORNO	GWOZA	NGOSHE
Area of intended return for Largest IDP Group	Place of origin		
Barriers to return home for Largest IDP Group	Lack of safety		

SITE MANAGEMENT AGENCY (SMA)			
Type of SMA	NULL	Agency Name	NULL
SMA Contact Name	NULL	Phone Number	NULL

SERVICES			
SHELTER			
% families living outside (no shelter)	<25%	Most needed NFIs	Blankets/Mats
% families living in tents	None	% HHs with mosquito nets	<50%
% families living in makeshift shelter	None	% HHs with access to safe cooking facilities	<75%
% families living indoors (solid walls)	>75%	% HHs with access to electricity	None

HEALTH			
Location of health facilities/services	Off-site (<3 km)	Access to health facility/services	No
Health facilities/services provider	None	Most prevalent health problems	Malaria

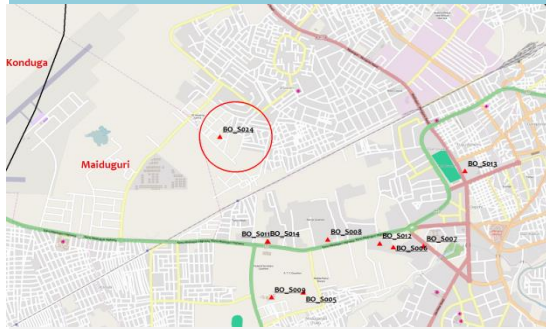
WASH			
Location of site's main water source	Off-site (<10 mn)	Total number functioning toilets	1
Liters of water per person per day	>15 ltr	Separate male/female toilets	No
Main problems with drinking water	None	Separate male/female bathing areas	No

FOOD			
Access to food	Yes, on site	Frequency of food distribution	Irregular
Access to market	No	Supplementary feeding for pregnant/lactant mothers?	No
Most common source for obtaining food	Cash	Supplementary feeding for children?	No

PROTECTION			
Security provided on-site	Yes	GBV referral mechanism in place	No
Main security provider	Self organized	Number of women friendly spaces	0
Most common type of security incident	None	Number of child friendly spaces	0
Most common type of GBV incident	None	Most reported problem in receiving support	Unknown

EDUCATION		LIVELIHOOD	
Location of nearest education facility	None	Number of families with source of income	0
% children going to school	None	Access to income generating activities	Yes

COMMUNICATION			
Main source for obtaining information	Radio/news	Main topic of information requested	Safety and Security


96

Households (HH)

384

Individuals

Round 9

30 April 2016

DEMOGRAPHICS

Age/Sex	<1 year	1-5 years	6-17 years	18-59 years	>60 years	Total
Male	21	35	63	62	7	188
Female	18	44	50	75	9	196
Total	39	79	113	137	16	384

VULNERABLE GROUPS

Pregnant Women	19	4.9%
Breastfeeding Mothers	48	12.5%
Persons with Physical Disabilities	1	0.3%
Persons with Mental Disabilities	2	0.5%
Single Female Headed Households	6	1.6%
Single Male Headed Households	0	0.0%
Older Persons	16	4.2%
Total	92	24.0%

Site ID	BO_S040
Site Type	Collective Settlement/Centre
Site Classification	Spontaneous
Site Open Date	7-Apr-14
Admin 1	BORNO
Admin 2	MAIDUGURI M. C.
Admin 3	LAMISULA/JABBA MARI
Latitude	11.844070
Longitude	13.117360

MOBILITY

Place of Origin of Largest IDP Group	BORNO	GWOZA	JOHODE/CHIKIDE/KUGHUM
Place of Origin of 2nd Largest IDP Group	ADAMAWA	HONG	HONG
Area of intended return for Largest IDP Group	Place of origin		
Barriers to return home for Largest IDP Group	Lack of safety		

SITE MANAGEMENT AGENCY (SMA)

Type of SMA	NULL	Agency Name	NULL
SMA Contact Name	NULL	Phone Number	NULL

SERVICES
SHELTER

% families living outside (no shelter)	<25%	Most needed NFIs	Kitchen sets
% families living in tents	>75%	% HHs with mosquito nets	>75%
% families living in makeshift shelter	<25%	% HHs with access to safe cooking facilities	>75%
% families living indoors (solid walls)	<50%	% HHs with access to electricity	None

HEALTH

Location of health facilities/services	Off-site (>3 km)	Access to health facility/services	Yes
Health facilities/services provider	INGO	Most prevalent health problems	Malaria

WASH

Location of site's main water source	On-site (<10 mn)	Total number functioning toilets	3
Liters of water per person per day	>15 ltr	Separate male/female toilets	Yes
Main problems with drinking water	None	Separate male/female bathing areas	Yes

FOOD

Access to food	Yes, on site	Frequency of food distribution	Irregular
Access to market	No	Supplementary feeding for pregnant/lactant mothers?	No
Most common source for obtaining food	Distribution	Supplementary feeding for children?	No

PROTECTION

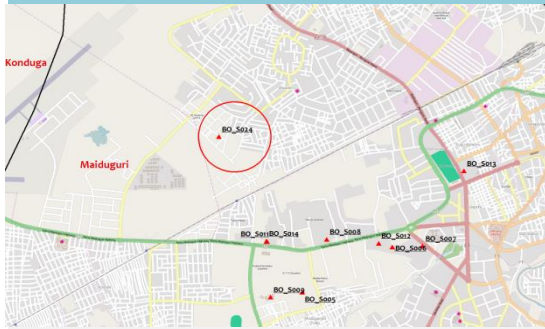
Security provided on-site	Yes	GBV referral mechanism in place	Yes
Main security provider	Self organized	Number of women friendly spaces	0
Most common type of security incident	None	Number of child friendly spaces	0
Most common type of GBV incident	None	Most reported problem in receiving support	Not enough assistance for all entitled

EDUCATION

Location of nearest education facility	Off-site	Number of families with source of income	5
% children going to school	<75%	Access to income generating activities	Yes

LIVELIHOOD
COMMUNICATION

Main source for obtaining information	Site Management	Main topic of information requested	Safety and Security
---------------------------------------	-----------------	-------------------------------------	---------------------



60

Households (HH)

780

Individuals

Round 9

30 April 2016

Site ID	BO_S041
Site Type	Collective Settlement/Centre
Site Classification	Spontaneous
Site Open Date	09/14/2014
Admin 1	BORNO
Admin 2	MAIDUGURI M. C.
Admin 3	MAISANDARI
Latitude	11.798390
Longitude	13.135120

DEMOGRAPHICS

Age/Sex	<1 year	1-5 years	6-17 years	18-59 years	>60 years	Total
Male	25	115	36	187	2	365
Female	39	118	45	203	10	415
Total	64	233	81	390	12	780

VULNERABLE GROUPS

Pregnant Women	30	3.8%
Breastfeeding Mothers	84	10.8%
Persons with Physical Disabilities	3	0.4%
Persons with Mental Disabilities	4	0.5%
Single Female Headed Households	15	1.9%
Single Male Headed Households	0	0.0%
Older Persons	12	1.5%
Total	148	19.0%

MOBILITY

Place of Origin of Largest IDP Group	BORNO	KONDUGA	MASBA / DALWA WEST
Place of Origin of 2nd Largest IDP Group	BORNO	KONDUGA	KONDUGA
Area of intended return for Largest IDP Group	Place of origin		
Barriers to return home for Largest IDP Group	Lack of safety		

SITE MANAGEMENT AGENCY (SMA)

Type of SMA	Individual/Private	Agency Name	MODU GARTAR
SMA Contact Name	MODU GARTAR	Phone Number	N/A

SERVICES

SHELTER

% families living outside (no shelter)	<25%	Most needed NFIs	Blankets/Mats
% families living in tents	<25%	% HHs with mosquito nets	<50%
% families living in makeshift shelter	>75%	% HHs with access to safe cooking facilities	<50%
% families living indoors (solid walls)	None	% HHs with access to electricity	None

HEALTH

Location of health facilities/services	None	Access to health facility/services	No
Health facilities/services provider	None	Most prevalent health problems	Fever

WASH

Location of site's main water source	Off-site (>10 mn)	Total number functioning toilets	12
Liters of water per person per day	10 - 15 ltr	Separate male/female toilets	No
Main problems with drinking water	None	Separate male/female bathing areas	Yes

FOOD

Access to food	No	Frequency of food distribution	Never
Access to market	No	Supplementary feeding for pregnant/lactant mothers?	No
Most common source for obtaining food	Cash	Supplementary feeding for children?	No

PROTECTION

Security provided on-site	No	GBV referral mechanism in place	No
Main security provider	None	Number of women friendly spaces	0
Most common type of security incident	None	Number of child friendly spaces	0
Most common type of GBV incident	None	Most reported problem in receiving support	None

EDUCATION

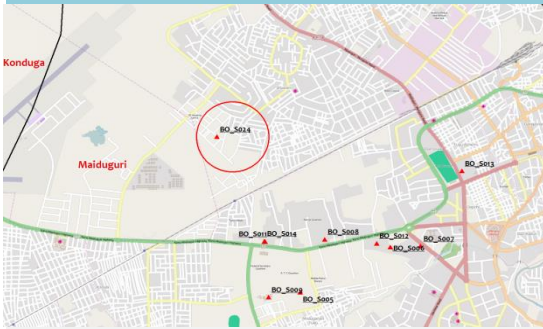
Location of nearest education facility	None
% children going to school	None

LIVELIHOOD

Number of families with source of income	10
Access to income generating activities	Yes

COMMUNICATION

Main source for obtaining information	Local Leader	Main topic of information requested	Situation in areas of origin
---------------------------------------	--------------	-------------------------------------	------------------------------



102

Households (HH)

303

Individuals

Round 9

30 April 2016

Site ID	BO_S042
Site Type	Collective Settlement/Centre
Site Classification	Spontaneous
Site Open Date	12-Mar-14
Admin 1	BORNO
Admin 2	MAIDUGURI M. C.
Admin 3	BOLORI I
Latitude	11.866231
Longitude	13.116680

DEMOGRAPHICS

Age/Sex	<1 year	1-5 years	6-17 years	18-59 years	>60 years	Total
Male	2	31	41	67	2	143
Female	3	34	47	73	3	160
Total	5	65	88	140	5	303

VULNERABLE GROUPS

Pregnant Women	8	2.6%
Breastfeeding Mothers	17	5.6%
Persons with Physical Disabilities	0	0.0%
Persons with Mental Disabilities	0	0.0%
Single Female Headed Households	4	1.3%
Single Male Headed Households	5	1.7%
Older Persons	5	1.7%
Total	39	12.9%

MOBILITY

Place of Origin of Largest IDP Group	BORNO	KUKAWA	BAGA
Place of Origin of 2nd Largest IDP Group	BORNO	MOBBAR	DAMASAK
Area of intended return for Largest IDP Group	Place of origin		
Barriers to return home for Largest IDP Group	Lack of safety		

SITE MANAGEMENT AGENCY (SMA)

Type of SMA	NULL	Agency Name	NULL
SMA Contact Name	NULL	Phone Number	NA

SERVICES

SHELTER

% families living outside (no shelter)	None	Most needed NFIs	Blankets/Mats
% families living in tents	<25%	% HHs with mosquito nets	>75%
% families living in makeshift shelter	None	% HHs with access to safe cooking facilities	>75%
% families living indoors (solid walls)	>75%	% HHs with access to electricity	None

HEALTH

Location of health facilities/services	Off-site (<3 km)	Access to health facility/services	Yes
Health facilities/services provider	None	Most prevalent health problems	Malaria

WASH

Location of site's main water source	Off-site (<10 mn)	Total number functioning toilets	0
Liters of water per person per day	>15 ltr	Separate male/female toilets	No
Main problems with drinking water	None	Separate male/female bathing areas	No

FOOD

Access to food	Yes, off site	Frequency of food distribution	Irregular
Access to market	Yes	Supplementary feeding for pregnant/lactant mothers?	No
Most common source for obtaining food	Cash	Supplementary feeding for children?	Yes

PROTECTION

Security provided on-site	Yes	GBV referral mechanism in place	No
Main security provider	Self organized	Number of women friendly spaces	0
Most common type of security incident	None	Number of child friendly spaces	0
Most common type of GBV incident	None	Most reported problem in receiving support	Non-affected groups are given humanitarian assistance

EDUCATION

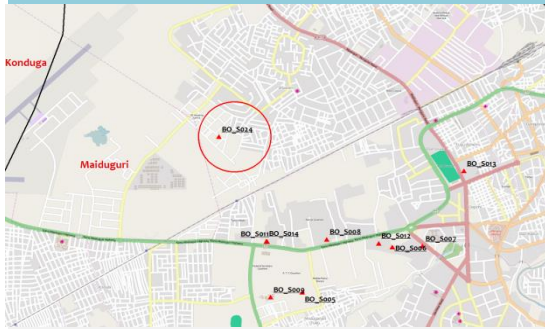
Location of nearest education facility	On-site
% children going to school	<25%

LIVELIHOOD

Number of families with source of income	1
Access to income generating activities	Yes

COMMUNICATION

Main source for obtaining information	Families/Friends	Main topic of information requested	Access to services
---------------------------------------	------------------	-------------------------------------	--------------------



10

Households (HH)

72

Individuals

Round 9

30 April 2016

Site ID	BO_S043
Site Type	Collective Settlement/Centre
Site Classification	Spontaneous
Site Open Date	8-Sep-14
Admin 1	BORNO
Admin 2	MAIDUGURI M. C.
Admin 3	BOLORI I
Latitude	11.831760
Longitude	13.100480

DEMOGRAPHICS						
Age/Sex	<1 year	1-5 years	6-17 years	18-59 years	>60 years	Total
Male	3	4	9	11	2	29
Female	2	3	6	29	3	43
Total	5	7	15	40	5	72

VULNERABLE GROUPS		
Pregnant Women	2	2.8%
Breastfeeding Mothers	7	9.7%
Persons with Physical Disabilities	0	0.0%
Persons with Mental Disabilities	1	1.4%
Single Female Headed Households	1	1.4%
Single Male Headed Households	0	0.0%
Older Persons	5	6.9%
Total	16	22.2%

MOBILITY			
Place of Origin of Largest IDP Group	BORNO	GWOZA	NULL
Place of Origin of 2nd Largest IDP Group	BORNO	GWOZA	NULL
Area of intended return for Largest IDP Group	Place of origin		
Barriers to return home for Largest IDP Group	Lack of safety		

SITE MANAGEMENT AGENCY (SMA)			
Type of SMA	NULL	Agency Name	NULL
SMA Contact Name	NULL	Phone Number	NULL

SERVICES			
SHELTER			
% families living outside (no shelter)	None	Most needed NFIs	Kitchen sets
% families living in tents	None	% HHs with mosquito nets	None
% families living in makeshift shelter	None	% HHs with access to safe cooking facilities	None
% families living indoors (solid walls)	>75%	% HHs with access to electricity	None

HEALTH			
Location of health facilities/services	None	Access to health facility/services	No
Health facilities/services provider	None	Most prevalent health problems	Fever

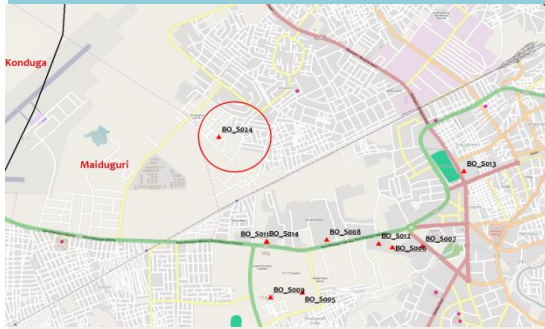
WASH			
Location of site's main water source	Off-site (<10 mn)	Total number functioning toilets	0
Liters of water per person per day	>15 ltr	Separate male/female toilets	No
Main problems with drinking water	None	Separate male/female bathing areas	No

FOOD			
Access to food	No	Frequency of food distribution	Never
Access to market	No	Supplementary feeding for pregnant/lactant mothers?	No
Most common source for obtaining food	Cash	Supplementary feeding for children?	No

PROTECTION			
Security provided on-site	No	GBV referral mechanism in place	No
Main security provider	None	Number of women friendly spaces	0
Most common type of security incident	None	Number of child friendly spaces	0
Most common type of GBV incident	None	Most reported problem in receiving support	None

EDUCATION		LIVELIHOOD	
Location of nearest education facility	None	Number of families with source of income	0
% children going to school	None	Access to income generating activities	No

COMMUNICATION			
Main source for obtaining information	Local Leader	Main topic of information requested	Distribution


33

Households (HH)

207

Individuals

Round 9

30 April 2016

Site ID	BO_S044
Site Type	Collective Settlement/Centre
Site Classification	Spontaneous
Site Open Date	NULL
Admin 1	BORNO
Admin 2	KONDUGA
Admin 3	AUNO / CHABBOL
Latitude	11.485810
Longitude	13.425800

DEMOGRAPHICS

Age/Sex	<1 year	1-5 years	6-17 years	18-59 years	>60 years	Total
Male	8	39	22	33	4	106
Female	10	37	27	25	2	101
Total	18	76	49	58	6	207

VULNERABLE GROUPS

Pregnant Women	10	4.8%
Breastfeeding Mothers	32	15.5%
Persons with Physical Disabilities	1	0.5%
Persons with Mental Disabilities	1	0.5%
Single Female Headed Households	3	1.4%
Single Male Headed Households	2	1.0%
Older Persons	6	2.9%
Total	55	26.6%

MOBILITY

Place of Origin of Largest IDP Group	BORNO	KUKAWA	BAGA
Place of Origin of 2nd Largest IDP Group	BORNO	KONDUGA	KONDUGA
Area of intended return for Largest IDP Group	Place of origin		
Barriers to return home for Largest IDP Group	Lack of safety		

SITE MANAGEMENT AGENCY (SMA)

Type of SMA	NULL	Agency Name	NULL
SMA Contact Name	NULL	Phone Number	NA

SERVICES
SHELTER

% families living outside (no shelter)	None	Most needed NFIs	Mosquito nets
% families living in tents	<25%	% HHs with mosquito nets	<25%
% families living in makeshift shelter	None	% HHs with access to safe cooking facilities	<25%
% families living indoors (solid walls)	>75%	% HHs with access to electricity	None

HEALTH

Location of health facilities/services	Off-site (>3 km)	Access to health facility/services	No
Health facilities/services provider	Government	Most prevalent health problems	Cough

WASH

Location of site's main water source	On-site (<10 mn)	Total number functioning toilets	18
Liters of water per person per day	5 - 10 ltr	Separate male/female toilets	No
Main problems with drinking water	None	Separate male/female bathing areas	No

FOOD

Access to food	No	Frequency of food distribution	Never
Access to market	No	Supplementary feeding for pregnant/lactant mothers?	No
Most common source for obtaining food	Other	Supplementary feeding for children?	No

PROTECTION

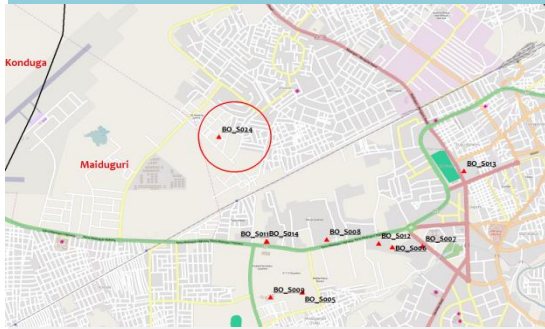
Security provided on-site	Yes	GBV referral mechanism in place	Yes
Main security provider	Self organized	Number of women friendly spaces	0
Most common type of security incident	None	Number of child friendly spaces	0
Most common type of GBV incident	Domestic violence	Most reported problem in receiving support	None

EDUCATION

Location of nearest education facility	Off-site	Number of families with source of income	24
% children going to school	None	Access to income generating activities	Yes

LIVELIHOOD
COMMUNICATION

Main source for obtaining information	Radio/news	Main topic of information requested	Access to services
---------------------------------------	------------	-------------------------------------	--------------------



8
Households (HH)

57
Individuals

Round 9
30 April 2016

Site ID	BO_S045
Site Type	Collective Settlement/Centre
Site Classification	Spontaneous
Site Open Date	8-Aug-14
Admin 1	BORNO
Admin 2	JERE
Admin 3	BALE GALTIMARI
Latitude	11.806433
Longitude	13.176715

DEMOGRAPHICS

Age/Sex	<1 year	1-5 years	6-17 years	18-59 years	>60 years	Total
Male	3	17	4	5	0	29
Female	2	13	6	7	0	28
Total	5	30	10	12	0	57

VULNERABLE GROUPS

Pregnant Women	0	0.0%
Breastfeeding Mothers	6	10.5%
Persons with Physical Disabilities	0	0.0%
Persons with Mental Disabilities	0	0.0%
Single Female Headed Households	0	0.0%
Single Male Headed Households	0	0.0%
Older Persons	0	0.0%
Total	6	10.5%

MOBILITY

Place of Origin of Largest IDP Group	BORNO	MONGUNO	NULL
Place of Origin of 2nd Largest IDP Group	BORNO	MONGUNO	NULL
Area of intended return for Largest IDP Group	Place of origin		
Barriers to return home for Largest IDP Group	Lack of safety		

SITE MANAGEMENT AGENCY (SMA)

Type of SMA	NULL	Agency Name	NULL
SMA Contact Name	NULL	Phone Number	NULL

SERVICES

SHELTER

% families living outside (no shelter)	None	Most needed NFIs	Kitchen sets
% families living in tents	None	% HHs with mosquito nets	<25%
% families living in makeshift shelter	None	% HHs with access to safe cooking facilities	<25%
% families living indoors (solid walls)	>75%	% HHs with access to electricity	None

HEALTH

Location of health facilities/services	Unknown	Access to health facility/services	No
Health facilities/services provider	None	Most prevalent health problems	Cough

WASH

Location of site's main water source	On-site (<10 mn)	Total number functioning toilets	2
Liters of water per person per day	>15 ltr	Separate male/female toilets	No
Main problems with drinking water	None	Separate male/female bathing areas	No

FOOD

Access to food	No	Frequency of food distribution	Never
Access to market	Yes	Supplementary feeding for pregnant/lactant mothers?	No
Most common source for obtaining food	Cash	Supplementary feeding for children?	No

PROTECTION

Security provided on-site	No	GBV referral mechanism in place	No
Main security provider	None	Number of women friendly spaces	0
Most common type of security incident	None	Number of child friendly spaces	0
Most common type of GBV incident	None	Most reported problem in receiving support	None

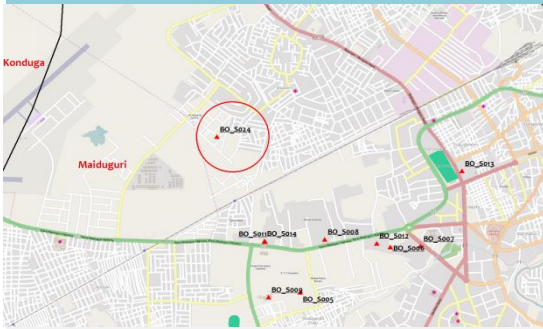
EDUCATION

Location of nearest education facility	On-site	Number of families with source of income	4
% children going to school	>75%	Access to income generating activities	Yes

LIVELIHOOD

COMMUNICATION

Main source for obtaining information	Local Leader	Main topic of information requested	Distribution
---------------------------------------	--------------	-------------------------------------	--------------



31

Households (HH)

159

Individuals

Round 9

30 April 2016

Site ID	BO_S046
Site Type	Collective Settlement/Centre
Site Classification	Spontaneous
Site Open Date	6-Apr-14
Admin 1	BORNO
Admin 2	KONDUGA
Admin 3	AUNO / CHABBOL
Latitude	11.907050
Longitude	13.091800

DEMOGRAPHICS

Age/Sex	<1 year	1-5 years	6-17 years	18-59 years	>60 years	Total
Male	10	27	18	20	2	77
Female	8	20	23	28	3	82
Total	18	47	41	48	5	159

VULNERABLE GROUPS

Pregnant Women	3	1.9%
Breastfeeding Mothers	57	35.8%
Persons with Physical Disabilities	1	0.6%
Persons with Mental Disabilities	1	0.6%
Single Female Headed Households	9	5.7%
Single Male Headed Households	1	0.6%
Older Persons	5	3.1%
Total	77	48.4%

MOBILITY

Place of Origin of Largest IDP Group	BORNO	GWOZA	NGOSHE
Place of Origin of 2nd Largest IDP Group	BORNO	GWOZA	NULL
Area of intended return for Largest IDP Group	Place of origin		
Barriers to return home for Largest IDP Group	Lack of safety		

SITE MANAGEMENT AGENCY (SMA)

Type of SMA	None	Agency Name	NA
SMA Contact Name	NA	Phone Number	NULL

SERVICES

SHELTER

% families living outside (no shelter)	<25%	Most needed NFIs	Soap
% families living in tents	None	% HHs with mosquito nets	>75%
% families living in makeshift shelter	None	% HHs with access to safe cooking facilities	>75%
% families living indoors (solid walls)	<50%	% HHs with access to electricity	None

HEALTH

Location of health facilities/services	Off-site (<3 km)	Access to health facility/services	Yes
Health facilities/services provider	INGO	Most prevalent health problems	Cough

WASH

Location of site's main water source	Off-site (>10 mn)	Total number functioning toilets	1
Liters of water per person per day	>15 ltr	Separate male/female toilets	No
Main problems with drinking water	None	Separate male/female bathing areas	No

FOOD

Access to food	Yes, on site	Frequency of food distribution	Everyday
Access to market	No	Supplementary feeding for pregnant/lactant mothers?	No
Most common source for obtaining food	Distribution	Supplementary feeding for children?	No

PROTECTION

Security provided on-site	Yes	GBV referral mechanism in place	No
Main security provider	Self organized	Number of women friendly spaces	1
Most common type of security incident	Alcohol/drug-related disturbance	Number of child friendly spaces	2
Most common type of GBV incident	None	Most reported problem in receiving support	Not enough assistance for all entitled

EDUCATION

Location of nearest education facility	Off-site	Number of families with source of income	0
% children going to school	>75%	Access to income generating activities	No

LIVELIHOOD

COMMUNICATION

Main source for obtaining information	Radio/news	Main topic of information requested	Safety and Security
---------------------------------------	------------	-------------------------------------	---------------------