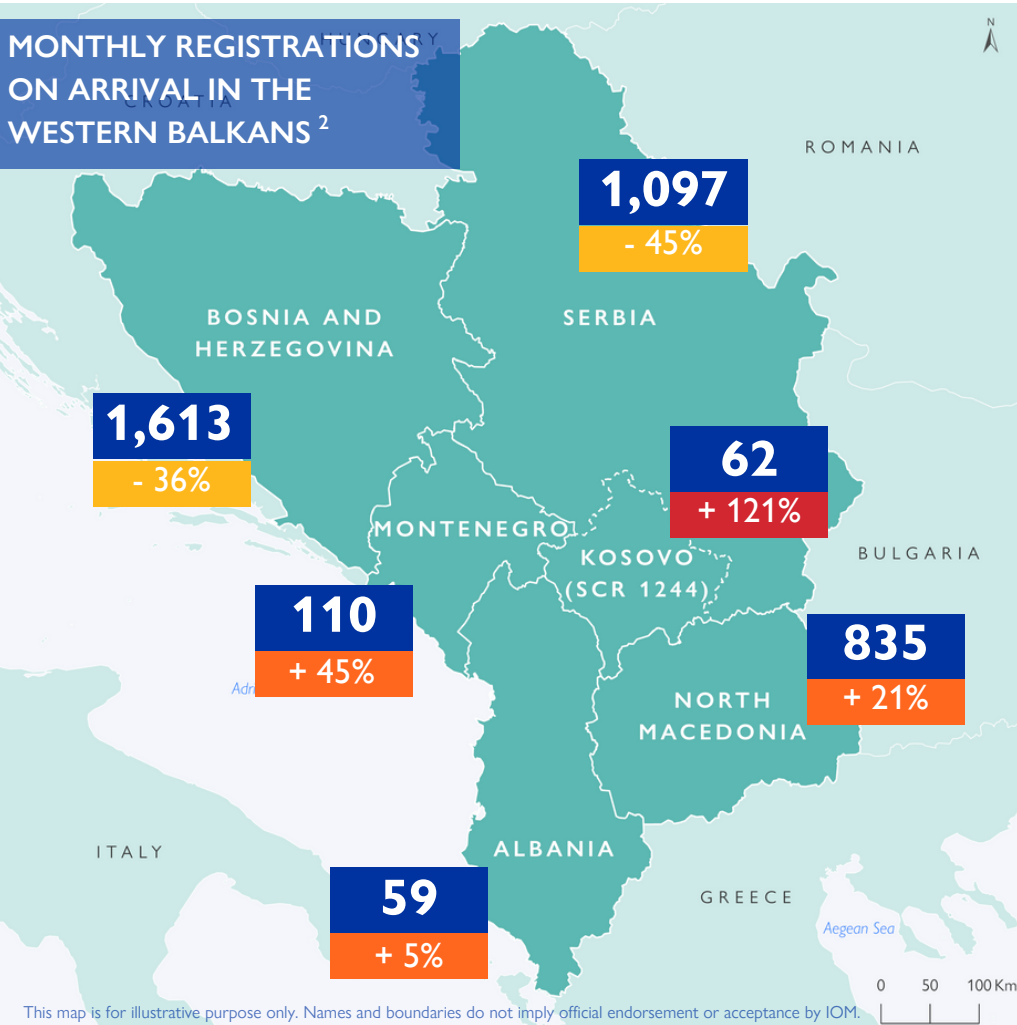


REGISTRATIONS ON ARRIVAL ¹

MONTHLY REGISTRATIONS ON ARRIVAL IN THE WESTERN BALKANS ²



3,776

REGISTRATIONS ON ARRIVAL IN FEBRUARY 2024

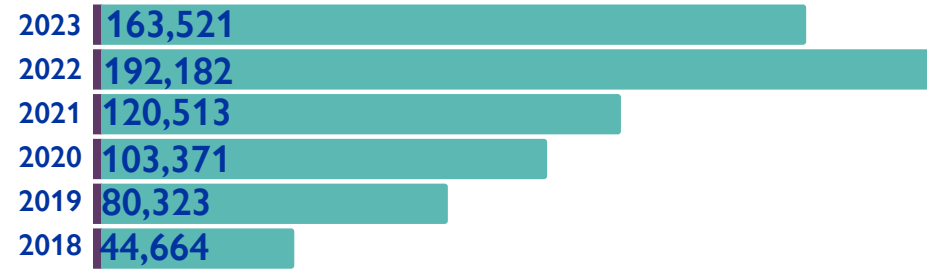
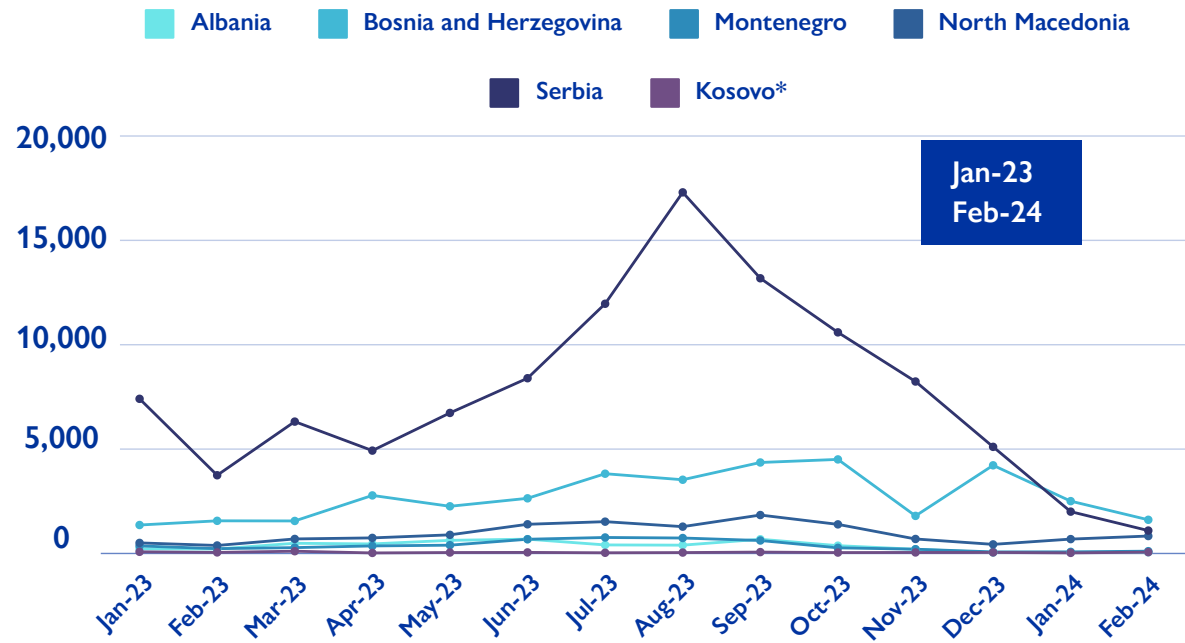
-29%

COMPARED TO JANUARY 2024

9,135

TOTAL REGISTRATIONS ON ARRIVAL IN 2024

MONTHLY REGISTRATIONS ON ARRIVAL IN THE WESTERN BALKANS



This map is for illustrative purpose only. Names and boundaries do not imply official endorsement or acceptance by IOM.

* References to Kosovo shall be understood to be in the context of the United Nations Security Council Resolution 1244 (1999).

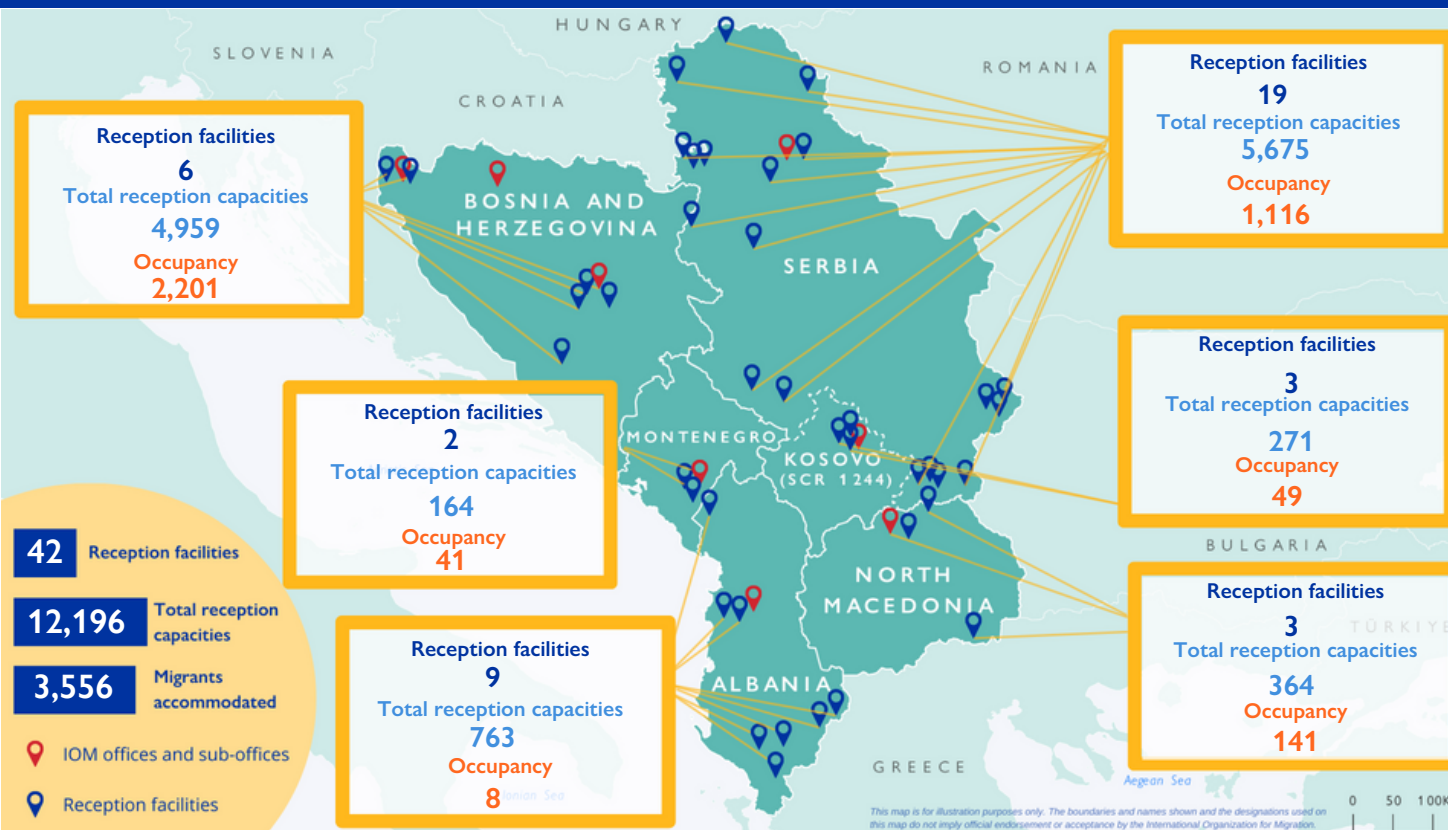
¹ "Registrations on arrival" refer to any interception and/or registration by an official authority of an irregular entry at the border, by sea, in airports, or on the territory.

² The data displayed in this brief is non-final and subject to consolidation. Please check the website below for more information: [Europe Arrivals](https://www.iom.int/Europe-Arrivals) | [Displacement Tracking Matrix](https://www.iom.int/Displacement-Tracking-Matrix) (iom.int)

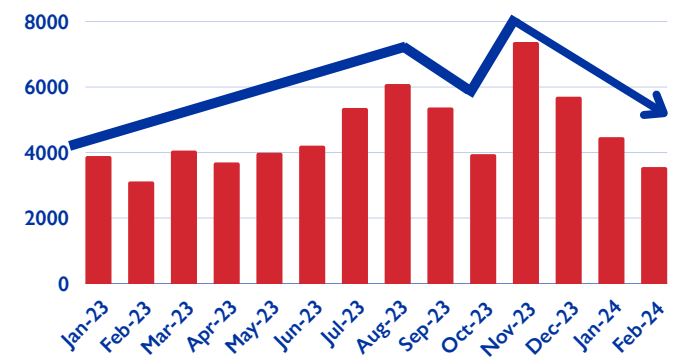
TOP 3 NATIONALITIES ON ARRIVAL IN FEBRUARY 2024 ^{3 4}

Albania	Syrian Arab Republic (31%) ↓ -23%	Nepal (27%) ↑ +20%	Palestinian Territories (12%)**
Bosnia and Herzegovina	Syrian Arab Republic (37%) ↓ -12%	Afghanistan (20%) ↑ +6%	Türkiye (10%) ↑ +4%
Montenegro	Morocco (16%) ↑ +3%	Pakistan (15%) ↑ +7%	Syrian Arab Republic (15%) ↑ +12%
North Macedonia	Syrian Arab Republic (79%) ↑ +4%	Iraq (4%) ↑ +4%	Nepal (3%) ↑ +1%
Kosovo*	Syrian Arab Republic (28%) ↑ +14%	Morocco (16%) ↓ -34%	Serbia (16%)**

MIGRANT RECEPTION FACILITIES - SNAPSHOT FEBRUARY 2024 ^{5 6}



TRENDS IN FACILITIES' OCCUPANCY



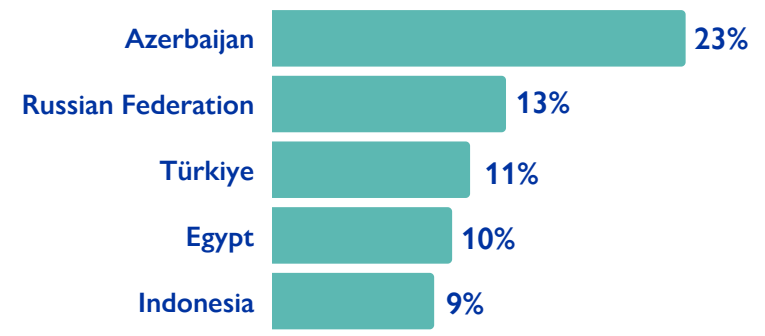
3 Data on nationalities on arrivals to Serbia is not available.
4 Percentage increases or decreases refer to changes in the percentage share of nationalities, and not in total numbers.
5 The data for Albania refer to the cumulative number of migrants registered in the existing structures in February by the Border and Migration Department within the Border Police of Albania.
6 Based on the latest available data in February 2024.
** No registrations were recorded in the previous month

VOLUNTARY RETURNS AND REINTEGRATION


ASSISTED VOLUNTARY RETURNS FROM THE WESTERN BALKANS

	Albania	Bosnia and Herzegovina	Montenegro	North Macedonia	Serbia	Kosovo*	Total
Total returns in 2024	1	37	17	0	13	2	70
Total returns 2016 - 2023	18	1,420	124	115	1,204	45	2,926

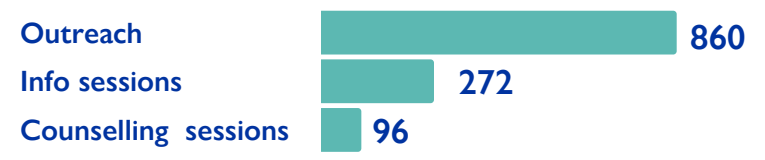
TOP COUNTRIES OF RETURN



NUMBER OF IN-KIND REINTEGRATION GRANTS ⁷



TOTAL NUMBER OF REACHED MIGRANTS



⁷ The total number of reintegration grants does not reflect the total number of grants per category as one reintegration package can include different categories.

IOM activities funded by:



Funded by the European Union



Norwegian Ministry of Foreign Affairs



MINISTRY OF FOREIGN AFFAIRS OF DENMARK



Ministry of Foreign Affairs and International Cooperation of Italy



UK Government