



Flow Monitoring - Spontaneous Returns of Undocumented Afghans from Pakistan

7th - 13th October 2018



Overall returnees through **Torkham and Chaman** since January 2018 **25,471**

For this reporting period **132** interviews were conducted comprising of the following categories

- 69%** *Undocumented families
- 28%** *Undocumented individuals travelling with documented families
- 3%** *Undocumented individuals travelling alone

* interviews were conducted at both transit points, Torkham and Chaman/Spin Boldak

WHO IS AN UNDOCUMENTED AFGHAN

- Individuals with No Documents
- Individuals with No Passport or Lapsed Visa
- Individuals with Tazkira
- Individuals with Expired POR Card
- Individuals with ACC Card
- Individuals with ACC Token

- 69%** Individuals with no documents
Afghans who do not have any legal document (POR, ACC, VISA)
- 17%** Individuals with ACC
Individuals with Afghan Citizen Card (ACC)
- 10%** Individuals with Tazkira
Afghan ID card that comes under the undocumented Afghans category
- 4%** Individuals with ACC Token
Individuals who received token to obtain ACC
- 0%** Individuals with Expired POR Card
Proof of Registration (POR) cards that have expired before 2015
- 0%** Individuals with no Passport or Expired Visa
Afghans with expired visa or passport without visa



533 Undocumented Afghan individuals returned to Afghanistan through the **Torkham and Chaman/Spin Boldak** border. **301** individuals used the **Torkham** border crossing while **232** individuals crossed through **Chaman/Spin Boldak** border crossing.

RESPONDENT'S PROFILE

Respondents by Gender

61% Male, **39% Female**

Age Group of Respondents

Age Group	Gender	Total %
5 - 17 Yr		2%
18 - 59 Yr		90%
60 + Yr		8%

RETURNEE'S PROFILE

Age-Gender Disaggregation (Individuals)

Total Female: **57.4%**, Total Male: **42.6%**

Age Group	Female %	Male %
60+ Yr	1.9%	1.5%
18-59 Yr	26.5%	15.1%
5 - 17 Yr	17.9%	14.2%
0 - 4 Yr	11.1%	11.8%

VULNERABLE CASES

Overall **91%** individuals were identified as vulnerable during this reporting period

- 36%** Elderly Members
- 2%** Disabled Persons
- 43%** Chronically ill persons
- 2%** Pregnant Women
- 2%** Female Headed Households
- 15%** *Widows + Other

* Other category include **2%** Mentally ill

TRANSPORT & ASSETS

Overall **108** vehicles crossed from **Torkham and Chaman/Spin Boldak** borders. Majority of the returnees used **Pickups and Trucks (51% and 43% respectively)** to return to Afghanistan. **Cash & Household Items** were reported as highest priority assets for migrants returning to Afghanistan.

* % of Households travelling with assets to Afghanistan

Border	Asset Type	Female %	Male %
Torkham	Household Items or Personal Belongings	40%	60%
	Productive Assets	32%	68%
	Families Carrying Cash	35%	65%
	Livestock	50%	50%
	Own Transportation	0%	100%
	Household Items or Personal Belongings	0%	100%
Chaman	Household Items or Personal Belongings	0%	100%
	Productive Assets	0%	100%
	Families Carrying Cash	2%	98%
	Livestock	0%	100%
	Own Transportation	0%	100%
	Household Items or Personal Belongings	0%	100%

Transport Type Summary

Transport Type	Percentage	Average Individuals per Vehicle
Truck	43%	7
Pickup	51%	6
Bus	6%	7
Rented Car	0%	-
By Foot	0%	-

RETURNS & ACC CARD DISTRIBUTION

Legend: **Torkham** (Blue line), **Chaman** (Orange line), **ACC Applications Received** (Green circles), **ACC Card Distributed** (Purple circles), **Key Events** (Green box)

Initiation of ACC Centers Closing (9 - Mar - 2018)



PUSH AND PULL FACTORS RECORDED BASED ON RETURNEES RESPONSE



Push factors: Factors which discourage undocumented Afghan nationals from staying in host country.

PUSH FACTORS

- Economic Factors
- Afraid of Being Deported
- Camp Closure
- Returning Home
- Undocumented

PULL FACTORS

- Improvement in Security Situation
- Availability of Assistance in Afghanistan
- Reunion with Family and relatives
- Own Country

Pull factors: Factors which encourage undocumented Afghan nationals to return to their country of origin.

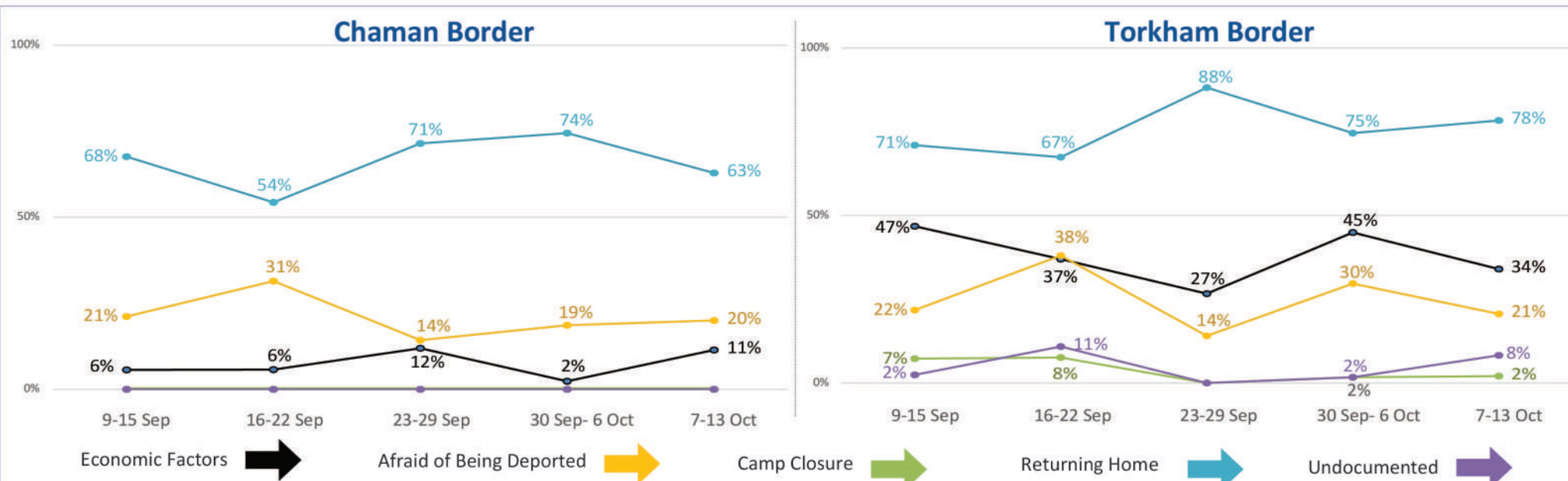
In Torkham, 'Returning Home' increased slightly, and **78%** of the respondents cited this as a push factor (increase of 3 percentage points compared to last week). **'Economic Factors'** is trending downwards and is at **34%** (decrease of 11 percentage points compared to last week). **'Afraid of Being Deported'** is trending downwards and **21%** of the respondents cited this as a push factor (decrease of 9 percentage points compared to last week). **'Lack of Documentation'** is trending upwards and is at **8%** (increase of 6 percentage points). Whereas **'Camp Closure'** remained the same and is at **2%**.

In Chaman, 'Returning Home' is trending downwards, and **63%** of the respondents cited this as a push factor (decrease of 11 percentage points compared to last week). **'Afraid of Being Deported'** increased slightly and is at **20%** (increase of 1 percentage point compared to last week). **'Economic Factors'** is trending upwards and is at **11%** (increase of 9 percentage points). Whereas **none** of the respondents at Chaman reported **'Lack of Documentation'** or **'Camp Closure'** as a push factor.

The indicator rated as the main pull factor for both border crossing points was **'Own Country'**. This was reported by **93%** of the respondents at Torkham and **80%** of the respondents at Chaman. The second highest concern was **'Reunion with Family / Relatives'** which was reported by **73%** of the respondents at Torkham and **20%** of the respondents at Chaman.

Whereas **none** of the respondents at Torkham and Chaman reported **'Availability of Assistance in Afghanistan'** or **'Improvement in Security Situation'** as a pull factor.

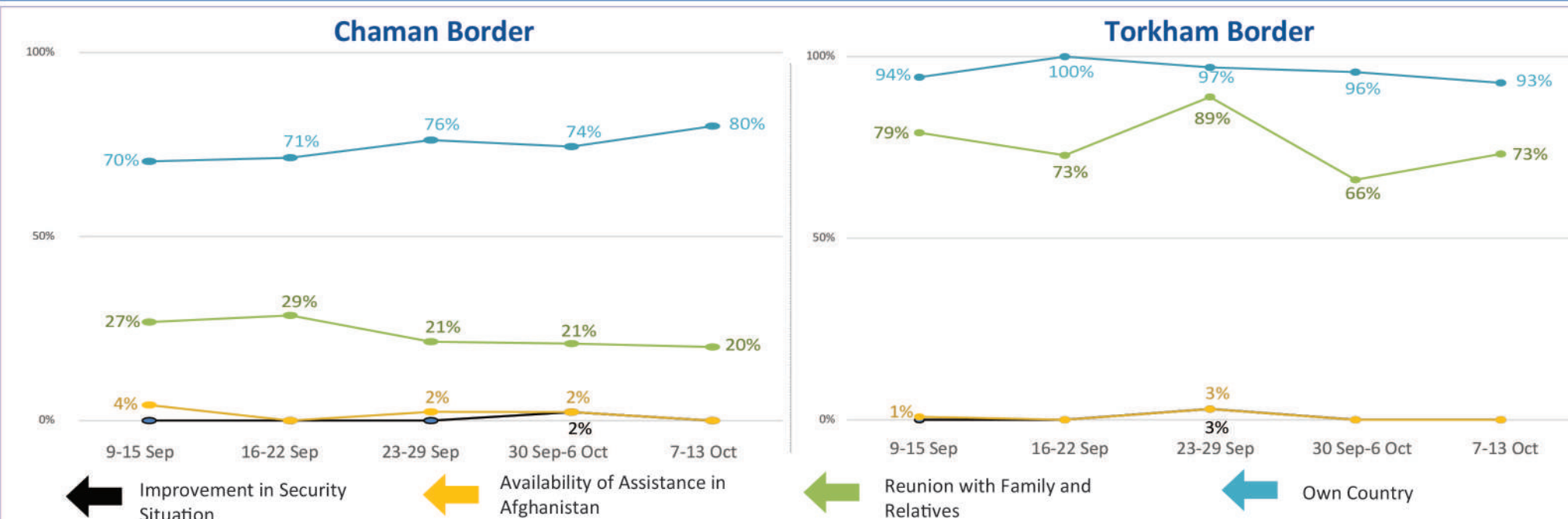
PUSH Factors (Weekly Trend)



Top three ranked provinces of origin preferred by returnees based on the PUSH Factors' responses are.



PULL Factors (Weekly Trend)



Top three ranked destinations in Afghanistan, preferred by returnees based on the PULL Factors' responses are.



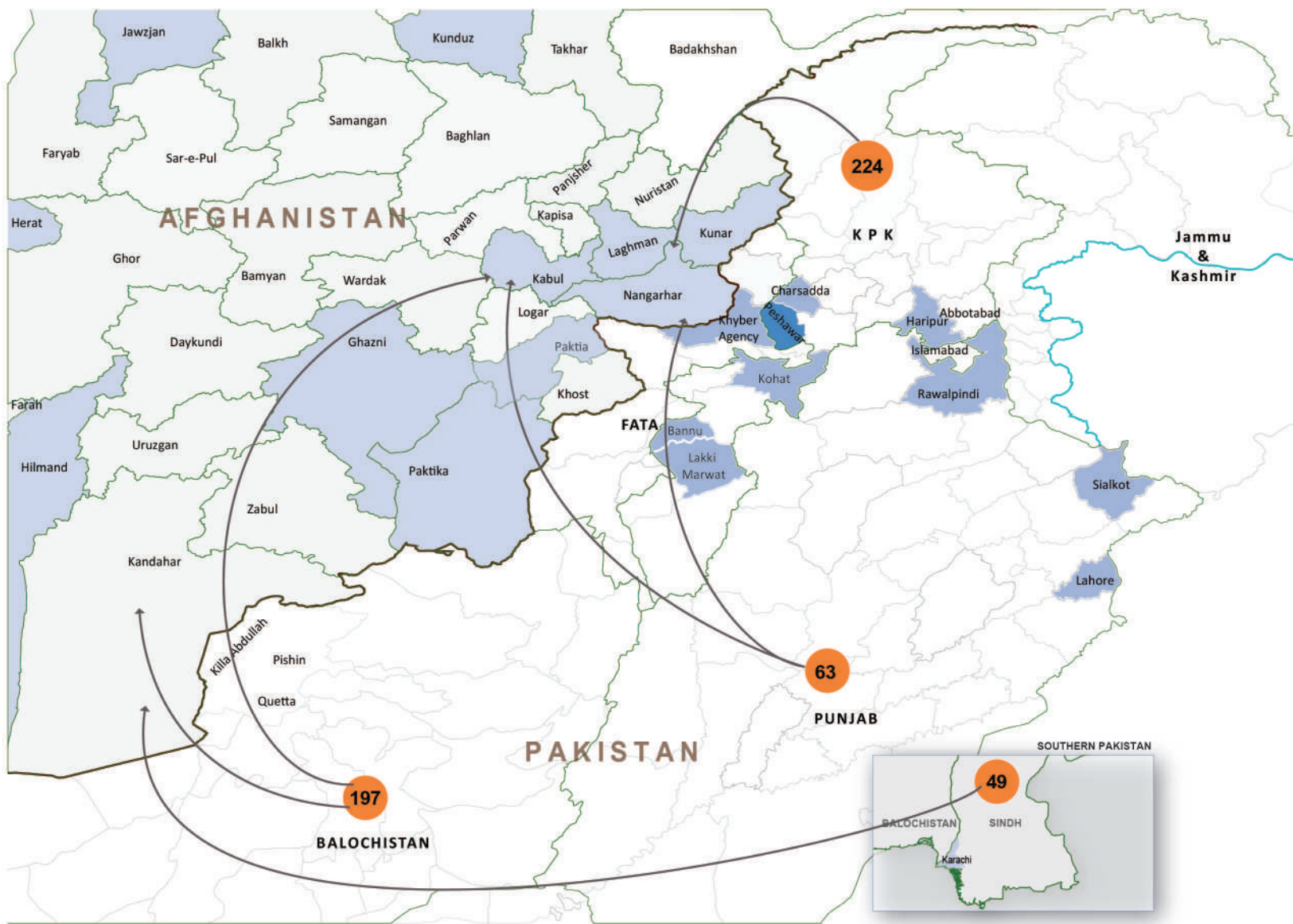


Flow Monitoring - Spontaneous Returns of Undocumented Afghans from Pakistan

7th - 13th October 2018

HIGH RETURN AREAS

Population Movement Trend for Spontaneous Returns of Undocumented Afghans from Pakistan



The **top 5 destination** provinces for returns are

- **Kandahar (35%)**
- **Nangarhar (24%)**
- **Kabul (20%)**
- **Helmand (5%)**
- **Kunduz (4%)**



The **largest proportion of returns** are from:

- **Khyber Pakhtunkhwa (42%)**
- **Balochistan (37%)**
- **Punjab (12%)**
- **Sindh (9%)**

Data Source: Population Census Organization, UNOCHA

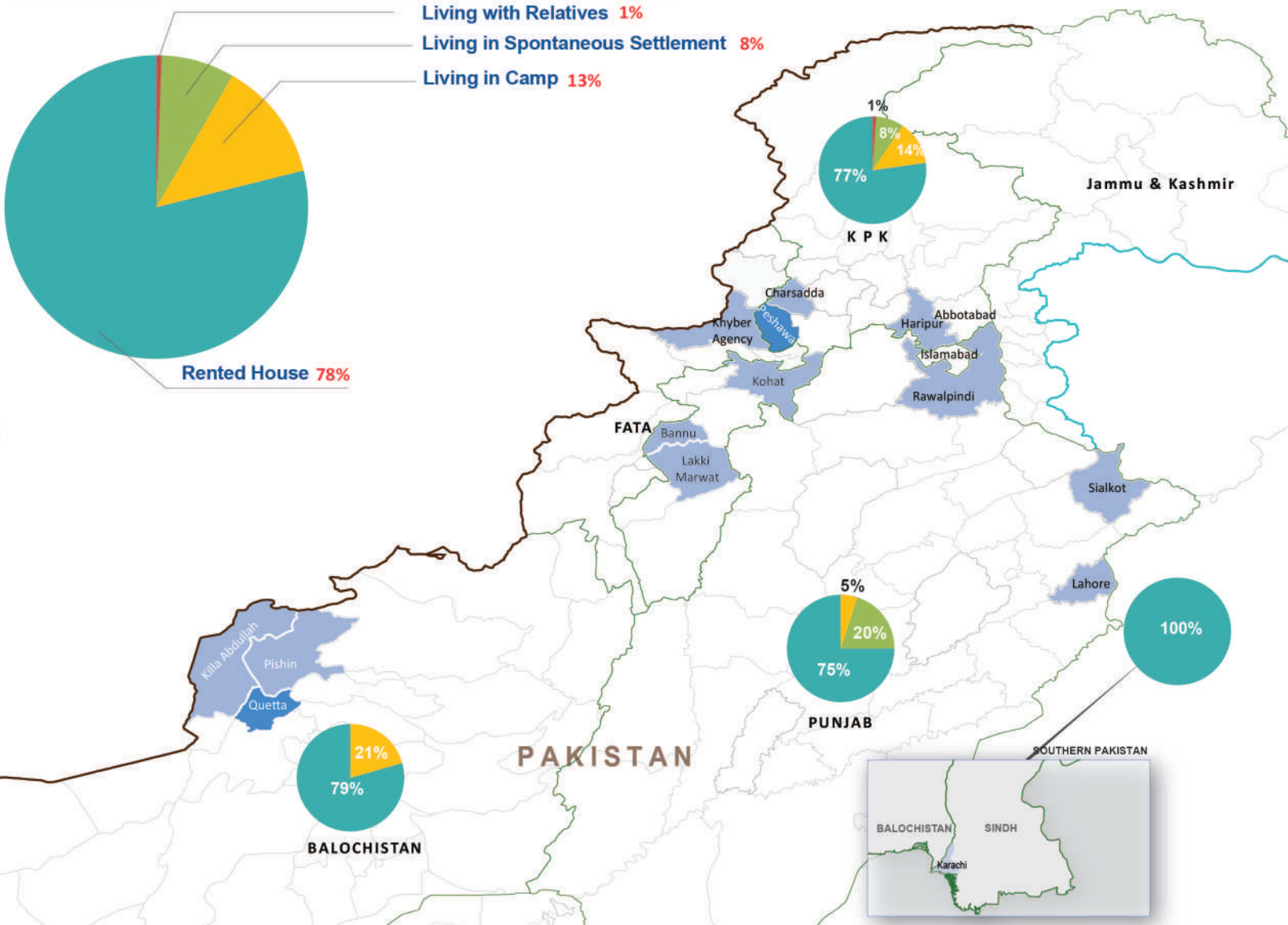
Disclaimers: The designations employed and the presentation of material on this map do not imply the expression of any opinion whatsoever on the part of the Secretariat of the United Nations concerning the legal status of any country, territory, city or area or of its authorities, or concerning the delimitation of its frontiers or boundaries. The dotted line represents approximately the line of control between India and Pakistan. The final status of Jammu and Kashmir has not yet been agreed upon by the parties.

Please note: The boundaries and names shown and the designations used on this map do not imply official acceptance or endorsement by IOM.



LIVING CONDITIONS IN PAKISTAN

Current Living Conditions of Undocumented Afghans in Pakistan



Overall 78% of Undocumented Afghan returnees from this week lived in **rented houses**, followed by **13%** in **camps**, whereas the remaining **9%** comprise of families that lived in **spontaneous settlements** or **with a relative**.

There are differences at the provincial level, where for example in **Sindh** all (**100%**) Undocumented Afghan returnees reported living in **rented houses**, followed by **79%** in **Balochistan**, **77%** in **KP** and **75%** in **Punjab**.

It was observed that in **Balochistan 21%**, of Undocumented Afghan returnees lived in a **Camp** followed by **14%** in **KP**, **5%** in **Punjab** and **none** in **Sindh**.

Data Source: Population Census Organization, UNOCHA

Disclaimers: The designations employed and the presentation of material on this map do not imply the expression of any opinion whatsoever on the part of the Secretariat of the United Nations concerning the legal status of any country, territory, city or area or of its authorities, or concerning the delimitation of its frontiers or boundaries. The dotted line represents approximately the line of control between India and Pakistan. The final status of Jammu and Kashmir has not yet been agreed upon by the parties.

Please note: The boundaries and names shown and the designations used on this map do not imply official acceptance or endorsement by IOM.



* The Response for "Own House" relates to the fact that land/house is bought in the name of Pakistani relatives.