

SOMALIA

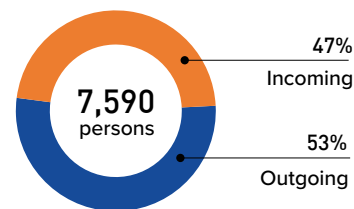
CROSS BORDER MOVEMENTS - GEDO & LOWER JUBA REGIONS

JANUARY 2018



DTM monitors population movement at 12 border crossing locations between Somalia and neighbouring countries. Cross-border movements remained at similar levels until September 2017, when an increase was observed across Somalia due to droughts and conflicts. In October, a total of 7,590 individuals were recorded in the Gedo and Lower Juba regions, mainly in Doolow, Tulo Barwako, Dholeby, and Diif. Individuals were almost equally identified as entering (47%) and exiting (53%) Somalia. Main countries of departure of inflows were Kenya (58%) and Ethiopia (42%), while main countries of destination of outflows were Kenya (72%), Ethiopia (21%), Uganda (4%) and South Sudan (3%).

TYPE OF FLOW



AGE/SEX DISTRIBUTION

	Children 0 - 17	Adults 18+	Total
♂	24%	26%	50%
♀	23%	27%	50%

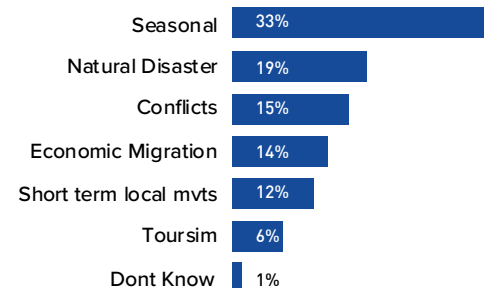
VULNERABILITIES

👤	Unaccompanied Children	1%
♿	Physical Disability	3%
👴	Elderly	6%
👶	Children Under 5	13%
👩	Pregnant and lactating women	7%

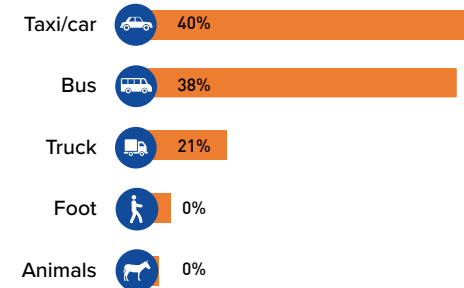
A total of 2,342 vulnerabilities has been reported in January 2018. Vulnerabilities maybe overlapping, hence individuals may have more than one vulnerability

* The percentages are calculated on the total number of persons observed for this month

REASONS FOR MOVEMENT



MODES OF TRANSPORT



Disclaimer: The boundaries and the names shown and the designations used on this dashboard do not imply official endorsement or acceptance by IOM.



FOR MORE INFORMATION
iomsomaliadtm@iom.int
<http://www.globaldtm.info/somalia>

