

19
Households (HH)

127
Individuals

Round 8
29 February 2016

Site ID	BO_S001
Site Type	Collective Settlement/Centre
Site Classification	Spontaneous
Site Open Date	19-Oct-14
Admin 1	BORNO
Admin 2	JERE
Admin 3	BALE GALTIMARI
Latitude	13.106180
Longitude	11.479360

DEMOGRAPHICS						
Age/Sex	<1 year	1-5 years	6-17 years	18-59 years	>60 years	Total
Male	2	20	11	17	1	51
Female	5	30	21	20	0	76
Total	7	50	32	37	1	127

VULNERABLE GROUPS		
Pregnant Women	8	6.3%
Breastfeeding Mothers	7	5.5%
Persons with Physical Disabilities	0	0.0%
Persons with Mental Disabilities	0	0.0%
Single Female Headed Households	2	1.6%
Single Male Headed Households	0	0.0%
Older Persons	1	0.8%
Total	18	14.2%

MOBILITY

Place of Origin of Largest IDP Group	BORNO	BAMA	KASUGULA
Place of Origin of 2nd Largest IDP Group	BORNO	BAMA	KASUGULA
Area of intended return for Largest IDP Group	Place of origin		
Barriers to return home for Largest IDP Group	Lack of safety		

SITE MANAGEMENT AGENCY (SMA)

Type of SMA	NULL	Agency Name	NULL
SMA Contact Name	NULL	Phone Number	NULL

SERVICES

SHELTER

% families living outside (no shelter)	None	Most needed NFIs	Blankets/Mats
% families living in tents	None	% HHs with mosquito nets	<25%
% families living in makeshift shelter	None	% HHs with access to safe cooking facilities	<50%
% families living indoors (solid walls)	>75%	% HHs with access to electricity	None

HEALTH

Location of health facilities/services	Off-site (<3 km)	Access to health facility/services	Yes
Health facilities/services provider	Government	Most prevalent health problems	Malaria

WASH

Location of site's main water source	Off-site (<10 mn)	Total number functioning toilets	7
Liters of water per person per day	10 - 15 ltr	Separate male/female toilets	Yes
Main problems with drinking water	None	Separate male/female bathing areas	Yes

FOOD

Access to food	Yes, off site	Frequency of food distribution	Irregular
Access to market	No	Supplementary feeding for pregnant/lactant mothers?	No
Most common source for obtaining food	ost community donation	Supplementary feeding for children?	No

PROTECTION

Security provided on-site	Yes	GBV referral mechanism in place	No
Main security provider	Military	Number of women friendly spaces	0
Most common type of security incident	None	Number of child friendly spaces	0
Most common type of GBV incident	None	Most reported problem in receiving support	None

EDUCATION

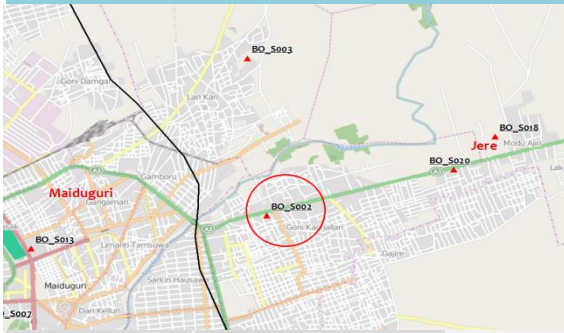
Location of nearest education facility	On-site
% children going to school	<25%

LIVELIHOOD

Number of families with source of income	7
Access to income generating activities	Yes

COMMUNICATION

Main source for obtaining information	Radio/news	Main topic of information requested	Situation in areas of origin
---------------------------------------	------------	-------------------------------------	------------------------------



271

Households (HH)

2066

Individuals

Round 8

29 February 2016

Site ID	BO_S002
Site Type	Collective Settlement/Centre
Site Classification	Spontaneous
Site Open Date	13-Aug-14
Admin 1	BORNO
Admin 2	JERE
Admin 3	MASHAMARI
Latitude	13018227.000000
Longitude	11.850080

DEMOGRAPHICS

Age/Sex	<1 year	1-5 years	6-17 years	18-59 years	>60 years	Total
Male	96	184	128	270	270	948
Female	75	149	237	334	323	1,118
Total	171	333	365	604	593	2,066

VULNERABLE GROUPS

Pregnant Women	51	2.5%
Breastfeeding Mothers	187	9.1%
Persons with Physical Disabilities	0	0.0%
Persons with Mental Disabilities	2	0.1%
Single Female Headed Households	17	0.8%
Single Male Headed Households	23	1.1%
Older Persons	593	28.7%
Total	873	42.3%

MOBILITY

Place of Origin of Largest IDP Group	BORNO	DIKWA	GAJIBO
Place of Origin of 2nd Largest IDP Group	BORNO	DIKWA	BOBOSHE
Area of intended return for Largest IDP Group	Place of origin		
Barriers to return home for Largest IDP Group	Lack of safety		

SITE MANAGEMENT AGENCY (SMA)

Type of SMA	Government	Agency Name	SEMA
SMA Contact Name	SEMA	Phone Number	812886233

SERVICES

SHELTER

% families living outside (no shelter)	None	Most needed NFIs	Blankets/Mats
% families living in tents	<50%	% HHs with mosquito nets	<50%
% families living in makeshift shelter	<25%	% HHs with access to safe cooking facilities	None
% families living indoors (solid walls)	<75%	% HHs with access to electricity	<50%

HEALTH

Location of health facilities/services	On-site (<3 km)	Access to health facility/services	Yes
Health facilities/services provider	Government	Most prevalent health problems	Diarrhea

WASH

Location of site's main water source	On-site (<10 mn)	Total number functioning toilets	22
Liters of water per person per day	<5 ltr	Separate male/female toilets	Yes
Main problems with drinking water	None	Separate male/female bathing areas	Yes

FOOD

Access to food	Yes, on site	Frequency of food distribution	Everyday
Access to market	Yes	Supplementary feeding for pregnant/lactant mothers?	No
Most common source for obtaining food	Distribution	Supplementary feeding for children?	Yes

PROTECTION

Security provided on-site	Yes	GBV referral mechanism in place	Yes
Main security provider	Military	Number of women friendly spaces	11
Most common type of security incident	None	Number of child friendly spaces	3
Most common type of GBV incident	Unknown	Most reported problem in receiving support	Fighting between recipients at distribution points

EDUCATION

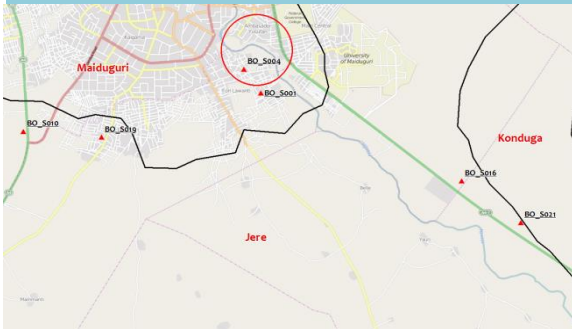
Location of nearest education facility	On-site
% children going to school	<75%

LIVELIHOOD

Number of families with source of income	140
Access to income generating activities	Yes

COMMUNICATION

Main source for obtaining information	Local Leader	Main topic of information requested	Safety and Security
---------------------------------------	--------------	-------------------------------------	---------------------



70

Households (HH)

460

Individuals

Round 8

29 February 2016

Site ID	BO_S004
Site Type	Collective Settlement/Centre
Site Classification	Spontaneous
Site Open Date	9-Jan-14
Admin 1	BORNO
Admin 2	JERE
Admin 3	BALE GALTIMARI
Latitude	13.173640
Longitude	11.805530

DEMOGRAPHICS

Age/Sex	<1 year	1-5 years	6-17 years	18-59 years	>60 years	Total
Male	9	78	38	64	20	209
Female	5	95	59	80	12	251
Total	14	173	97	144	32	460

VULNERABLE GROUPS

Pregnant Women	14	3.0%
Breastfeeding Mothers	30	6.5%
Persons with Physical Disabilities	3	0.7%
Persons with Mental Disabilities	1	0.2%
Single Female Headed Households	18	3.9%
Single Male Headed Households	6	1.3%
Older Persons	32	7.0%
Total	104	22.6%

MOBILITY

Place of Origin of Largest IDP Group	BORNO	BAMA	KASUGULA
Place of Origin of 2nd Largest IDP Group	BORNO	BAMA	KASUGULA
Area of intended return for Largest IDP Group	Place of origin		
Barriers to return home for Largest IDP Group	Lack of food		

SITE MANAGEMENT AGENCY (SMA)

Type of SMA	NULL	Agency Name	NULL
SMA Contact Name	NULL	Phone Number	NULL

SERVICES

SHELTER

% families living outside (no shelter)	None	Most needed NFIs	Blankets/Mats
% families living in tents	None	% HHs with mosquito nets	<50%
% families living in makeshift shelter	None	% HHs with access to safe cooking facilities	<75%
% families living indoors (solid walls)	<75%	% HHs with access to electricity	None

HEALTH

Location of health facilities/services	Off-site (<3 km)	Access to health facility/services	Yes
Health facilities/services provider	Local clinic	Most prevalent health problems	Malaria

WASH

Location of site's main water source	On-site (<10 mn)	Total number functioning toilets	8
Liters of water per person per day	10 - 15 ltr	Separate male/female toilets	Yes
Main problems with drinking water	None	Separate male/female bathing areas	Yes

FOOD

Access to food	Yes, off site	Frequency of food distribution	Irregular
Access to market	Yes	Supplementary feeding for pregnant/lactant mothers?	Yes
Most common source for obtaining food	ost community donation	Supplementary feeding for children?	Yes

PROTECTION

Security provided on-site	Yes	GBV referral mechanism in place	No
Main security provider	Military	Number of women friendly spaces	0
Most common type of security incident	None	Number of child friendly spaces	0
Most common type of GBV incident	None	Most reported problem in receiving support	None

EDUCATION

Location of nearest education facility	On-site	Number of families with source of income	90
% children going to school	<25%	Access to income generating activities	Yes

LIVELIHOOD

COMMUNICATION

Main source for obtaining information	Radio/news	Main topic of information requested	Situation in areas of origin
---------------------------------------	------------	-------------------------------------	------------------------------



Site ID	BO_S005
Site Type	Collective Settlement/Centre
Site Classification	Spontaneous
Site Open Date	26-Sep-14
Admin 1	BORNO
Admin 2	MAIDUGURI M. C.
Admin 3	MAISANDARI
Latitude	13.123910
Longitude	11.826890

1167
Households (HH)

7587
Individuals

Round 8
29 February 2016

DEMOGRAPHICS

Age/Sex	<1 year	1-5 years	6-17 years	18-59 years	>60 years	Total
Male	105	506	1,836	1,250	309	4,006
Female	123	405	1,578	1,026	449	3,581
Total	228	911	3,414	2,276	758	7,587

VULNERABLE GROUPS

Pregnant Women	138	1.8%
Breastfeeding Mothers	336	4.4%
Persons with Physical Disabilities	30	0.4%
Persons with Mental Disabilities	10	0.1%
Single Female Headed Households	27	0.4%
Single Male Headed Households	50	0.7%
Older Persons	758	10.0%
Total	1349	17.8%

MOBILITY

Place of Origin of Largest IDP Group	BORNO	MARTE	MARTE
Place of Origin of 2nd Largest IDP Group	BORNO	GWOZA	GWOZA TOWN GADAMAYO
Area of intended return for Largest IDP Group	Place of origin		
Barriers to return home for Largest IDP Group	House damaged/destroyed		

SITE MANAGEMENT AGENCY (SMA)

Type of SMA	Government	Agency Name	SEMA
SMA Contact Name	SEMA	Phone Number	NA

SERVICES

SHELTER

% families living outside (no shelter)	<25%	Most needed NFIs	Hygiene kits
% families living in tents	<25%	% HHs with mosquito nets	>75%
% families living in makeshift shelter	<75%	% HHs with access to safe cooking facilities	<25%
% families living indoors (solid walls)	>75%	% HHs with access to electricity	<50%

HEALTH

Location of health facilities/services	On-site (<3 km)	Access to health facility/services	Yes
Health facilities/services provider	Government	Most prevalent health problems	Skin disease

WASH

Location of site's main water source	On-site (<10 mn)	Total number functioning toilets	171
Liters of water per person per day	10 - 15 ltr	Separate male/female toilets	Yes
Main problems with drinking water	None	Separate male/female bathing areas	Yes

FOOD

Access to food	Yes, on site	Frequency of food distribution	Irregular
Access to market	No	Supplementary feeding for pregnant/lactant mothers?	Yes
Most common source for obtaining food	Distribution	Supplementary feeding for children?	No

PROTECTION

Security provided on-site	Yes	GBV referral mechanism in place	Yes
Main security provider	Military	Number of women friendly spaces	1
Most common type of security incident	Theft	Number of child friendly spaces	3
Most common type of GBV incident	Domestic violence	Most reported problem in receiving support	None

EDUCATION

Location of nearest education facility	On-site
% children going to school	<25%

LIVELIHOOD

Number of families with source of income	203
Access to income generating activities	No

COMMUNICATION

Main source for obtaining information	Radio/news	Main topic of information requested	Situation in areas of origin
---------------------------------------	------------	-------------------------------------	------------------------------



Site ID	BO_S006
Site Type	Collective Settlement/Centre
Site Classification	Spontaneous
Site Open Date	15-Sep-14
Admin 1	BORNO
Admin 2	MAIDUGURI M. C.
Admin 3	MAISANDARI
Latitude	13.139300
Longitude	11.833230

892
Households (HH)

3346
Individuals

Round 8
29 February 2016

DEMOGRAPHICS

Age/Sex	<1 year	1-5 years	6-17 years	18-59 years	>60 years	Total
Male	56	168	225	558	112	1,119
Female	111	335	444	1,115	222	2,227
Total	167	503	669	1,673	334	3,346

VULNERABLE GROUPS

Pregnant Women	49	1.5%
Breastfeeding Mothers	191	5.7%
Persons with Physical Disabilities	5	0.1%
Persons with Mental Disabilities	13	0.4%
Single Female Headed Households	13	0.4%
Single Male Headed Households	5	0.1%
Older Persons	334	10.0%
Total	610	18.2%

MOBILITY

Place of Origin of Largest IDP Group	BORNO	BAMA	KASUGULA
Place of Origin of 2nd Largest IDP Group	BORNO	BAMA	NULL
Area of intended return for Largest IDP Group	Place of origin		
Barriers to return home for Largest IDP Group	Lack of safety		

SITE MANAGEMENT AGENCY (SMA)

Type of SMA	Government	Agency Name	SEMA
SMA Contact Name	SEMA	Phone Number	NULL

SERVICES

SHELTER

% families living outside (no shelter)	None	Most needed NFIs	Blankets/Mats
% families living in tents	<25%	% HHs with mosquito nets	<75%
% families living in makeshift shelter	<25%	% HHs with access to safe cooking facilities	<50%
% families living indoors (solid walls)	Unknown	% HHs with access to electricity	<50%

HEALTH

Location of health facilities/services	On-site (<3 km)	Access to health facility/services	Yes
Health facilities/services provider	Government	Most prevalent health problems	Fever

WASH

Location of site's main water source	On-site (<10 mn)	Total number functioning toilets	97
Liters of water per person per day	>15 ltr	Separate male/female toilets	No
Main problems with drinking water	None	Separate male/female bathing areas	No

FOOD

Access to food	Yes, on site	Frequency of food distribution	Everyday
Access to market	Yes	Supplementary feeding for pregnant/lactant mothers?	No
Most common source for obtaining food	Distribution	Supplementary feeding for children?	Yes

PROTECTION

Security provided on-site	Yes	GBV referral mechanism in place	Yes
Main security provider	Military	Number of women friendly spaces	0
Most common type of security incident	Theft	Number of child friendly spaces	0
Most common type of GBV incident	Domestic violence	Most reported problem in receiving support	None

EDUCATION

Location of nearest education facility	On-site	Number of families with source of income	180
% children going to school	<25%	Access to income generating activities	Yes

LIVELIHOOD

COMMUNICATION

Main source for obtaining information	Radio/news	Main topic of information requested	Situation in areas of origin
---------------------------------------	------------	-------------------------------------	------------------------------



634

Households (HH)

3061

Individuals

Round 8

29 February 2016

Site ID	BO_S007
Site Type	Camp
Site Classification	Spontaneous
Site Open Date	26-Sep-14
Admin 1	BORNO
Admin 2	MAIDUGURI M. C.
Admin 3	MAISANDARI
Latitude	13.141700
Longitude	11.833520

DEMOGRAPHICS

Age/Sex	<1 year	1-5 years	6-17 years	18-59 years	>60 years	Total
Male	109	151	491	495	50	1,296
Female	214	305	631	557	58	1,765
Total	323	456	1,122	1,052	108	3,061

VULNERABLE GROUPS

Pregnant Women	42	1.4%
Breastfeeding Mothers	332	10.8%
Persons with Physical Disabilities	7	0.2%
Persons with Mental Disabilities	7	0.2%
Single Female Headed Households	72	2.4%
Single Male Headed Households	80	2.6%
Older Persons	108	3.5%
Total	648	21.2%

MOBILITY

Place of Origin of Largest IDP Group	BORNO	BAMA	NULL
Place of Origin of 2nd Largest IDP Group	BORNO	BAMA	KASUGULA
Area of intended return for Largest IDP Group	Place of origin		
Barriers to return home for Largest IDP Group	House damaged/destroyed		

SITE MANAGEMENT AGENCY (SMA)

Type of SMA	Government	Agency Name	NEMA
SMA Contact Name	NEMA	Phone Number	8034979831

SERVICES

SHELTER

% families living outside (no shelter)	<50%	Most needed NFIs	Hygiene kits
% families living in tents	None	% HHs with mosquito nets	>75%
% families living in makeshift shelter	None	% HHs with access to safe cooking facilities	<50%
% families living indoors (solid walls)	>75%	% HHs with access to electricity	<50%

HEALTH

Location of health facilities/services	On-site (<3 km)	Access to health facility/services	Yes
Health facilities/services provider	Government	Most prevalent health problems	Malaria

WASH

Location of site's main water source	On-site (<10 mn)	Total number functioning toilets	68
Liters of water per person per day	10 - 15 ltr	Separate male/female toilets	No
Main problems with drinking water	None	Separate male/female bathing areas	No

FOOD

Access to food	Yes, on site	Frequency of food distribution	Everyday
Access to market	Yes	Supplementary feeding for pregnant/lactant mothers?	No
Most common source for obtaining food	Distribution	Supplementary feeding for children?	No

PROTECTION

Security provided on-site	Yes	GBV referral mechanism in place	Yes
Main security provider	Military	Number of women friendly spaces	1
Most common type of security incident	Theft	Number of child friendly spaces	2
Most common type of GBV incident	Domestic violence	Most reported problem in receiving support	None

EDUCATION

Location of nearest education facility	On-site	Number of families with source of income	252
% children going to school	<25%	Access to income generating activities	Yes

LIVELIHOOD

COMMUNICATION

Main source for obtaining information	Mobile phone	Main topic of information requested	Situation in areas of origin
---------------------------------------	--------------	-------------------------------------	------------------------------



Site ID	BO_S008
Site Type	Collective Settlement/Centre
Site Classification	Spontaneous
Site Open Date	09/18/2014
Admin 1	BORNO
Admin 2	MAIDUGURI M. C.
Admin 3	MAISANDARI
Latitude	13.127380
Longitude	11.836540

1573
Households (HH)

3518
Individuals

Round 8
29 February 2016

DEMOGRAPHICS

Age/Sex	<1 year	1-5 years	6-17 years	18-59 years	>60 years	Total
Male	105	312	876	1,150	73	2,516
Female	53	187	210	1,307	34	1,791
Total	158	499	1,086	2,457	107	4,307

VULNERABLE GROUPS

Pregnant Women	121	2.8%
Breastfeeding Mothers	225	5.2%
Persons with Physical Disabilities	13	0.3%
Persons with Mental Disabilities	3	0.1%
Single Female Headed Households	150	3.5%
Single Male Headed Households	66	1.5%
Older Persons	107	2.5%
Total	685	15.9%

MOBILITY

Place of Origin of Largest IDP Group	BORNO	GWOZA	GWOZA WAKANE / BULABULIN
Place of Origin of 2nd Largest IDP Group	NULL	NULL	NULL
Area of intended return for Largest IDP Group	Place of origin		
Barriers to return home for Largest IDP Group	Lack of safety		

SITE MANAGEMENT AGENCY (SMA)

Type of SMA	Government	Agency Name	SEMA
SMA Contact Name	SEMA	Phone Number	7038520037

SERVICES

SHELTER

% families living outside (no shelter)	None	Most needed NFIs	Blankets/Mats
% families living in tents	None	% HHs with mosquito nets	>75%
% families living in makeshift shelter	None	% HHs with access to safe cooking facilities	<25%
% families living indoors (solid walls)	>75%	% HHs with access to electricity	<50%

HEALTH

Location of health facilities/services	On-site (<3 km)	Access to health facility/services	Yes
Health facilities/services provider	Government	Most prevalent health problems	Malnutrition

WASH

Location of site's main water source	On-site (<10 mn)	Total number functioning toilets	120
Liters of water per person per day	5 - 10 ltr	Separate male/female toilets	Yes
Main problems with drinking water	None	Separate male/female bathing areas	Yes

FOOD

Access to food	Yes, on site	Frequency of food distribution	Everyday
Access to market	Yes	Supplementary feeding for pregnant/lactant mothers?	Yes
Most common source for obtaining food	Distribution	Supplementary feeding for children?	Yes

PROTECTION

Security provided on-site	Yes	GBV referral mechanism in place	Yes
Main security provider	Military	Number of women friendly spaces	2
Most common type of security incident	Theft	Number of child friendly spaces	2
Most common type of GBV incident	None	Most reported problem in receiving support	None

EDUCATION

Location of nearest education facility	On-site	Number of families with source of income	372
% children going to school	<75%	Access to income generating activities	Yes

LIVELIHOOD

COMMUNICATION

Main source for obtaining information	Radio/news	Main topic of information requested	Safety and Security
---------------------------------------	------------	-------------------------------------	---------------------



Site ID	BO_S009
Site Type	Collective Settlement/Centre
Site Classification	Spontaneous
Site Open Date	11-Jan-14
Admin 1	BORNO
Admin 2	MAIDUGURI M. C.
Admin 3	MAISANDARI
Latitude	13.119110
Longitude	11.825800

763
Households (HH)

5728
Individuals

Round 8
29 February 2016

DEMOGRAPHICS

Age/Sex	<1 year	1-5 years	6-17 years	18-59 years	>60 years	Total
Male	8	14	1,613	781	28	2,444
Female	14	37	2,134	1,086	13	3,284
Total	22	51	3,747	1,867	41	5,728

VULNERABLE GROUPS

Pregnant Women	65	1.1%
Breastfeeding Mothers	25	0.4%
Persons with Physical Disabilities	6	0.1%
Persons with Mental Disabilities	2	0.0%
Single Female Headed Households	3	0.1%
Single Male Headed Households	7	0.1%
Older Persons	41	0.7%
Total	149	2.6%

MOBILITY

Place of Origin of Largest IDP Group	BORNO	BAMA	KASUGULA
Place of Origin of 2nd Largest IDP Group	BORNO	KONDUGA	(ELUMIRI / NGALBI AMARI / YALI)
Area of intended return for Largest IDP Group	Place of origin		
Barriers to return home for Largest IDP Group	Lack of safety		

SITE MANAGEMENT AGENCY (SMA)

Type of SMA	INGO	Agency Name	IOM
SMA Contact Name	IOM	Phone Number	8037229969

SERVICES

SHELTER

% families living outside (no shelter)	None	Most needed NFIs	Blankets/Mats
% families living in tents	>75%	% HHs with mosquito nets	<75%
% families living in makeshift shelter	<25%	% HHs with access to safe cooking facilities	<25%
% families living indoors (solid walls)	<25%	% HHs with access to electricity	<50%

HEALTH

Location of health facilities/services	On-site (<3 km)	Access to health facility/services	Yes
Health facilities/services provider	Government	Most prevalent health problems	Malaria

WASH

Location of site's main water source	On-site (<10 mn)	Total number functioning toilets	82
Liters of water per person per day	5 - 10 ltr	Separate male/female toilets	No
Main problems with drinking water	None	Separate male/female bathing areas	No

FOOD

Access to food	Yes, on site	Frequency of food distribution	Irregular
Access to market	Yes	Supplementary feeding for pregnant/lactant mothers?	Yes
Most common source for obtaining food	Distribution	Supplementary feeding for children?	No

PROTECTION

Security provided on-site	Yes	GBV referral mechanism in place	Yes
Main security provider	Military	Number of women friendly spaces	0
Most common type of security incident	Theft	Number of child friendly spaces	0
Most common type of GBV incident	None	Most reported problem in receiving support	None

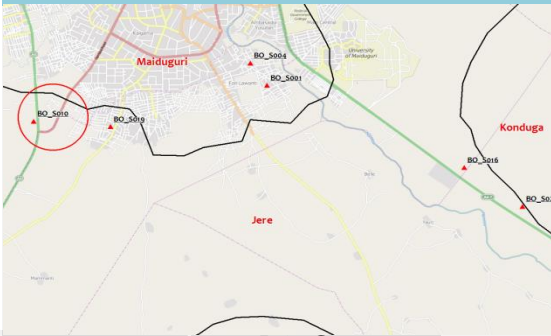
EDUCATION

Location of nearest education facility	On-site	Number of families with source of income	50
% children going to school	<50%	Access to income generating activities	Yes

LIVELIHOOD

COMMUNICATION

Main source for obtaining information	Mobile phone	Main topic of information requested	Safety and Security
---------------------------------------	--------------	-------------------------------------	---------------------



1128
Households (HH)

8457
Individuals

Round 8
29 February 2016

Site ID	BO_S010
Site Type	Camp
Site Classification	Spontaneous
Site Open Date	2-Nov-15
Admin 1	BORNO
Admin 2	MAIDUGURI M. C.
Admin 3	MAISANDARI
Latitude	13.120190
Longitude	11.843340

DEMOGRAPHICS

Age/Sex	<1 year	1-5 years	6-17 years	18-59 years	>60 years	Total
Male	76	689	914	1,376	20	3,075
Female	100	993	1,289	2,985	15	5,382
Total	176	1,682	2,203	4,361	35	8,457

VULNERABLE GROUPS

Pregnant Women	158	1.9%
Breastfeeding Mothers	260	3.1%
Persons with Physical Disabilities	17	0.2%
Persons with Mental Disabilities	4	0.0%
Single Female Headed Households	10	0.1%
Single Male Headed Households	15	0.2%
Older Persons	35	0.4%
Total	499	5.9%

MOBILITY

Place of Origin of Largest IDP Group	BORNO	MONGUNO	NULL
Place of Origin of 2nd Largest IDP Group	BORNO	GUZAMALA	NULL
Area of intended return for Largest IDP Group	Place of origin		
Barriers to return home for Largest IDP Group	Lack of safety		

SITE MANAGEMENT AGENCY (SMA)

Type of SMA	Government	Agency Name	SEMA
SMA Contact Name	SEMA	Phone Number	NULL

SERVICES

SHELTER

% families living outside (no shelter)	None	Most needed NFIs	Blankets/Mats
% families living in tents	None	% HHs with mosquito nets	<25%
% families living in makeshift shelter	None	% HHs with access to safe cooking facilities	<50%
% families living indoors (solid walls)	>75%	% HHs with access to electricity	<25%

HEALTH

Location of health facilities/services	On-site (<3 km)	Access to health facility/services	Yes
Health facilities/services provider	NGO	Most prevalent health problems	Skin disease

WASH

Location of site's main water source	On-site (<10 mn)	Total number functioning toilets	303
Liters of water per person per day	5 - 10 ltr	Separate male/female toilets	No
Main problems with drinking water	None	Separate male/female bathing areas	No

FOOD

Access to food	Yes, on site	Frequency of food distribution	Irregular
Access to market	No	Supplementary feeding for pregnant/lactant mothers?	No
Most common source for obtaining food	Distribution	Supplementary feeding for children?	No

PROTECTION

Security provided on-site	Yes	GBV referral mechanism in place	No
Main security provider	Military	Number of women friendly spaces	0
Most common type of security incident	Friction among site residents	Number of child friendly spaces	0
Most common type of GBV incident	Domestic violence	Most reported problem in receiving support	None

EDUCATION

Location of nearest education facility	On-site
% children going to school	<75%

LIVELIHOOD

Number of families with source of income	392
Access to income generating activities	Yes

COMMUNICATION

Main source for obtaining information	Radio/news	Main topic of information requested	Situation in areas of origin
---------------------------------------	------------	-------------------------------------	------------------------------



2157
Households (HH)

5191
Individuals

Round 8
29 February 2016

Site ID	BO_S011
Site Type	Collective Settlement/Centre
Site Classification	Spontaneous
Site Open Date	9-Jul-15
Admin 1	BORNO
Admin 2	MAIDUGURI M. C.
Admin 3	MAISANDARI
Latitude	13.119650
Longitude	11.834490

DEMOGRAPHICS						
Age/Sex	<1 year	1-5 years	6-17 years	18-59 years	>60 years	Total
Male	48	355	896	800	265	2,364
Female	52	370	1,166	950	289	2,827
Total	100	725	2,062	1,750	554	5,191

VULNERABLE GROUPS		
Pregnant Women	20	0.4%
Breastfeeding Mothers	120	2.3%
Persons with Physical Disabilities	62	1.2%
Persons with Mental Disabilities	8	0.2%
Single Female Headed Households	60	1.2%
Single Male Headed Households	55	1.1%
Older Persons	554	10.7%
Total	879	16.9%

MOBILITY

Place of Origin of Largest IDP Group	BORNO	BAMA	NULL
Place of Origin of 2nd Largest IDP Group	NULL	NULL	NULL
Area of intended return for Largest IDP Group	Place of origin		
Barriers to return home for Largest IDP Group	Lack of safety		

SITE MANAGEMENT AGENCY (SMA)

Type of SMA	Government	Agency Name	SEMA
SMA Contact Name	SEMA	Phone Number	7034274660

SERVICES

SHELTER

% families living outside (no shelter)	None	Most needed NFIs	Blankets/Mats
% families living in tents	None	% HHs with mosquito nets	<75%
% families living in makeshift shelter	None	% HHs with access to safe cooking facilities	<75%
% families living indoors (solid walls)	>75%	% HHs with access to electricity	<50%

HEALTH

Location of health facilities/services	On-site (<3 km)	Access to health facility/services	Yes
Health facilities/services provider	Local clinic	Most prevalent health problems	Malaria

WASH

Location of site's main water source	On-site (<10 mn)	Total number functioning toilets	135
Liters of water per person per day	5 - 10 ltr	Separate male/female toilets	Yes
Main problems with drinking water	None	Separate male/female bathing areas	Yes

FOOD

Access to food	Yes, on site	Frequency of food distribution	Everyday
Access to market	Yes	Supplementary feeding for pregnant/lactant mothers?	Yes
Most common source for obtaining food	Distribution	Supplementary feeding for children?	Yes

PROTECTION

Security provided on-site	Yes	GBV referral mechanism in place	Yes
Main security provider	Military	Number of women friendly spaces	2
Most common type of security incident	None	Number of child friendly spaces	5
Most common type of GBV incident	None	Most reported problem in receiving support	None

EDUCATION

Location of nearest education facility	On-site	Number of families with source of income	250
% children going to school	<75%	Access to income generating activities	Yes

LIVELIHOOD

COMMUNICATION

Main source for obtaining information	Radio/news	Main topic of information requested	Situation in areas of origin
---------------------------------------	------------	-------------------------------------	------------------------------


1073

Households (HH)

7511

Individuals

Round 8

29 February 2016

Site ID	BO_S012
Site Type	Collective Settlement/Centre
Site Classification	Spontaneous
Site Open Date	6-Jun-14
Admin 1	BORNO
Admin 2	MAIDUGURI M. C.
Admin 3	LAMISULA/JABBA MARI
Latitude	13.136860
Longitude	11.844220

DEMOGRAPHICS

Age/Sex	<1 year	1-5 years	6-17 years	18-59 years	>60 years	Total
Male	125	1,050	988	1,129	47	3,339
Female	205	1,055	859	2,008	45	4,172
Total	330	2,105	1,847	3,137	92	7,511

VULNERABLE GROUPS

Pregnant Women	98	1.3%
Breastfeeding Mothers	540	7.2%
Persons with Physical Disabilities	2	0.0%
Persons with Mental Disabilities	2	0.0%
Single Female Headed Households	37	0.5%
Single Male Headed Households	36	0.5%
Older Persons	92	1.2%
Total	807	10.7%

MOBILITY

Place of Origin of Largest IDP Group	BORNO	CHIBOK	GATAMARWA
Place of Origin of 2nd Largest IDP Group	BORNO	ASKIRA / UBA	ZADAWA / HAUSARI
Area of intended return for Largest IDP Group	Place of origin		
Barriers to return home for Largest IDP Group	Lack of safety		

SITE MANAGEMENT AGENCY (SMA)

Type of SMA	Government	Agency Name	SEMA
SMA Contact Name	SEMA	Phone Number	NULL

SERVICES
SHELTER

% families living outside (no shelter)	None	Most needed NFIs	Blankets/Mats
% families living in tents	>75%	% HHs with mosquito nets	>75%
% families living in makeshift shelter	<25%	% HHs with access to safe cooking facilities	<75%
% families living indoors (solid walls)	None	% HHs with access to electricity	None

HEALTH

Location of health facilities/services	On-site (<3 km)	Access to health facility/services	Yes
Health facilities/services provider	NGO	Most prevalent health problems	None

WASH

Location of site's main water source	On-site (<10 mn)	Total number functioning toilets	10
Liters of water per person per day	5 - 10 ltr	Separate male/female toilets	Yes
Main problems with drinking water	None	Separate male/female bathing areas	No

FOOD

Access to food	Yes, on site	Frequency of food distribution	Everyday
Access to market	Yes	Supplementary feeding for pregnant/lactant mothers?	Yes
Most common source for obtaining food	Distribution	Supplementary feeding for children?	Yes

PROTECTION

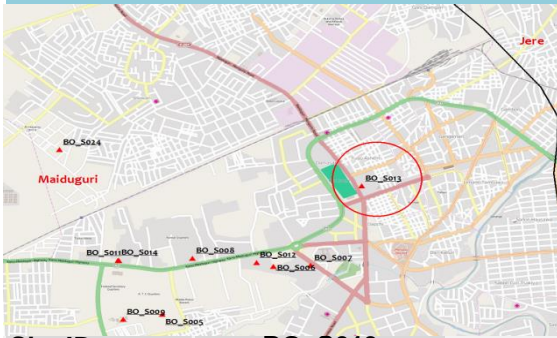
Security provided on-site	Yes	GBV referral mechanism in place	No
Main security provider	Military	Number of women friendly spaces	2
Most common type of security incident	None	Number of child friendly spaces	3
Most common type of GBV incident	None	Most reported problem in receiving support	None

EDUCATION

Location of nearest education facility	On-site	Number of families with source of income	0
% children going to school	<75%	Access to income generating activities	Yes

LIVELIHOOD
COMMUNICATION

Main source for obtaining information	Radio/news	Main topic of information requested	None
---------------------------------------	------------	-------------------------------------	------



Site ID	BO_S013
Site Type	Collective Settlement/Centre
Site Classification	Spontaneous
Site Open Date	23-Sep-14
Admin 1	BORNO
Admin 2	MAIDUGURI M. C.
Admin 3	MAFONI
Latitude	13.149120
Longitude	11.845920

328
Households (HH)

2427
Individuals

Round 8
29 February 2016

DEMOGRAPHICS

Age/Sex	<1 year	1-5 years	6-17 years	18-59 years	>60 years	Total
Male	168	146	314	309	197	1,134
Female	206	223	334	329	201	1,293
Total	374	369	648	638	398	2,427

VULNERABLE GROUPS

Pregnant Women	100	4.1%
Breastfeeding Mothers	410	16.9%
Persons with Physical Disabilities	21	0.9%
Persons with Mental Disabilities	2	0.1%
Single Female Headed Households	100	4.1%
Single Male Headed Households	67	2.8%
Older Persons	398	16.4%
Total	1098	45.2%

MOBILITY

Place of Origin of Largest IDP Group	BORNO	MOBBAR	ASAGA
Place of Origin of 2nd Largest IDP Group	BORNO	ABADAM	AREGE
Area of intended return for Largest IDP Group	Place of origin		
Barriers to return home for Largest IDP Group	House damaged/destroyed		

SITE MANAGEMENT AGENCY (SMA)

Type of SMA	Government	Agency Name	SEMA
SMA Contact Name	SEMA	Phone Number	8033275855

SERVICES

SHELTER

% families living outside (no shelter)	<25%	Most needed NFIs	Soap
% families living in tents	<25%	% HHs with mosquito nets	<50%
% families living in makeshift shelter	<25%	% HHs with access to safe cooking facilities	<50%
% families living indoors (solid walls)	>75%	% HHs with access to electricity	<50%

HEALTH

Location of health facilities/services	On-site (<3 km)	Access to health facility/services	Yes
Health facilities/services provider	Government	Most prevalent health problems	Malaria

WASH

Location of site's main water source	On-site (<10 mn)	Total number functioning toilets	21
Liters of water per person per day	>15 ltr	Separate male/female toilets	Yes
Main problems with drinking water	None	Separate male/female bathing areas	Yes

FOOD

Access to food	Yes, on site	Frequency of food distribution	Everyday
Access to market	Yes	Supplementary feeding for pregnant/lactant mothers?	No
Most common source for obtaining food	Distribution	Supplementary feeding for children?	No

PROTECTION

Security provided on-site	Yes	GBV referral mechanism in place	Yes
Main security provider	Military	Number of women friendly spaces	1
Most common type of security incident	None	Number of child friendly spaces	2
Most common type of GBV incident	None	Most reported problem in receiving support	assistance was physically inadequate for most vulnerat

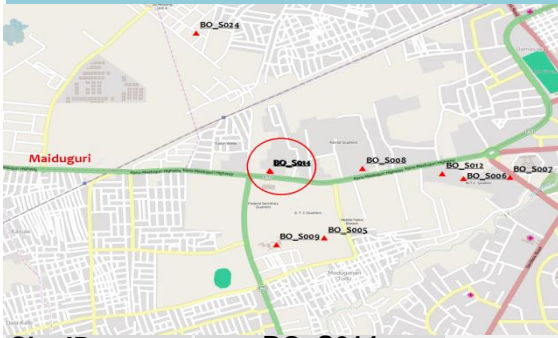
EDUCATION

Location of nearest education facility	On-site	Number of families with source of income	29
% children going to school	<75%	Access to income generating activities	Yes

LIVELIHOOD

COMMUNICATION

Main source for obtaining information	Local Leader	Main topic of information requested	Registration
---------------------------------------	--------------	-------------------------------------	--------------



1338

Households (HH)

8703

Individuals

Round 8

29 February 2016

Site ID	BO_S014
Site Type	Collective Settlement/Centre
Site Classification	Spontaneous
Site Open Date	29-Sep-14
Admin 1	BORNO
Admin 2	MAIDUGURI M. C.
Admin 3	BOLORI I
Latitude	13.099350
Longitude	11.843340

DEMOGRAPHICS						
Age/Sex	<1 year	1-5 years	6-17 years	18-59 years	>60 years	Total
Male	158	628	2,064	1,546	486	4,882
Female	106	416	1,851	1,064	384	3,821
Total	264	1,044	3,915	2,610	870	8,703

VULNERABLE GROUPS		
Pregnant Women	98	1.1%
Breastfeeding Mothers	300	3.4%
Persons with Physical Disabilities	50	0.6%
Persons with Mental Disabilities	10	0.1%
Single Female Headed Households	30	0.3%
Single Male Headed Households	40	0.5%
Older Persons	870	10.0%
Total	1398	16.1%

MOBILITY			
Place of Origin of Largest IDP Group	BORNO	KUKAWA	BAGA
Place of Origin of 2nd Largest IDP Group	BORNO	GUZAMALA	GUDUMBALI WEST
Area of intended return for Largest IDP Group	Place of origin		
Barriers to return home for Largest IDP Group	Lack of food		

SITE MANAGEMENT AGENCY (SMA)			
Type of SMA	Government	Agency Name	SEMA
SMA Contact Name	SEMA	Phone Number	8039703897

SERVICES			
SHELTER			
% families living outside (no shelter)	<25%	Most needed NFIs	Kitchen sets
% families living in tents	None	% HHs with mosquito nets	>75%
% families living in makeshift shelter	<25%	% HHs with access to safe cooking facilities	None
% families living indoors (solid walls)	<75%	% HHs with access to electricity	<50%

HEALTH			
Location of health facilities/services	On-site (<3 km)	Access to health facility/services	Yes
Health facilities/services provider	NGO	Most prevalent health problems	Malaria

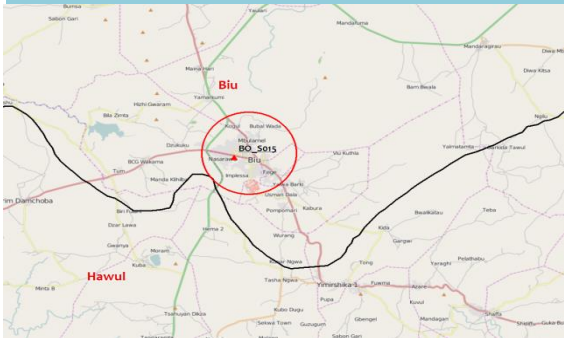
WASH			
Location of site's main water source	On-site (<10 mn)	Total number functioning toilets	0
Liters of water per person per day	Unknown	Separate male/female toilets	Yes
Main problems with drinking water	Taste	Separate male/female bathing areas	Yes

FOOD			
Access to food	Yes, on site	Frequency of food distribution	Everyday
Access to market	Yes	Supplementary feeding for pregnant/lactant mothers?	No
Most common source for obtaining food	Distribution	Supplementary feeding for children?	Yes

PROTECTION			
Security provided on-site	Yes	GBV referral mechanism in place	No
Main security provider	Military	Number of women friendly spaces	0
Most common type of security incident	Alcohol/drug-related disturbance	Number of child friendly spaces	0
Most common type of GBV incident	None	Most reported problem in receiving support	None

EDUCATION		LIVELIHOOD	
Location of nearest education facility	On-site	Number of families with source of income	98
% children going to school	>75%	Access to income generating activities	Yes

COMMUNICATION			
Main source for obtaining information	Local Leader	Main topic of information requested	Distribution



846

Households (HH)

7517

Individuals

Round 8

29 February 2016

Site ID	BO_S015
Site Type	Collective Settlement/Centre
Site Classification	Spontaneous
Site Open Date	14-Jun-14
Admin 1	BORNO
Admin 2	BIU
Admin 3	KENKEN
Latitude	10.615250
Longitude	12.181600

DEMOGRAPHICS						
Age/Sex	<1 year	1-5 years	6-17 years	18-59 years	>60 years	Total
Male	89	555	989	1,367	91	3,091
Female	97	1,216	1,391	1,606	116	4,426
Total	186	1,771	2,380	2,973	207	7,517

VULNERABLE GROUPS		
Pregnant Women	162	2.2%
Breastfeeding Mothers	292	3.9%
Persons with Physical Disabilities	3	0.0%
Persons with Mental Disabilities	0	0.0%
Single Female Headed Households	381	5.1%
Single Male Headed Households	497	6.6%
Older Persons	207	2.8%
Total	1542	20.5%

MOBILITY			
Place of Origin of Largest IDP Group	BORNO	DAMBOA	DAMBOA
Place of Origin of 2nd Largest IDP Group	YOBE	GUJBA	BUNIYADI NORTH / SOUTH
Area of intended return for Largest IDP Group	Place of origin		
Barriers to return home for Largest IDP Group	Lack of safety		

SITE MANAGEMENT AGENCY (SMA)			
Type of SMA	Government	Agency Name	NRC
SMA Contact Name	NRC	Phone Number	8067640070

SERVICES			
SHELTER			
% families living outside (no shelter)	None	Most needed NFIs	Blankets/Mats
% families living in tents	<50%	% HHs with mosquito nets	<25%
% families living in makeshift shelter	None	% HHs with access to safe cooking facilities	None
% families living indoors (solid walls)	<75%	% HHs with access to electricity	<25%

HEALTH			
Location of health facilities/services	On-site (<3 km)	Access to health facility/services	Yes
Health facilities/services provider	NGO	Most prevalent health problems	Malaria

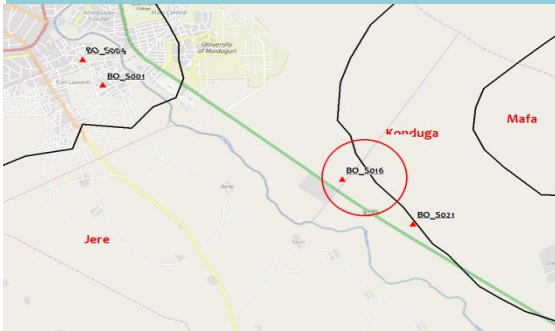
WASH			
Location of site's main water source	On-site (<10 mn)	Total number functioning toilets	12
Liters of water per person per day	>15 ltr	Separate male/female toilets	No
Main problems with drinking water	None	Separate male/female bathing areas	No

FOOD			
Access to food	Yes, on site	Frequency of food distribution	Irregular
Access to market	Yes	Supplementary feeding for pregnant/lactant mothers?	No
Most common source for obtaining food	Distribution	Supplementary feeding for children?	No

PROTECTION			
Security provided on-site	Yes	GBV referral mechanism in place	No
Main security provider	Local Authorities	Number of women friendly spaces	0
Most common type of security incident	None	Number of child friendly spaces	0
Most common type of GBV incident	None	Most reported problem in receiving support	Not enough assistance for all entitled

EDUCATION		LIVELIHOOD	
Location of nearest education facility	On-site	Number of families with source of income	0
% children going to school	<25%	Access to income generating activities	Yes

COMMUNICATION			
Main source for obtaining information	Local Leader	Main topic of information requested	Other relief assistance



2173

Households (HH)

18387

Individuals

Round 8

29 February 2016

Site ID	BO_S016
Site Type	Collective Settlement/Centre
Site Classification	Spontaneous
Site Open Date	14-Mar-15
Admin 1	BORNO
Admin 2	KONDUGA
Admin 3	AUNO / CHABBOL
Latitude	13.221470
Longitude	11.777240

DEMOGRAPHICS						
Age/Sex	<1 year	1-5 years	6-17 years	18-59 years	>60 years	Total
Male	712	908	1,761	2,691	735	6,807
Female	797	1,905	2,942	5,067	869	11,580
Total	1,509	2,813	4,703	7,758	1,604	18,387

VULNERABLE GROUPS		
Pregnant Women	887	4.8%
Breastfeeding Mothers	2,309	12.6%
Persons with Physical Disabilities	17	0.1%
Persons with Mental Disabilities	8	0.0%
Single Female Headed Households	920	5.0%
Single Male Headed Households	311	1.7%
Older Persons	1,604	8.7%
Total	6056	32.9%

MOBILITY			
Place of Origin of Largest IDP Group	BORNO	BAMA	KASUGULA
Place of Origin of 2nd Largest IDP Group	BORNO	BAMA	SHEHURI / HAUSARI / MAIRI
Area of intended return for Largest IDP Group	Place of origin		
Barriers to return home for Largest IDP Group	House damaged/destroyed		

SITE MANAGEMENT AGENCY (SMA)			
Type of SMA	Government	Agency Name	NEMA/SEMA
SMA Contact Name	NEMA/SEMA	Phone Number	NULL

SERVICES			
SHELTER			
% families living outside (no shelter)	<25%	Most needed NFIs	Blankets/Mats
% families living in tents	<25%	% HHs with mosquito nets	>75%
% families living in makeshift shelter	<50%	% HHs with access to safe cooking facilities	<75%
% families living indoors (solid walls)	<25%	% HHs with access to electricity	<25%

HEALTH			
Location of health facilities/services	On-site (<3 km)	Access to health facility/services	Yes
Health facilities/services provider	Government	Most prevalent health problems	RTI

WASH			
Location of site's main water source	On-site (<10 mn)	Total number functioning toilets	150
Liters of water per person per day	5 - 10 ltr	Separate male/female toilets	Yes
Main problems with drinking water	None	Separate male/female bathing areas	Yes

FOOD			
Access to food	Yes, on site	Frequency of food distribution	Every 2 weeks
Access to market	Yes	Supplementary feeding for pregnant/lactant mothers?	No
Most common source for obtaining food	Distribution	Supplementary feeding for children?	Yes

PROTECTION			
Security provided on-site	Yes	GBV referral mechanism in place	Yes
Main security provider	Military	Number of women friendly spaces	1
Most common type of security incident	Friction among site residents	Number of child friendly spaces	2
Most common type of GBV incident	None	Most reported problem in receiving support	Not enough assistance for all entitled

EDUCATION		LIVELIHOOD	
Location of nearest education facility	On-site	Number of families with source of income	52
% children going to school	<50%	Access to income generating activities	No

COMMUNICATION			
Main source for obtaining information	Site Management	Main topic of information requested	Situation in areas of origin



Site ID	BO_S017
Site Type	Collective Settlement/Centre
Site Classification	Spontaneous
Site Open Date	9-May-15
Admin 1	BORNO
Admin 2	MAIDUGURI M. C.
Admin 3	BOLORI I
Latitude	13.079530
Longitude	11.904080

1976
Households (HH)

11856
Individuals

Round 8
29 February 2016

DEMOGRAPHICS

Age/Sex	<1 year	1-5 years	6-17 years	18-59 years	>60 years	Total
Male	400	940	1,087	2,075	420	4,922
Female	509	1,171	1,897	2,557	800	6,934
Total	909	2,111	2,984	4,632	1,220	11,856

VULNERABLE GROUPS

Pregnant Women	485	4.1%
Breastfeeding Mothers	1,100	9.3%
Persons with Physical Disabilities	102	0.9%
Persons with Mental Disabilities	111	0.9%
Single Female Headed Households	530	4.5%
Single Male Headed Households	600	5.1%
Older Persons	1,220	10.3%
Total	4148	35.0%

MOBILITY

Place of Origin of Largest IDP Group	BORNO	NGALA	OLD GAMBORU 'A'
Place of Origin of 2nd Largest IDP Group	BORNO	KUKAWA	DORO / DUGURI
Area of intended return for Largest IDP Group	Place of origin		
Barriers to return home for Largest IDP Group	House damaged/destroyed		

SITE MANAGEMENT AGENCY (SMA)

Type of SMA	Government	Agency Name	NEMA
SMA Contact Name	NEMA	Phone Number	8032405245

SERVICES

SHELTER

% families living outside (no shelter)	<25%	Most needed NFIs	Soap
% families living in tents	<25%	% HHs with mosquito nets	>75%
% families living in makeshift shelter	None	% HHs with access to safe cooking facilities	None
% families living indoors (solid walls)	>75%	% HHs with access to electricity	>75%

HEALTH

Location of health facilities/services	On-site (<3 km)	Access to health facility/services	Yes
Health facilities/services provider	Government	Most prevalent health problems	Cough

WASH

Location of site's main water source	On-site (<10 mn)	Total number functioning toilets	168
Liters of water per person per day	10 - 15 ltr	Separate male/female toilets	Yes
Main problems with drinking water	None	Separate male/female bathing areas	Yes

FOOD

Access to food	Yes, on site	Frequency of food distribution	Everyday
Access to market	Yes	Supplementary feeding for pregnant/lactant mothers?	Yes
Most common source for obtaining food	Distribution	Supplementary feeding for children?	Yes

PROTECTION

Security provided on-site	Yes	GBV referral mechanism in place	Yes
Main security provider	Military	Number of women friendly spaces	2
Most common type of security incident	Alcohol/drug-related disturbance	Number of child friendly spaces	5
Most common type of GBV incident	Domestic violence	Most reported problem in receiving support	Fighting between recipients at distribution points

EDUCATION

Location of nearest education facility	On-site	Number of families with source of income	100
% children going to school	<75%	Access to income generating activities	Yes

LIVELIHOOD

COMMUNICATION

Main source for obtaining information	Families/Friends	Main topic of information requested	Situation in areas of origin
---------------------------------------	------------------	-------------------------------------	------------------------------

1301

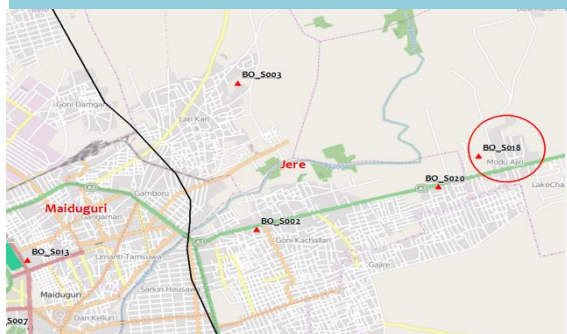
Households (HH)

8522

Individuals

Round 8

29 February 2016



Site ID	BO_S018
Site Type	Collective Settlement/Centre
Site Classification	Spontaneous
Site Open Date	2-Jul-15
Admin 1	BORNO
Admin 2	JERE
Admin 3	DUSUMAN
Latitude	13.214550
Longitude	11.861890

DEMOGRAPHICS

Age/Sex	<1 year	1-5 years	6-17 years	18-59 years	>60 years	Total
Male	261	888	967	1,595	420	4,131
Female	239	901	1,008	1,739	504	4,391
Total	500	1,789	1,975	3,334	924	8,522

VULNERABLE GROUPS

Pregnant Women	549	6.4%
Breastfeeding Mothers	804	9.4%
Persons with Physical Disabilities	10	0.1%
Persons with Mental Disabilities	5	0.1%
Single Female Headed Households	192	2.3%
Single Male Headed Households	14	0.2%
Older Persons	924	10.8%
Total	2498	29.3%

MOBILITY

Place of Origin of Largest IDP Group	BORNO	MAFA	MA'AFA
Place of Origin of 2nd Largest IDP Group	BORNO	JERE	DUSUMAN
Area of intended return for Largest IDP Group	Place of origin		
Barriers to return home for Largest IDP Group	Lack of safety		

SITE MANAGEMENT AGENCY (SMA)

Type of SMA	Government	Agency Name	NEMA
SMA Contact Name	NEMA	Phone Number	7062570440

SERVICES
SHELTER

% families living outside (no shelter)	None	Most needed NFIs	Plastic sheeting
% families living in tents	<25%	% HHs with mosquito nets	<75%
% families living in makeshift shelter	<50%	% HHs with access to safe cooking facilities	<50%
% families living indoors (solid walls)	<75%	% HHs with access to electricity	<25%

HEALTH

Location of health facilities/services	On-site (<3 km)	Access to health facility/services	Yes
Health facilities/services provider	NGO	Most prevalent health problems	Fever

WASH

Location of site's main water source	On-site (<10 mn)	Total number functioning toilets	120
Liters of water per person per day	5 - 10 ltr	Separate male/female toilets	Yes
Main problems with drinking water	None	Separate male/female bathing areas	Yes

FOOD

Access to food	Yes, on site	Frequency of food distribution	Everyday
Access to market	Yes	Supplementary feeding for pregnant/lactant mothers?	No
Most common source for obtaining food	Distribution	Supplementary feeding for children?	No

PROTECTION

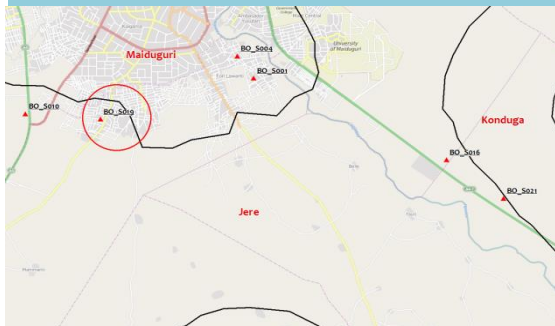
Security provided on-site	Yes	GBV referral mechanism in place	Yes
Main security provider	Military	Number of women friendly spaces	0
Most common type of security incident	Friction among site residents	Number of child friendly spaces	1
Most common type of GBV incident	Unknown	Most reported problem in receiving support	assistance was physically inadequate for most vulnerat

EDUCATION

Location of nearest education facility	None	Number of families with source of income	350
% children going to school	None	Access to income generating activities	Yes

LIVELIHOOD
COMMUNICATION

Main source for obtaining information	Radio/news	Main topic of information requested	Situation in areas of origin
---------------------------------------	------------	-------------------------------------	------------------------------



46

Households (HH)

383

Individuals

Round 8

29 February 2016

Site ID	BO_S019
Site Type	Collective Settlement/Centre
Site Classification	Spontaneous
Site Open Date	6-Nov-14
Admin 1	BORNO
Admin 2	MAIDUGURI M. C.
Admin 3	MAISANDARI
Latitude	13.083460
Longitude	11.472910

DEMOGRAPHICS

Age/Sex	<1 year	1-5 years	6-17 years	18-59 years	>60 years	Total
Male	42	41	59	29	1	172
Female	40	43	76	49	3	211
Total	82	84	135	78	4	383

VULNERABLE GROUPS

Pregnant Women	7	1.8%
Breastfeeding Mothers	82	21.4%
Persons with Physical Disabilities	0	0.0%
Persons with Mental Disabilities	1	0.3%
Single Female Headed Households	38	9.9%
Single Male Headed Households	6	1.6%
Older Persons	4	1.0%
Total	138	36.0%

MOBILITY

Place of Origin of Largest IDP Group	BORNO	GWOZA	PULKA/BOKKO
Place of Origin of 2nd Largest IDP Group	ADAMAWA	MADAGALI	GULAK
Area of intended return for Largest IDP Group	Place of origin		
Barriers to return home for Largest IDP Group	Lack of safety		

SITE MANAGEMENT AGENCY (SMA)

Type of SMA	Religious entity	Agency Name	N/A
SMA Contact Name	N/A	Phone Number	NULL

SERVICES

SHELTER

% families living outside (no shelter)	<25%	Most needed NFIs	Hygiene kits
% families living in tents	None	% HHs with mosquito nets	<50%
% families living in makeshift shelter	<50%	% HHs with access to safe cooking facilities	<50%
% families living indoors (solid walls)	<50%	% HHs with access to electricity	None

HEALTH

Location of health facilities/services	None	Access to health facility/services	No
Health facilities/services provider	None	Most prevalent health problems	Cough

WASH

Location of site's main water source	Off-site (<10 mn)	Total number functioning toilets	10
Liters of water per person per day	5 - 10 ltr	Separate male/female toilets	No
Main problems with drinking water	None	Separate male/female bathing areas	No

FOOD

Access to food	Yes, off site	Frequency of food distribution	Irregular
Access to market	Yes	Supplementary feeding for pregnant/lactant mothers?	No
Most common source for obtaining food	Other	Supplementary feeding for children?	No

PROTECTION

Security provided on-site	Yes	GBV referral mechanism in place	No
Main security provider	Self organized	Number of women friendly spaces	0
Most common type of security incident	None	Number of child friendly spaces	0
Most common type of GBV incident	Domestic violence	Most reported problem in receiving support	None

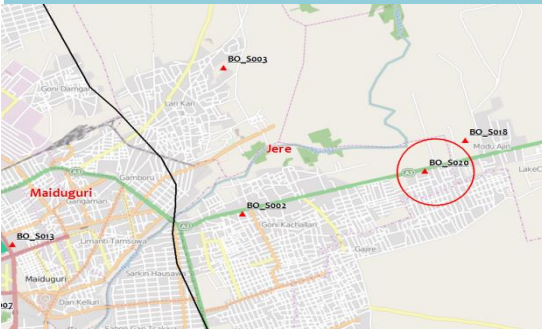
EDUCATION

Location of nearest education facility	Off-site	Number of families with source of income	30
% children going to school	<50%	Access to income generating activities	Yes

LIVELIHOOD

COMMUNICATION

Main source for obtaining information	Radio/news	Main topic of information requested	Situation in areas of origin
---------------------------------------	------------	-------------------------------------	------------------------------



475

Households (HH)

2330

Individuals

Round 8

29 February 2016

Site ID	BO_S020
Site Type	Camp
Site Classification	Spontaneous
Site Open Date	8-Jul-15
Admin 1	BORNO
Admin 2	JERE
Admin 3	MASHAMARI
Latitude	13.209340
Longitude	11.857590

DEMOGRAPHICS

Age/Sex	<1 year	1-5 years	6-17 years	18-59 years	>60 years	Total
Male	143	284	276	285	109	1,097
Female	116	297	295	370	155	1,233
Total	259	581	571	655	264	2,330

VULNERABLE GROUPS

Pregnant Women	185	7.9%
Breastfeeding Mothers	397	17.0%
Persons with Physical Disabilities	4	0.2%
Persons with Mental Disabilities	2	0.1%
Single Female Headed Households	170	7.3%
Single Male Headed Households	12	0.5%
Older Persons	264	11.3%
Total	1034	44.4%

MOBILITY

Place of Origin of Largest IDP Group	BORNO	NULL	NULL
Place of Origin of 2nd Largest IDP Group	BORNO	NULL	NULL
Area of intended return for Largest IDP Group	Place of origin		
Barriers to return home for Largest IDP Group	Lack of safety		

SITE MANAGEMENT AGENCY (SMA)

Type of SMA	Government	Agency Name	NEMA
SMA Contact Name	NEMA	Phone Number	8169512038

SERVICES

SHELTER

% families living outside (no shelter)	None	Most needed NFIs	Plastic sheeting
% families living in tents	<25%	% HHs with mosquito nets	>75%
% families living in makeshift shelter	None	% HHs with access to safe cooking facilities	<25%
% families living indoors (solid walls)	>75%	% HHs with access to electricity	None

HEALTH

Location of health facilities/services	On-site (<3 km)	Access to health facility/services	Yes
Health facilities/services provider	Government	Most prevalent health problems	Fever

WASH

Location of site's main water source	On-site (<10 mn)	Total number functioning toilets	37
Liters of water per person per day	>15 ltr	Separate male/female toilets	Yes
Main problems with drinking water	None	Separate male/female bathing areas	Yes

FOOD

Access to food	Yes, on site	Frequency of food distribution	Everyday
Access to market	Yes	Supplementary feeding for pregnant/lactant mothers?	Yes
Most common source for obtaining food	Distribution	Supplementary feeding for children?	Yes

PROTECTION

Security provided on-site	Yes	GBV referral mechanism in place	Yes
Main security provider	Military	Number of women friendly spaces	0
Most common type of security incident	Alcohol/drug-related disturbance	Number of child friendly spaces	0
Most common type of GBV incident	Domestic violence	Most reported problem in receiving support	Fighting between recipients at distribution points

EDUCATION

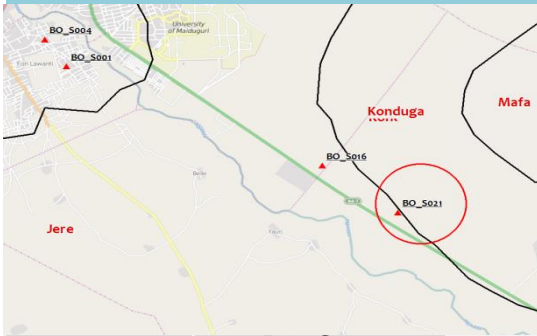
Location of nearest education facility	None
% children going to school	None

LIVELIHOOD

Number of families with source of income	150
Access to income generating activities	Yes

COMMUNICATION

Main source for obtaining information	Local Leader	Main topic of information requested	Safety and Security
---------------------------------------	--------------	-------------------------------------	---------------------



840

Households (HH)

6307

Individuals

Round 8

29 February 2016

Site ID	BO_S021
Site Type	Collective Settlement/Centre
Site Classification	Spontaneous
Site Open Date	2-Jan-14
Admin 1	BORNO
Admin 2	KONDUGA
Admin 3	DALORI / WANORI
Latitude	13.238190
Longitude	11.768790

DEMOGRAPHICS						
Age/Sex	<1 year	1-5 years	6-17 years	18-59 years	>60 years	Total
Male	105	621	1,054	1,259	20	3,059
Female	190	673	1,079	1,271	35	3,248
Total	295	1,294	2,133	2,530	55	6,307

VULNERABLE GROUPS		
Pregnant Women	172	2.7%
Breastfeeding Mothers	495	7.8%
Persons with Physical Disabilities	46	0.7%
Persons with Mental Disabilities	12	0.2%
Single Female Headed Households	35	0.6%
Single Male Headed Households	57	0.9%
Older Persons	55	0.9%
Total	872	13.8%

MOBILITY			
Place of Origin of Largest IDP Group	BORNO	KONDUGA	\WA EAST / MALARI / KANGAMA
Place of Origin of 2nd Largest IDP Group	BORNO	BAMA	KASUGULA
Area of intended return for Largest IDP Group	Place of origin		
Barriers to return home for Largest IDP Group	House damaged/destroyed		

SITE MANAGEMENT AGENCY (SMA)			
Type of SMA	Government	Agency Name	SEMA
SMA Contact Name	SEMA	Phone Number	7035334470

SERVICES			
SHELTER			
% families living outside (no shelter)	None	Most needed NFIs	Kitchen sets
% families living in tents	<25%	% HHs with mosquito nets	>75%
% families living in makeshift shelter	<25%	% HHs with access to safe cooking facilities	>75%
% families living indoors (solid walls)	>75%	% HHs with access to electricity	None

HEALTH			
Location of health facilities/services	On-site (<3 km)	Access to health facility/services	Yes
Health facilities/services provider	NGO	Most prevalent health problems	Malaria

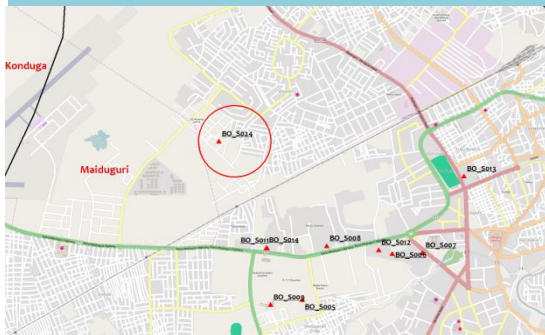
WASH			
Location of site's main water source	On-site (<10 mn)	Total number functioning toilets	87
Liters of water per person per day	>15 ltr	Separate male/female toilets	No
Main problems with drinking water	None	Separate male/female bathing areas	No

FOOD			
Access to food	Yes, off site	Frequency of food distribution	Irregular
Access to market	No	Supplementary feeding for pregnant/lactant mothers?	No
Most common source for obtaining food	Distribution	Supplementary feeding for children?	No

PROTECTION			
Security provided on-site	Yes	GBV referral mechanism in place	Yes
Main security provider	Military	Number of women friendly spaces	0
Most common type of security incident	Alcohol/drug-related disturbance	Number of child friendly spaces	0
Most common type of GBV incident	None	Most reported problem in receiving support	assistance was physically inadequate for most vulnerat

EDUCATION		LIVELIHOOD	
Location of nearest education facility	None	Number of families with source of income	0
% children going to school	None	Access to income generating activities	No

COMMUNICATION			
Main source for obtaining information	Mobile phone	Main topic of information requested	Situation in areas of origin



Site ID	BO_S024
Site Type	Collective Settlement/Centre
Site Classification	Spontaneous
Site Open Date	12-Nov-14
Admin 1	BORNO
Admin 2	MAIDUGURI M. C.
Admin 3	BOLORI I
Latitude	13.111130
Longitude	11.850270

417
Households (HH)

3127
Individuals

Round 8
29 February 2016

DEMOGRAPHICS

Age/Sex	<1 year	1-5 years	6-17 years	18-59 years	>60 years	Total
Male	100	256	327	589	30	1,302
Female	126	371	501	771	56	1,825
Total	226	627	828	1,360	86	3,127

VULNERABLE GROUPS

Pregnant Women	98	3.1%
Breastfeeding Mothers	226	7.2%
Persons with Physical Disabilities	36	1.2%
Persons with Mental Disabilities	8	0.3%
Single Female Headed Households	83	2.7%
Single Male Headed Households	68	2.2%
Older Persons	86	2.8%
Total	605	19.3%

MOBILITY

Place of Origin of Largest IDP Group	BORNO	MAFA	LOSKURI
Place of Origin of 2nd Largest IDP Group	BORNO	BAMA	KASUGULA
Area of intended return for Largest IDP Group	Place of origin		
Barriers to return home for Largest IDP Group	House damaged/destroyed		

SITE MANAGEMENT AGENCY (SMA)

Type of SMA	NULL	Agency Name	NULL
SMA Contact Name	NULL	Phone Number	NULL

SERVICES

SHELTER

% families living outside (no shelter)	None	Most needed NFIs	Kitchen sets
% families living in tents	<25%	% HHs with mosquito nets	>75%
% families living in makeshift shelter	<25%	% HHs with access to safe cooking facilities	<50%
% families living indoors (solid walls)	<75%	% HHs with access to electricity	None

HEALTH

Location of health facilities/services	Off-site (>3 km)	Access to health facility/services	Yes
Health facilities/services provider	Government	Most prevalent health problems	Malaria

WASH

Location of site's main water source	On-site (<10 mn)	Total number functioning toilets	25
Liters of water per person per day	>15 ltr	Separate male/female toilets	No
Main problems with drinking water	None	Separate male/female bathing areas	No

FOOD

Access to food	Yes, off site	Frequency of food distribution	Irregular
Access to market	Yes	Supplementary feeding for pregnant/lactant mothers?	No
Most common source for obtaining food	Distribution	Supplementary feeding for children?	No

PROTECTION

Security provided on-site	No	GBV referral mechanism in place	Yes
Main security provider	None	Number of women friendly spaces	0
Most common type of security incident	None	Number of child friendly spaces	0
Most common type of GBV incident	None	Most reported problem in receiving support	assistance was physically inadequate for most vulnerat

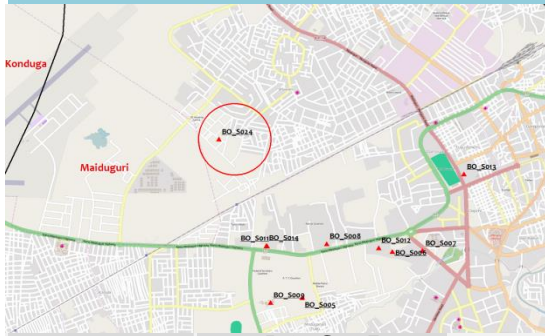
EDUCATION

Location of nearest education facility	Off-site	Number of families with source of income	0
% children going to school	<75%	Access to income generating activities	No

LIVELIHOOD

COMMUNICATION

Main source for obtaining information	Mobile phone	Main topic of information requested	Situation in areas of origin
---------------------------------------	--------------	-------------------------------------	------------------------------



24

Households (HH)

183

Individuals

Round 8

29 February 2016

Site ID	BO_S025
Site Type	Collective Settlement/Centre
Site Classification	Spontaneous
Site Open Date	10-Jun-14
Admin 1	BORNO
Admin 2	MAIDUGURI M. C.
Admin 3	BOLORI I
Latitude	11.847580
Longitude	13.108880

DEMOGRAPHICS						
Age/Sex	<1 year	1-5 years	6-17 years	18-59 years	>60 years	Total
Male	15	30	20	19	5	89
Female	17	32	24	15	6	94
Total	32	62	44	34	11	183

VULNERABLE GROUPS		
Pregnant Women	19	10.4%
Breastfeeding Mothers	38	20.8%
Persons with Physical Disabilities	5	2.7%
Persons with Mental Disabilities	2	1.1%
Single Female Headed Households	8	4.4%
Single Male Headed Households	5	2.7%
Older Persons	11	6.0%
Total	88	48.1%

MOBILITY

Place of Origin of Largest IDP Group	BORNO	MAFA	LOSKURI
Place of Origin of 2nd Largest IDP Group	BORNO	BAMA	SHEHURI / HAUSARI / MAIRI
Area of intended return for Largest IDP Group	Place of origin		
Barriers to return home for Largest IDP Group	House damaged/destroyed		

SITE MANAGEMENT AGENCY (SMA)

Type of SMA	NULL	Agency Name	NULL
SMA Contact Name	NULL	Phone Number	NULL

SERVICES

SHELTER

% families living outside (no shelter)	None	Most needed NFIs	Kitchen sets
% families living in tents	<25%	% HHs with mosquito nets	<75%
% families living in makeshift shelter	<25%	% HHs with access to safe cooking facilities	<25%
% families living indoors (solid walls)	<75%	% HHs with access to electricity	None

HEALTH

Location of health facilities/services	Off-site (>3 km)	Access to health facility/services	Yes
Health facilities/services provider	Government	Most prevalent health problems	Malaria

WASH

Location of site's main water source	On-site (<10 mn)	Total number functioning toilets	12
Liters of water per person per day	10 - 15 ltr	Separate male/female toilets	No
Main problems with drinking water	None	Separate male/female bathing areas	No

FOOD

Access to food	Yes, off site	Frequency of food distribution	Irregular
Access to market	Yes	Supplementary feeding for pregnant/lactant mothers?	No
Most common source for obtaining food	Distribution	Supplementary feeding for children?	No

PROTECTION

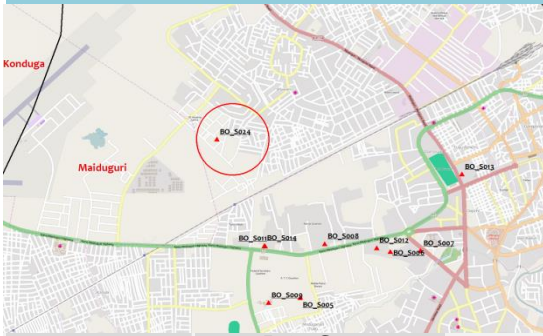
Security provided on-site	Yes	GBV referral mechanism in place	Yes
Main security provider	Self organized	Number of women friendly spaces	0
Most common type of security incident	None	Number of child friendly spaces	0
Most common type of GBV incident	None	Most reported problem in receiving support	None

EDUCATION

Location of nearest education facility	Off-site	Number of families with source of income	0
% children going to school	<50%	Access to income generating activities	No

COMMUNICATION

Main source for obtaining information	Families/Friends	Main topic of information requested	Distribution
---------------------------------------	------------------	-------------------------------------	--------------



Site ID	BO_S026
Site Type	Collective Settlement/Centre
Site Classification	Pre Identified/For Relocation
Site Open Date	3-Jun-15
Admin 1	BORNO
Admin 2	ASKIRA / UBA
Admin 3	UBA
Latitude	10.400120
Longitude	13.215140

520
Households (HH)

1588
Individuals

Round 8
29 February 2016

DEMOGRAPHICS

Age/Sex	<1 year	1-5 years	6-17 years	18-59 years	>60 years	Total
Male	38	112	260	213	68	691
Female	45	145	302	307	98	897
Total	83	257	562	520	166	1,588

VULNERABLE GROUPS

Pregnant Women	76	4.8%
Breastfeeding Mothers	135	8.5%
Persons with Physical Disabilities	4	0.3%
Persons with Mental Disabilities	1	0.1%
Single Female Headed Households	0	0.0%
Single Male Headed Households	0	0.0%
Older Persons	166	10.5%
Total	382	24.1%

MOBILITY

Place of Origin of Largest IDP Group	BORNO	ASKIRA / UBA	MUSSA
Place of Origin of 2nd Largest IDP Group	BORNO	ASKIRA / UBA	DILLE / HUYUM
Area of intended return for Largest IDP Group	Place of origin		
Barriers to return home for Largest IDP Group	Lack of safety		

SITE MANAGEMENT AGENCY (SMA)

Type of SMA	NULL	Agency Name	NULL
SMA Contact Name	NULL	Phone Number	NULL

SERVICES

SHELTER

% families living outside (no shelter)	<50%	Most needed NFIs	Blankets/Mats
% families living in tents	None	% HHs with mosquito nets	None
% families living in makeshift shelter	None	% HHs with access to safe cooking facilities	>75%
% families living indoors (solid walls)	<75%	% HHs with access to electricity	None

HEALTH

Location of health facilities/services	Unknown	Access to health facility/services	Unknown
Health facilities/services provider	None	Most prevalent health problems	Malaria

WASH

Location of site's main water source	On-site (<10 mn)	Total number functioning toilets	6
Liters of water per person per day	Unknown	Separate male/female toilets	Yes
Main problems with drinking water	None	Separate male/female bathing areas	Yes

FOOD

Access to food	Yes, on site	Frequency of food distribution	Irregular
Access to market	Yes	Supplementary feeding for pregnant/lactant mothers?	Unknown
Most common source for obtaining food	ost community donation	Supplementary feeding for children?	Unknown

PROTECTION

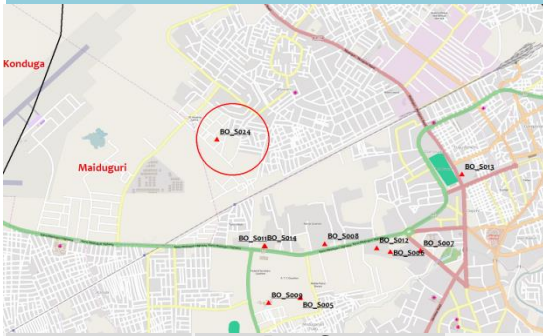
Security provided on-site	Yes	GBV referral mechanism in place	Yes
Main security provider	Police	Number of women friendly spaces	0
Most common type of security incident	None	Number of child friendly spaces	0
Most common type of GBV incident	None	Most reported problem in receiving support	Assistance did not respond to the actual need

EDUCATION

Location of nearest education facility	Unknown	Number of families with source of income	0
% children going to school	None	Access to income generating activities	Unknown

COMMUNICATION

Main source for obtaining information	Local Leader	Main topic of information requested	Situation in areas of origin
---------------------------------------	--------------	-------------------------------------	------------------------------



285

Households (HH)

1033

Individuals

Round 8

29 February 2016

Site ID	BO_S027
Site Type	Collective Settlement/Centre
Site Classification	Pre Identified/For Relocation
Site Open Date	10-Sep-13
Admin 1	BORNO
Admin 2	ASKIRA / UBA
Admin 3	LASSA
Latitude	10.509330
Longitude	13.153630

DEMOGRAPHICS						
Age/Sex	<1 year	1-5 years	6-17 years	18-59 years	>60 years	Total
Male	31	120	106	172	28	457
Female	37	162	122	232	23	576
Total	68	282	228	404	51	1,033

VULNERABLE GROUPS		
Pregnant Women	58	5.6%
Breastfeeding Mothers	92	8.9%
Persons with Physical Disabilities	0	0.0%
Persons with Mental Disabilities	0	0.0%
Single Female Headed Households	21	2.0%
Single Male Headed Households	16	1.5%
Older Persons	51	4.9%
Total	238	23.0%

MOBILITY			
Place of Origin of Largest IDP Group	BORNO	ASKIRA / UBA	KOPA / MULTHAFU
Place of Origin of 2nd Largest IDP Group	BORNO	ASKIRA / UBA	NGOHI
Area of intended return for Largest IDP Group	Place of origin		
Barriers to return home for Largest IDP Group	Lack of safety		

SITE MANAGEMENT AGENCY (SMA)			
Type of SMA	NULL	Agency Name	NULL
SMA Contact Name	NULL	Phone Number	NULL

SERVICES			
SHELTER			
% families living outside (no shelter)	None	Most needed NFIs	Mosquito nets
% families living in tents	None	% HHs with mosquito nets	<50%
% families living in makeshift shelter	None	% HHs with access to safe cooking facilities	<50%
% families living indoors (solid walls)	<75%	% HHs with access to electricity	None

HEALTH			
Location of health facilities/services	None	Access to health facility/services	Unknown
Health facilities/services provider	None	Most prevalent health problems	Malaria

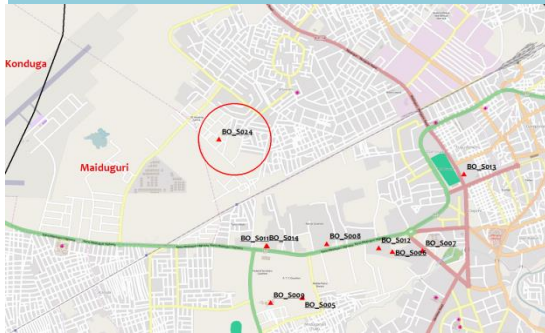
WASH			
Location of site's main water source	Off-site (<10 mn)	Total number functioning toilets	0
Liters of water per person per day	Unknown	Separate male/female toilets	Unknown
Main problems with drinking water	Taste	Separate male/female bathing areas	Unknown

FOOD			
Access to food	Yes, off site	Frequency of food distribution	Irregular
Access to market	Yes	Supplementary feeding for pregnant/lactant mothers?	Unknown
Most common source for obtaining food	Cultivated	Supplementary feeding for children?	Unknown

PROTECTION			
Security provided on-site	Yes	GBV referral mechanism in place	Unknown
Main security provider	Self organized	Number of women friendly spaces	0
Most common type of security incident	None	Number of child friendly spaces	0
Most common type of GBV incident	None	Most reported problem in receiving support	Assistance did not respond to the actual need

EDUCATION		LIVELIHOOD	
Location of nearest education facility	Unknown	Number of families with source of income	0
% children going to school	None	Access to income generating activities	Yes

COMMUNICATION			
Main source for obtaining information	Local Leader	Main topic of information requested	Situation in areas of origin



705

Households (HH)

4000

Individuals

Round 8

29 February 2016

Site ID	BO_S029
Site Type	Collective Settlement/Centre
Site Classification	Spontaneous
Site Open Date	02/23/2015
Admin 1	BORNO
Admin 2	KAGA
Admin 3	BENISHEIKH
Latitude	11.803200
Longitude	12.495680

DEMOGRAPHICS

Age/Sex	<1 year	1-5 years	6-17 years	18-59 years	>60 years	Total
Male	49	283	891	557	17	1,797
Female	62	390	794	919	38	2,203
Total	111	673	1,685	1,476	55	4,000

VULNERABLE GROUPS

Pregnant Women	119	3.0%
Breastfeeding Mothers	195	4.9%
Persons with Physical Disabilities	17	0.4%
Persons with Mental Disabilities	0	0.0%
Single Female Headed Households	2	0.1%
Single Male Headed Households	0	0.0%
Older Persons	55	1.4%
Total	388	9.7%

MOBILITY

Place of Origin of Largest IDP Group	BORNO	KAGA	DOGOMA / JALORI
Place of Origin of 2nd Largest IDP Group	BORNO	KAGA	AFA/DIG/MAUDORI
Area of intended return for Largest IDP Group	Place of origin		
Barriers to return home for Largest IDP Group	Lack of safety		

SITE MANAGEMENT AGENCY (SMA)

Type of SMA	NULL	Agency Name	NULL
SMA Contact Name	NULL	Phone Number	NULL

SERVICES

SHELTER

% families living outside (no shelter)	<25%	Most needed NFIs	Blankets/Mats
% families living in tents	None	% HHs with mosquito nets	<25%
% families living in makeshift shelter	<25%	% HHs with access to safe cooking facilities	>75%
% families living indoors (solid walls)	>75%	% HHs with access to electricity	<50%

HEALTH

Location of health facilities/services	Off-site (>3 km)	Access to health facility/services	Yes
Health facilities/services provider	Government	Most prevalent health problems	Cough

WASH

Location of site's main water source	On-site (<10 mn)	Total number functioning toilets	200
Liters of water per person per day	10 - 15 ltr	Separate male/female toilets	No
Main problems with drinking water	None	Separate male/female bathing areas	No

FOOD

Access to food	No	Frequency of food distribution	Never
Access to market	Yes	Supplementary feeding for pregnant/lactant mothers?	No
Most common source for obtaining food	Other	Supplementary feeding for children?	No

PROTECTION

Security provided on-site	Yes	GBV referral mechanism in place	No
Main security provider	Self organized	Number of women friendly spaces	0
Most common type of security incident	Friction among site residents	Number of child friendly spaces	0
Most common type of GBV incident	None	Most reported problem in receiving support	None

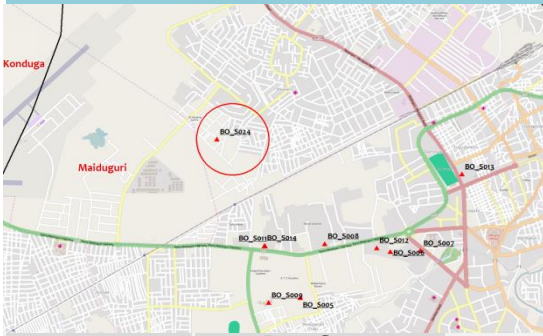
EDUCATION

Location of nearest education facility	Off-site	Number of families with source of income	500
% children going to school	<25%	Access to income generating activities	Yes

LIVELIHOOD

COMMUNICATION

Main source for obtaining information	Families/Friends	Main topic of information requested	Safety and Security
---------------------------------------	------------------	-------------------------------------	---------------------



Site ID	BO_S030
Site Type	Transitional Centre
Site Classification	Pre Identified/For Relocation
Site Open Date	01/17/2016
Admin 1	BORNO
Admin 2	KONDUGA
Admin 3	AUNO / CHABBOL
Latitude	11.846750
Longitude	13.059150

515
Households (HH)

1603
Individuals

Round 8
29 February 2016

DEMOGRAPHICS

Age/Sex	<1 year	1-5 years	6-17 years	18-59 years	>60 years	Total
Male	26	141	118	462	22	769
Female	34	197	361	234	8	834
Total	60	338	479	696	30	1,603

VULNERABLE GROUPS

Pregnant Women	40	2.5%
Breastfeeding Mothers	120	7.5%
Persons with Physical Disabilities	1	0.1%
Persons with Mental Disabilities	0	0.0%
Single Female Headed Households	100	6.2%
Single Male Headed Households	268	16.7%
Older Persons	30	1.9%
Total	559	34.9%

MOBILITY

Place of Origin of Largest IDP Group	BORNO	MARTE	MUSUNE
Place of Origin of 2nd Largest IDP Group	BORNO	NGALA	LOGUMANE
Area of intended return for Largest IDP Group	Place of origin		
Barriers to return home for Largest IDP Group	Lack of safety		

SITE MANAGEMENT AGENCY (SMA)

Type of SMA	NULL	Agency Name	NULL
SMA Contact Name	NULL	Phone Number	9056277149

SERVICES

SHELTER

% families living outside (no shelter)	<25%	Most needed NFIs	Blankets/Mats
% families living in tents	None	% HHs with mosquito nets	<25%
% families living in makeshift shelter	None	% HHs with access to safe cooking facilities	None
% families living indoors (solid walls)	>75%	% HHs with access to electricity	None

HEALTH

Location of health facilities/services	Off-site (>3 km)	Access to health facility/services	No
Health facilities/services provider	Government	Most prevalent health problems	Cough

WASH

Location of site's main water source	On-site (<10 mn)	Total number functioning toilets	6
Liters of water per person per day	10 - 15 ltr	Separate male/female toilets	Yes
Main problems with drinking water	Taste	Separate male/female bathing areas	Yes

FOOD

Access to food	Yes, on site	Frequency of food distribution	Everyday
Access to market	Yes	Supplementary feeding for pregnant/lactant mothers?	No
Most common source for obtaining food	Distribution	Supplementary feeding for children?	No

PROTECTION

Security provided on-site	Yes	GBV referral mechanism in place	No
Main security provider	Self organized	Number of women friendly spaces	0
Most common type of security incident	None	Number of child friendly spaces	0
Most common type of GBV incident	None	Most reported problem in receiving support	Not enough assistance for all entitled

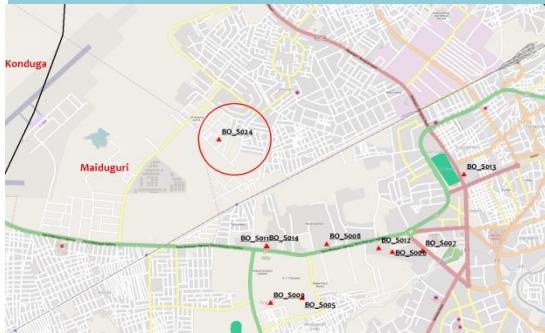
EDUCATION

Location of nearest education facility	Off-site	Number of families with source of income	0
% children going to school	None	Access to income generating activities	No

LIVELIHOOD

COMMUNICATION

Main source for obtaining information	Radio/news	Main topic of information requested	Situation in areas of origin
---------------------------------------	------------	-------------------------------------	------------------------------


16

Households (HH)

82

Individuals

Round 8

29 February 2016

Site ID	BO_S031
Site Type	Camp
Site Classification	Spontaneous
Site Open Date	NULL
Admin 1	BORNO
Admin 2	CHIBOK
Admin 3	CHIBOK LIKAMA
Latitude	10.864390
Longitude	12.844530

DEMOGRAPHICS

Age/Sex	<1 year	1-5 years	6-17 years	18-59 years	>60 years	Total
Male	6	3	8	10	1	28
Female	12	4	12	22	4	54
Total	18	7	20	32	5	82

VULNERABLE GROUPS

Pregnant Women	2	2.4%
Breastfeeding Mothers	19	23.2%
Persons with Physical Disabilities	2	2.4%
Persons with Mental Disabilities	0	0.0%
Single Female Headed Households	0	0.0%
Single Male Headed Households	0	0.0%
Older Persons	5	6.1%
Total	28	34.1%

MOBILITY

Place of Origin of Largest IDP Group	BORNO	DAMBOA	DAMBOA
Place of Origin of 2nd Largest IDP Group	BORNO	ASKIRA / UBA	NGOHI
Area of intended return for Largest IDP Group	Place of origin		
Barriers to return home for Largest IDP Group	Lack of safety		

SITE MANAGEMENT AGENCY (SMA)

Type of SMA	NULL	Agency Name	NULL
SMA Contact Name	NULL	Phone Number	NULL

SERVICES
SHELTER

% families living outside (no shelter)	None	Most needed NFIs	Blankets/Mats
% families living in tents	None	% HHs with mosquito nets	None
% families living in makeshift shelter	None	% HHs with access to safe cooking facilities	Unknown
% families living indoors (solid walls)	>75%	% HHs with access to electricity	None

HEALTH

Location of health facilities/services	None	Access to health facility/services	No
Health facilities/services provider	None	Most prevalent health problems	Malaria

WASH

Location of site's main water source	Off-site (>10 mn)	Total number functioning toilets	4
Liters of water per person per day	Unknown	Separate male/female toilets	Yes
Main problems with drinking water	Taste	Separate male/female bathing areas	Yes

FOOD

Access to food	Yes, off site	Frequency of food distribution	Irregular
Access to market	Yes	Supplementary feeding for pregnant/lactant mothers?	No
Most common source for obtaining food	Unknown	Supplementary feeding for children?	No

PROTECTION

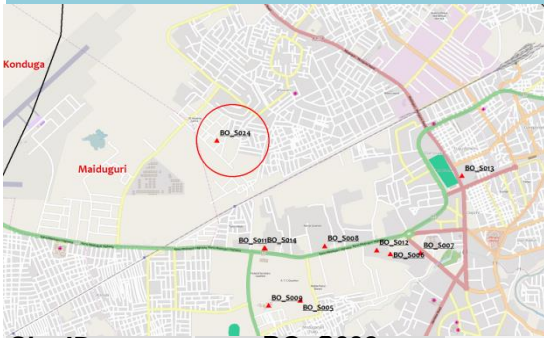
Security provided on-site	Yes	GBV referral mechanism in place	Yes
Main security provider	Military	Number of women friendly spaces	0
Most common type of security incident	Alcohol/drug-related disturbance	Number of child friendly spaces	1
Most common type of GBV incident	Unknown	Most reported problem in receiving support	Not enough assistance for all entitled

EDUCATION

Location of nearest education facility	Unknown	Number of families with source of income	0
% children going to school	None	Access to income generating activities	No

LIVELIHOOD
COMMUNICATION

Main source for obtaining information	Radio/news	Main topic of information requested	Safety and Security
---------------------------------------	------------	-------------------------------------	---------------------



Site ID	BO_S032
Site Type	Camp
Site Classification	Spontaneous
Site Open Date	06/14/2014
Admin 1	BORNO
Admin 2	BIU
Admin 3	KENKEN
Latitude	10.616330
Longitude	12.172620

813
Households (HH)

7406
Individuals

Round 8
29 February 2016

DEMOGRAPHICS

Age/Sex	<1 year	1-5 years	6-17 years	18-59 years	>60 years	Total
Male	131	542	1,023	1,576	78	3,350
Female	261	781	1,362	1,551	101	4,056
Total	392	1,323	2,385	3,127	179	7,406

VULNERABLE GROUPS

Pregnant Women	262	3.5%
Breastfeeding Mothers	541	7.3%
Persons with Physical Disabilities	2	0.0%
Persons with Mental Disabilities	0	0.0%
Single Female Headed Households	187	2.5%
Single Male Headed Households	389	5.3%
Older Persons	179	2.4%
Total	1560	21.1%

MOBILITY

Place of Origin of Largest IDP Group	YOBE	GUJBA	BUNIGARI/LAWANTI
Place of Origin of 2nd Largest IDP Group	BORNO	DAMBOA	DAMBOA
Area of intended return for Largest IDP Group	Place of origin		
Barriers to return home for Largest IDP Group	Lack of food		

SITE MANAGEMENT AGENCY (SMA)

Type of SMA	Local NGO	Agency Name	NRC
SMA Contact Name	NRC	Phone Number	70397659202

SERVICES

SHELTER

% families living outside (no shelter)	None	Most needed NFIs	Blankets/Mats
% families living in tents	<25%	% HHs with mosquito nets	<25%
% families living in makeshift shelter	<25%	% HHs with access to safe cooking facilities	<25%
% families living indoors (solid walls)	<75%	% HHs with access to electricity	None

HEALTH

Location of health facilities/services	On-site (<3 km)	Access to health facility/services	Yes
Health facilities/services provider	Local clinic	Most prevalent health problems	Malaria

WASH

Location of site's main water source	On-site (<10 mn)	Total number functioning toilets	10
Liters of water per person per day	>15 ltr	Separate male/female toilets	No
Main problems with drinking water	Taste	Separate male/female bathing areas	No

FOOD

Access to food	Yes, off site	Frequency of food distribution	Irregular
Access to market	Yes	Supplementary feeding for pregnant/lactant mothers?	No
Most common source for obtaining food	ost community donation	Supplementary feeding for children?	No

PROTECTION

Security provided on-site	Yes	GBV referral mechanism in place	No
Main security provider	Local Authorities	Number of women friendly spaces	0
Most common type of security incident	None	Number of child friendly spaces	0
Most common type of GBV incident	None	Most reported problem in receiving support	Not enough assistance for all entitled

EDUCATION

Location of nearest education facility	Off-site	Number of families with source of income	316
% children going to school	<25%	Access to income generating activities	Yes

LIVELIHOOD

COMMUNICATION

Main source for obtaining information	Radio/news	Main topic of information requested	Situation in areas of origin
---------------------------------------	------------	-------------------------------------	------------------------------