

# MIGRATION SITUATION REPORT

APRIL-SEPTEMBER 2023

UZBEKISTAN

INTERNATIONAL ORGANIZATION FOR MIGRATION (IOM)  
MOBILITY TRACKING MATRIX (MTM)



Schweizerische Eidgenossenschaft  
Confédération suisse  
Confederazione Svizzera  
Confederaziun svizra

Swiss Agency for Development  
and Cooperation SDC



Co-funded by  
the European Union

## Table of Contents

Introduction .....	3
Methodology .....	3
Limitations .....	3
International and Internal Migrant Stock and Flows .....	3
International Migration to Uzbekistan For Permanent Residence .....	5
Emigration from Uzbekistan for Permanent Residence Abroad .....	5
Labour Migration Flows from Uzbekistan to Main Destination Countries .....	6
Main Destination Countries for Migrants from Uzbekistan: Russian Federation, Kazakhstan, Republic of Türkiye, Republic of Korea, United Arab Emirates, EU countries and United States of America .....	7
Climate Change and Migration .....	11
Undocumented Migration .....	11
Remittances Inflows to Uzbekistan .....	12
Acronyms and Abbreviations .....	14
References .....	15

## Introduction

This report demonstrates the latest data and trends concerning migration in Uzbekistan, drawing upon data available for April-September 2023 from national and international datasets on internal and external movements and migrant population groups. It encompasses recent major global and regional events that have influenced internal and international migration in the country, such as the continuance of the Russian invasion of Ukraine and the resulting in changes to habitual mobility patterns in the region; the urbanization process; climate change and the growing water deficit as contributing factors of the human mobility.

## Methodology

IOM compiled, processed statistical data, and produced a narrative analysis under the guidance of the IOM Regional Office in Vienna Data and Research team. Source selection for research and analysis included literature reviews of reports, publications from national and international organizations, national research centres and from authors of relevance for the Central Asian region. Main data sources were provided by the following agencies:

- National Statistical Offices and Central Banks, particularly the Statistics Agency under the President of the Republic of Uzbekistan;
- Reports of relevant government agencies;
- United Nations High Commissioner for Refugees (UNHCR);
- World Bank (WB).

Secondary sources, such as news and journal articles were deployed to recognize regional migratory movements in the country.

## Limitations

The report focuses on the most relevant topics related to migration trends in Uzbekistan using currently available relevant and reliable datasets. It does not aim to address all migration topics. Attention is given to international and internal migration stock, the migration and emigration flows for permanent residence purposes, labour migration flows from Uzbekistan,

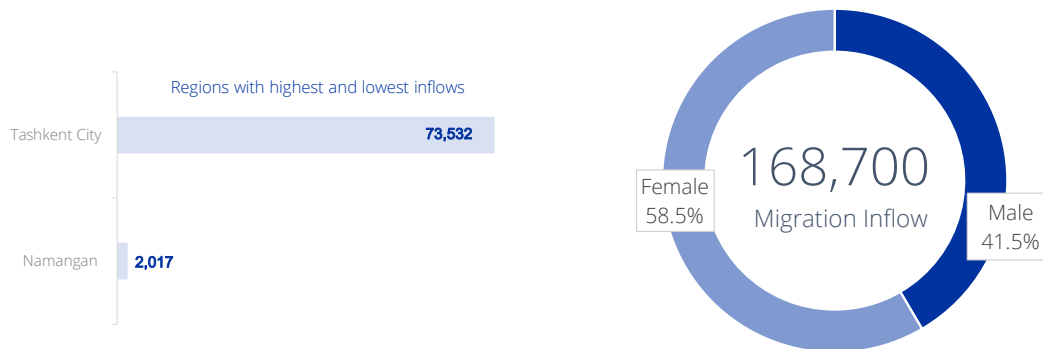
main destination countries for Uzbek international migrants, climate change and migration issues, undocumented migration, remittances and others. Limitation in data may commence from (1) unavailability of some data for the indicated period, (2) incompatible disaggregation or breakdown with other data or (3) methodology not publicly available. For clarification, please refer to the sources listed in the bibliography.

## International and Internal Migration Stock and Flows

The Statistics Agency under the President of the Republic of Uzbekistan (UzStat) provides the latest figures on both internal and international migration flows from and to the country. As it was also stated in the [Migration Situation Report in Uzbekistan of January-March 2023](#), their data presented in this report might differ from other sources due to differences in data collection period and definitions.

According to preliminary data from UzStat, as of October 2023, the total population of the country was 36.6 million people. The registered total migration inflow for January-September 2023 was 168,700 individuals. Of these, 58.5 per cent were females (98,600 individuals), and 41.5 per cent were males (70,100). This value has registered an increase of 2 per cent compared to the registered inflows (166,909 individuals) in the same period of the previous year. The highest migration inflow was to Tashkent city (73,532 individuals), while the lowest was to Namangan (2,017 individuals). Migration inflow refers to the number of arrivals, consisting of those who moved into an area from outside country and from other regions inside Uzbekistan (UzStat, 2023). In the same period, the total migration outflow was equal to 181,100 individuals: the majority (58.5%) were females (equal to 105,100 individuals), while the remaining part (41.5%) were males (76,000 individuals). Migration outflow refers to number of departures, consisting of those who moved out of an area in and from the country. From the migration outflow data, about 166,430 were internal migrants (about 92%), who changed their permanent place of living inside the country. The highest total migration outflow occurred in urban areas – 124,400 individuals (68.7%), in comparison

Figure 1. Migration inflows, January-September 2023 (absolute numbers and percentage)



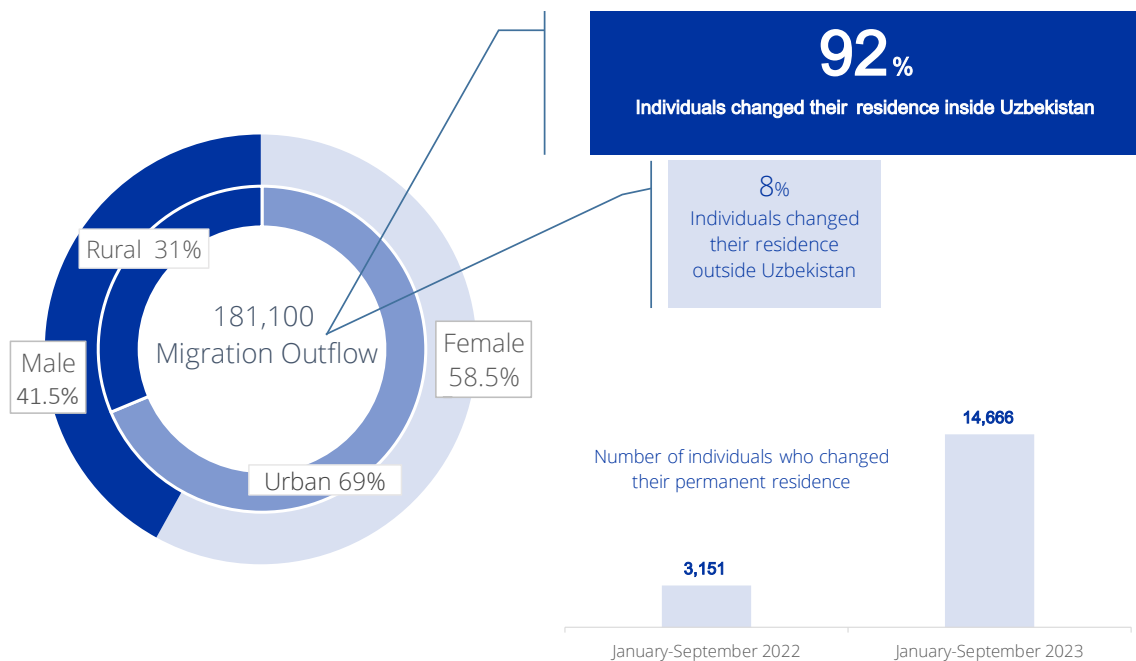
Source: UzStat, 2023

to 56,600 individuals in rural areas (31%). In the same period, approximately 8 per cent of the migrants, numbering 14,666 individuals, moved from Uzbekistan to other countries for permanent residence. This figure is three times higher than the number of individuals, who moved during the same period in the previous year, which was 3,151. This increase could be attributed to social-economic factors in the country. However, the driving forces of both types of migration are not comprehensively studied by national statistics entities in the country (UzStat, 2023).

The primary drivers of migration from the country are believed to be low income levels and wages, which compel many to seek labour migration opportunities abroad (UNICEF, 2019).

However, information on the total number of foreign nationals currently residing in the country and the total number of Uzbek nationals who left the country without changing permanent residence status in the same period is not available.

Figure 2. Migration outflow and individuals who changed their permanent residence, January-September 2023 (absolute numbers and percentage)



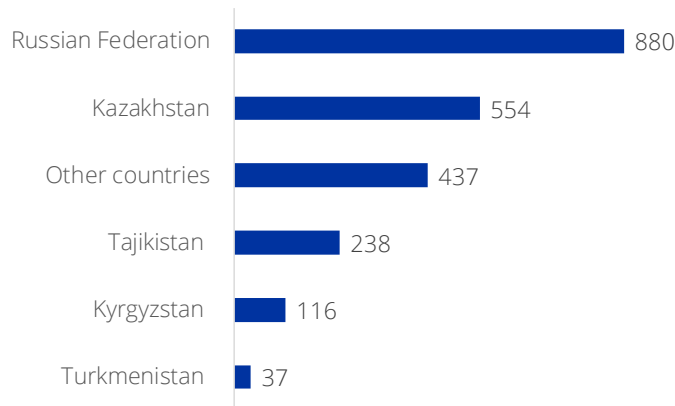
Source: UzStat, 2023

Therefore, the available data may not fully capture the entire scope of the situation. The systems for tracking internal migration primarily rely on data regarding changes in permanent residences, which is another factor limiting the comprehensive capture of the situation.

In the first ten months of 2023 about 52,000 foreign nationals visited Uzbekistan for short-term commercial purposes. The majority were from Turkmenistan, numbering 32,500 individuals, followed by 11,900 from Tajikistan, 1,400 from Afghanistan, 900 from the Republic of Türkiye, and 800 from China (UzStat, 2023).

of the Russian Federation (38.9%, 880 individuals), followed by Kazakhstan (24.5%, 554 individuals), Tajikistan (10.5%, 238 individuals), Kyrgyzstan (5.1%, 116 individuals), Turkmenistan (1.6%, 37 individuals) and other countries (19.4%, 437 individuals). As per age of the migrants, 82.8 per cent of them are in a working age, while 9.4 per cent were younger (less than 18 years old) and 7.8 per cent were older than the working age (more than 60 years old) (UzStat, 2023).

Figure 3. Migration flows to Uzbekistan for permanent residence by country of origin, January-September 2023 (absolute numbers)



Source: UzStat, 2023

According to UNHCR, as of June 2023 there are 13,025 refugees from Afghanistan, and 25,413 stateless persons in Uzbekistan (UNHCR, 2023). Since Uzbekistan is not yet a Member State of the UN Refugee Convention, Afghan citizens are not officially registered as refugees, but are considered temporary residents. The latest published information from the Government of Uzbekistan, dating back to 2021, reported that 13,032 Afghan nationals were residing in the country at that time (MIA, 2021). Since

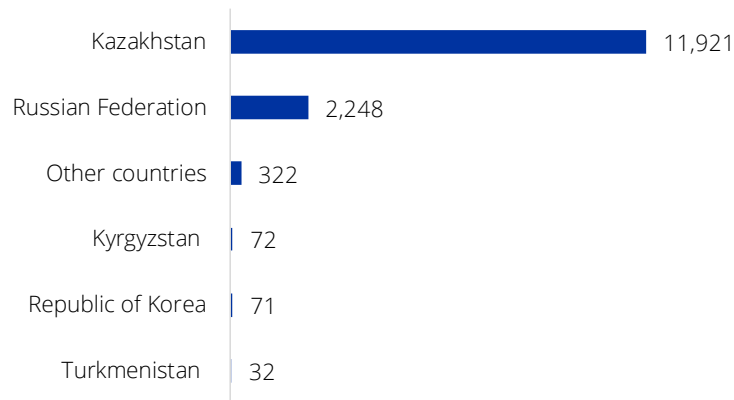
### International Migration to Uzbekistan for Permanent Residence

From January to September 2023, 2,262 international migrants arrived in Uzbekistan for the purpose of permanent living. Most international migrants who came to Uzbekistan were nationals of

### Emigration from Uzbekistan for Permanent Residence Abroad

The number of individuals who emigrated from Uzbekistan to other countries for permanent living purposes from January to September 2023 was equal to 14,666 individuals. Most of the registered emigration was to Kazakhstan (81.3%, 11,921 individuals) followed by the Russian Federation (15.3%, 2,248 individuals), Kyrgyzstan (0.5%, 72 individuals), the Republic of Korea (0.5%, 71 individuals), Turkmenistan (0.2%, 32 individuals) and other countries (2.2%, 322 individuals). Among the emigrated population from Uzbekistan, 81.4 per cent are in a working age, while the 10.4 per cent were younger (less than 18 years old) and 8.2 per cent were older than the working age (more than 60 years old) (UzStat, 2023).

Figure 4. Emigration for permanent residence by country of destination, January-September 2023 (absolute numbers)



Source: UzStat, 2023

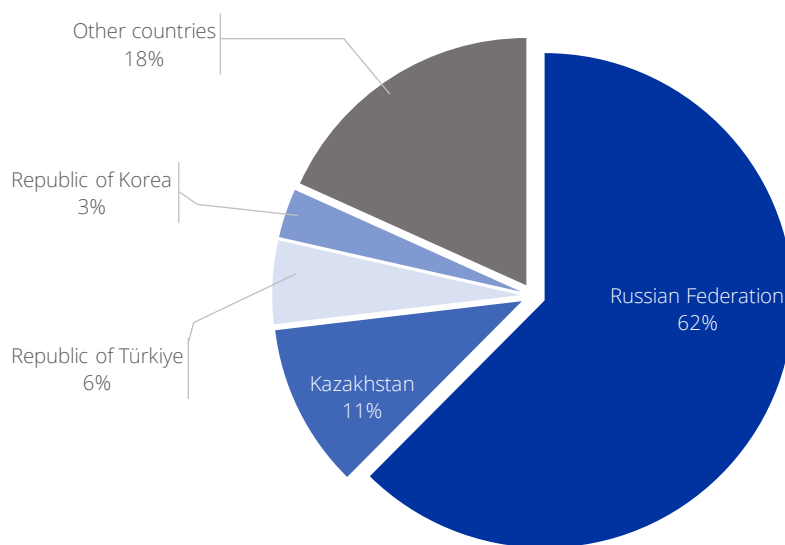
### Labour Migration Flows from Uzbekistan to Main Destination Countries

The number of the Uzbek migrant workers abroad is highly variable, depending on the availability of job opportunities and seasonal works in countries of destination (AELM, 2021).

According to the last available data, as of 1 September 2023 the number of Uzbek migrant workers, who were working abroad had reached approximately 2,1 million individuals. Most of

registered migrant workers from Uzbekistan were in the Russian Federation (62%, 1 million 300 thousand individuals), followed by Kazakhstan with 223 thousand (11%), the Republic of Türkiye with 113,1 thousand (6%), the Republic of Korea with 66,8 thousand (3%) and other countries with 379,9 thousand individuals (18%). Out of all migrant workers abroad about 521,8 thousand (24.6%) were females and 1 million 596 thousand were males (75.4%). Most of migrant workers abroad were employed in construction sector (52.7%) (AELM, 2023).

Figure 5. Share of Uzbek migrant workers abroad by country of destination, September 2023 (percentage)

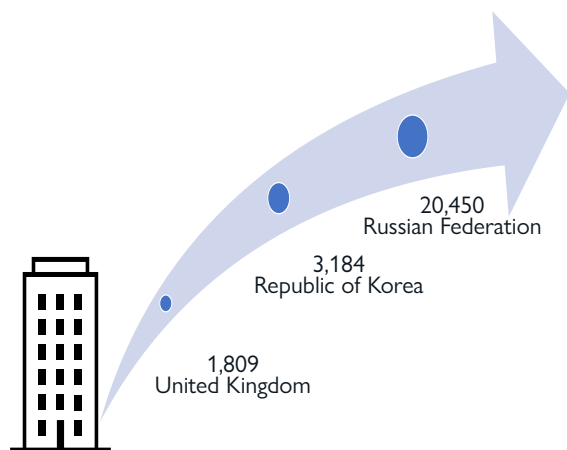


Source: AELM, 2023

From January to August 2023, the Agency for External Labour Migration (AELM) under the Ministry of Employment and Poverty Reduction of Uzbekistan (MEPR) assisted 28,207 citizens in securing employment abroad through established recruitment channels. Most of them were sent to the Russian Federation (20,450 individuals), followed by the Republic of Korea (3,184 individuals) and the United Kingdom (1,809 individuals)(AELM, 2023).

According to a study by the Caspian Policy Center (CPC), Uzbekistan is actively exploring the possibility of diversifying destination countries of labour migration because of growing concerns for Uzbek migrants in the Russian Federation (Ozat, 2023). Uzbekistan is committed to expand its bilateral cooperation with several countries on labour migration, including the United Kingdom, the Republic of Korea, the Republic of Türkiye, Japan and lay foundation for cooperation with new destination countries, such as Canada and Sweden.

Figure 6. Individuals sent abroad through established recruitment channels assisted by AELM, January-August 2023 (absolute numbers)



Source: AELM, 2023

### Main Destination Countries for Migrants from Uzbekistan: Russian Federation, Kazakhstan, Republic of Türkiye, Republic of Korea, United Arab Emirates, EU countries and United States of America

The movement of migrants from Uzbekistan to destination countries are strongly influenced by cultural, historical and geographical factors, which define migratory movements along existing migration corridors. Despite economic challenges intensified by the Russian invasion of Ukraine in February 2022, the Russian Federation remains the primary destination for Uzbek migrants.

The other significant destinations for Uzbek migrants are Kazakhstan, the Republic of Türkiye and the Republic of Korea, and few migrants also go to the United Arab Emirates (UAE), the United States of America (USA,) and the European Union (EU) countries for labour migration, education and other purposes. It should be noted that migration statistics provided by the main destination countries may differ from those provided by the Uzbek officials, due to varying methodologies and approaches. Therefore, to gain a more holistic overview of migration trends, it's important to complement Uzbekistan's official statistics with data from the national statistical offices of the destination countries.

#### Russian Federation

According to the Federal State Statistics Service of the Russian Federation (Rosstat), in the first quarter of 2023, almost 1,3 million migrants came to the country for labour migration purposes, which is 1,6 times more of the migrant workers who came to the Russian Federation in the same period of the previous year (equal to 841,501 individuals). In the first quarter of 2023, the number of Uzbek migrants who went to the Russian Federation was 630,859 individuals, which was equal to 48.8 per cent of all international migrants who entered the country in that period (Rosstat, 2023).

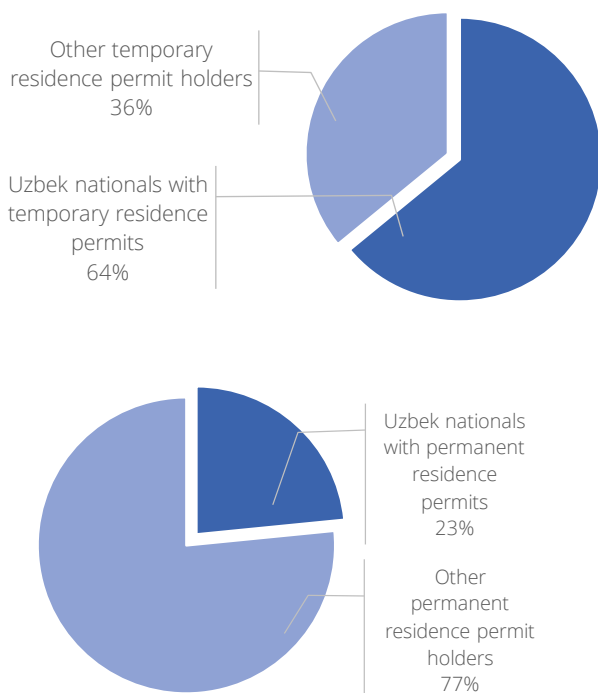
The number of migrants who went to the Russian Federation reached about 3,5 million individuals in the first half of 2023, which is 40 per cent lower compared to the same period of 2022 when 5.8 million migrants entered the Russian Federation (Rosstat, 2023).

The decrease in migration can be examined through the impact of Russian invasion of Ukraine on foreign migrants. In the Russian Federation, Uzbek migrants have faced increased security measures, scapegoating, and even direct recruitment efforts to join the war effort. In September 2022, a change in Russian law facilitated easier access to citizenship for foreign nationals, provided they serve in the military (Schenk, 2023).

### Kazakhstan

In the first half of 2023, a total of 317,793 of migrant workers from Commonwealth of Independent States (CIS) were recorded in Kazakhstan, of whom 63.6 per cent were Uzbek migrants (equal to 220,202 individuals) (KazMSC, 2023).

Figure 7. Share of Uzbek international migrants with temporary and permanent residence permits in Kazakhstan, June 2023 (percentage)



Source: KazMSC, 2023

In the first half of 2023, the total number of temporary residence permits was 390,710, out of which 64 per cent given to Uzbek nationals (equal to 250,194 permits). The total number of permanent residences permits in the first six months of 2023 accounted for 13,652 individuals and 3,198 Uzbek nationals, making Uzbekistan the second biggest country holding permanent residence permit in Kazakhstan with about 23 per cent of the total after the Russian Federation (50.2%) (KazMSC, 2023). However, Uzbek officials reported that in January-June 2023 7,080 individuals left the country to Kazakhstan for permanent living purposes (UzStat, 2023).

According to IOM, there were 56,112 international migrant workers who came to Kazakhstan in the first quarter of 2023, of which 86 per cent were Uzbek migrant workers (IOM Kazakhstan, 2023).

### Republic of Türkiye

In the first ten months of 2023 about 163,000 Uzbek citizens went to the Republic of Türkiye for different purposes – 75.2 per cent went for leisure and rest, 19.7 per cent went for visiting relatives, 1.2 per cent went to study, and 2.7 per cent went for other purposes (UzStat, 2023).

The Republic of Türkiye remains one of the most attractive destination countries for Uzbek migrants despite the economic challenges and deflation of Turkish lira. According to the Presidency of Migration Management (PMM) in the first eleven months of 2023, Uzbek nationals were in the top seven residence permit holders by reaching 52,174. In the same period, residence permits for family reasons to Uzbek nationals reached 11,370 individuals, while this number was 9,749 individuals in April 2023. On the other hand, since April 2023 the number short-term residence permits to Uzbek nationals decreased from 38,763 individuals to 28,713 individuals (PMM, 2023).



### Republic of Korea

From January to October of 2023, a notable number of Uzbek nationals (14,730) travelled to the Republic of Korea – 64.6 per cent went for leisure reasons, 23.4 per cent for visiting relatives, 8.7 per cent for medical treatments and 2.9 per cent for other purposes (UzStat, 2023).

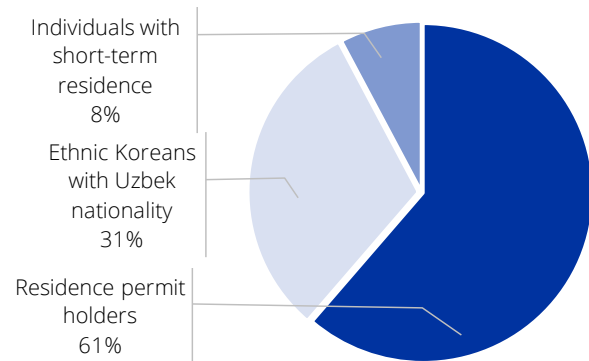
According to the latest report by Korea Immigration Service (KIS), as of September 2023 there were 2,514,159 foreign nationals residing in the country: Uzbek nationals with 86,620 individuals (3.4%) were among top five foreign nationals in the Republic of Korea. The greater part (61.3%, equal to 53,103 individuals) of Uzbek migrants have residence permits. Ethnic Koreans with Uzbek nationality made up 30.9 per cent (26,808 individuals) of the total Uzbek migrants and individuals with short-term residence made up the remaining part (7.7%, 6,710 individuals). As of September 2023, out of all Uzbek nationals residing in the Republic of Korea 28.5 per cent (equal to 24,170 individuals) had permits to work in the country (KIS, 2023). As for the number of international students in the Republic of Korea, as of May 2023 was equal to 188,000 individuals, and Uzbek students shared 6.4 per cent of all international students in the country (KOSIS, 2023).

### United Arab Emirates

Between January and October 2023, 104,643 Uzbek nationals went to the UAE: 82.6 per cent (equal to 86,519 individuals) went for leisure purpose, 16.2 per cent (17,024 individuals) for visiting relatives, 0.4 per cent (392 individuals) for medical treatments, 0.4 per cent (376 individuals) for official visit and 0.3 per cent (332 individuals) for study purposes (UzStat, 2023).

In regard to the number of migrant workers from Uzbekistan in the UAE, no official data was identified for the period of April-September 2023. According to the last available media news referring to the press-service of the MEPR Uzbekistan in 2019, annually about 4,200 Uzbek migrant workers travel to the UAE for work (MEPR, 2019).

Figure 8. Share of Uzbek migrants in the Republic of Korea by their status, September 2023 (percentage)



Source: KIS, 2023

### United States of America

Between January and August 2023, 8,163 citizens of Uzbekistan travelled to the USA for tourism purposes and study (UzStat, 2023). Approximately 59 per cent of Uzbek immigrants are proficient in English, and 53 per cent have bachelor's degrees or more advanced degrees (US Census Bureau, 2020).

The Diversity Visa (DV) Program for Uzbek nationals remains the fastest way to go to the USA. In 2020, the number of Uzbek nationals, who applied for the DV Program was 1,674,787 (2,572,653 with derivatives or about 8% of the Uzbek population), making Uzbekistan the nation with the second highest application rate after Ghana (US Department of State, 2023).

The number of DV winners from Uzbekistan is stable among years: 5,319 individuals for 2021, 6,001 individuals for 2022 and 5,511 individuals for 2023 (US Department of State, 2023). For most women, push factors for migration in the USA were the limited economic and educational opportunities for themselves and their children in Uzbekistan, whereas pull factors for men were employment and economic opportunities in the USA (Tsoy et al., 2023).

### European Union countries

Consolidated information on the total number of residence permits released to Uzbek nationals in the EU countries are still not available for the period of April-September 2023, however according to the EU statistics platform (Eurostat) as of 31 December 2022, the total number of Uzbek nationals with residence permits were 40,406 individuals. Majority of them were in Poland (23.6% 9,541 individuals), followed by Germany (19.6%, 7,973 individuals), Latvia (8.1%, 3,275 individuals), Czechia (7.5%, 3,036 individuals), Sweden (7.0%, 2,873 individuals) and other EU countries (33.9%, 13,708 individuals) (Eurostat, 2023).

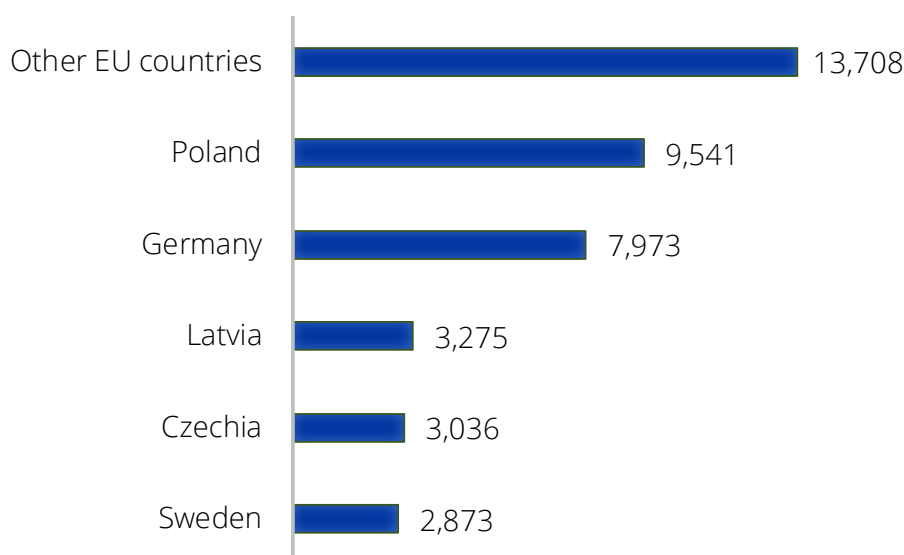
According to the Eurostat, the number of asylum applications by Uzbek nationals in EU countries during the first nine months of 2023 was equal to 880 applicants – 77.2 per cent of males and 22.8 per cent of females. Major part of asylum applications by Uzbek nationals (63% or 555 applications) was registered in Sweden in this period (Eurostat, 2023).

As reported by Eurostat, in the first three quarters of 2023, about 2,700 Uzbek nationals were ordered to leave the territory of the EU (Eurostat, 2023). Most of them were residing in Sweden (625 individuals) and Latvia (600 individuals) (Eurostat, 2023).

In Germany, 253 Uzbek nationals who were facing deportation in 2022 are still living in the country. In early May 2023 Uzbekistan and Germany have signed a migration agreement that would make deportation more straightforward, while seeking to attract care workers for children and elderly (Yuz.uz, 2023).

Most Uzbek migrants heading to EU are believed to prefer Poland due to lower living costs, relatively easy process of obtaining work permits, lower tuition cost for study and easier integration to the Polish culture as most of them learn Polish faster. According to the Statistics of Poland, the number of Uzbek students in the 2022-2023 academic year were equal to 2,049 individuals and a total of 33,373 work permits were given to the Uzbek nationals in 2022 (Statistics of Poland, 2023).

Figure 9. Number of Uzbek residence permit holders in EU countries, 2022 (absolute numbers)



Source: Eurostat, 2023


## Climate Change and Migration

Present climate projections from the World Bank Group and the Asian Development Bank suggest temperatures that are hazardous to public health could soon become more common in Uzbekistan. Their projections indicate the strongest increase in temperature in the Ferghana valley (5.6°C–5.7°C), followed by the Aralkum desert (5.5°C–5.6°C) by 2090 (World Bank and Asian Development Bank, 2021). The Ministry of Emergency Situations of the Republic of Uzbekistan (MES) reported three cases of emergency caused from natural disasters for January-September 2023. In 2022, there were six such reports (MES, 2023). According to the Internal Displacement Monitoring Centre (IDMC), Uzbekistan had 170 internally displaced migrants (IDPs) caused by floodings in 2022 (IDMC, 2023).

Following the Sendai Framework, the National Action Plan aims to make specific references to the impact of disaster on displacement, as well as the importance of leveraging migrants' knowledge, skills and capacities in the design and implementation of disaster risk reduction.

According to the International Trade Administration (ITA), in 2023 the agricultural sector accounts for about 25 per cent of Uzbekistan's national Gross Domestic Product (GDP) and employs about 20 per cent of the total labour force (ITA, 2023). The effects of land and soil degradation, water scarcity and natural disasters caused by climate change on livelihoods especially in the Ferghana valley needs more attention. The increase in the number and intensity of disasters is likely to increase seasonal and long-term migration (WB and ADB, 2021).

Figure 10. Agriculture's share in Uzbekistan's GDP and labour force dependent on agriculture, 2023 (percentage)



Uzbekistan's National Gross Domestic Product (GDP)

Source: ITA, 2023

The Institute of Strategic and Interregional Studies under the President of Uzbekistan (ISRS) stated that annual economic loss from natural disasters in the Central Asian region reached 3 billion USD, affecting 1.4 million people (ISRS, 2023) More data is needed to track the impacts of climate change on the migration situation in Uzbekistan.

In April 2023, Uzbekistan adopted a National Action Plan 2023-2030 aimed at the implementing strategies from the Sendai Framework for Natural Disaster Risk Reduction for 2015-2020.

## Undocumented Migration

In recent times, a small number of cases of undocumented migration linked to Uzbek nationals have been identified. Ministry of Internal Affairs (MIA) of Uzbekistan is the main government entity handling undocumented migration in the country. However, the data on irregular entries and exits on the country border is not publicly available.

As reported by Eurostat, in 2022 a total of 2,145 Uzbek nationals were found to be irregularly

present in EU countries (Eurostat, 2023). Sweden has a relatively small but growing community of migrants from Uzbekistan. Independent researcher Eraliev (2023) claims there are more than 5,000 individuals originating from Uzbekistan living in Sweden, but the number of undocumented migrants from Uzbekistan in the country is believed to be between 15,000 and 20,000, or three to four times more than official figures. Undocumented Uzbek nationals find work in construction, service and restaurant sectors. Most of Uzbek migrants in Sweden have come via two ways - through assignments from Polish, Estonian or Latvian firms in Sweden and from neighbouring countries on their own. Unable to find legal pathways to regularise their status, many of these individuals turn to informal channels and document facilitators to obtain the necessary permits and documents to remain in the country (Eraliev, 2023).

According to the PPM Türkiye, the number of irregular migrants from Uzbekistan captured by authorities is equal to 9,172 individuals as of November 2023. The irregular migrants from Uzbekistan shared 3.8 per cent of all irregular migrants in the Republic of Türkiye (PMM, 2023).


In the USA, between 2021 and 2023, tens of thousands of immigrants classified as “special interest aliens” by the Government, who tried to enter the USA illegally through Mexico. In this period, more than 13,000 Uzbek nationals using smugglers and irregular migration routes were arrested (US Customs and Border Protection, 2023). Narratives that unauthorized migration is a security threat has increased migration enforcement. Specifically, the USA-Mexico border security enforcement is likely to push future unauthorized migrants to pursue the irregular and often deadly migration routes.

The data on trafficking in persons of Uzbek nationals was found in the United States Trafficking in Persons Report (USTIP) and reports of MIA Uzbekistan. The Uzbek authorities reported that 172 investigations were conducted against trafficking cases, including 125 cases for sex trafficking, 16 cases for labour trafficking, and 31 cases involving unspecified exploitation of children in 2022.

In the same year, 93 victims of trafficking (80 women and one girl for sex trafficking and 12 men for labour exploitation) were identified by the authorities, while NGOs identified seven victims of trafficking – four women for sex trafficking and three men for labour exploitation (US Department of State, 2023).

As per the information obtained from MIA Uzbekistan through the IOM request, in the first eleven months of 2023, 141 cases of trafficking in persons were reported and 193 victims of trafficking in persons were identified (18 males, 133 females and 42 individuals under 18 years old). The main countries of destination for trafficking in persons of Uzbek nationals were the Republic of Türkiye, Kazakhstan, the Russian Federation, the UAE and India (MIA, 2023).

Figure 11. Uzbek victims of trafficking, January-November 2023 (absolute numbers)



Source: MIA, 2023

### Remittances Inflows to Uzbekistan

There have been fluctuations in remittance inflows to Uzbekistan since the beginning of 2023. According to the World Bank, in the first four months of 2023 money transfers to Uzbekistan reached 3,1 billion USD increasing 21 per cent in comparison to the same period of 2022: 87 per cent of the remittance inflows to the country came from the Russian Federation during this period (Kim, 2023).

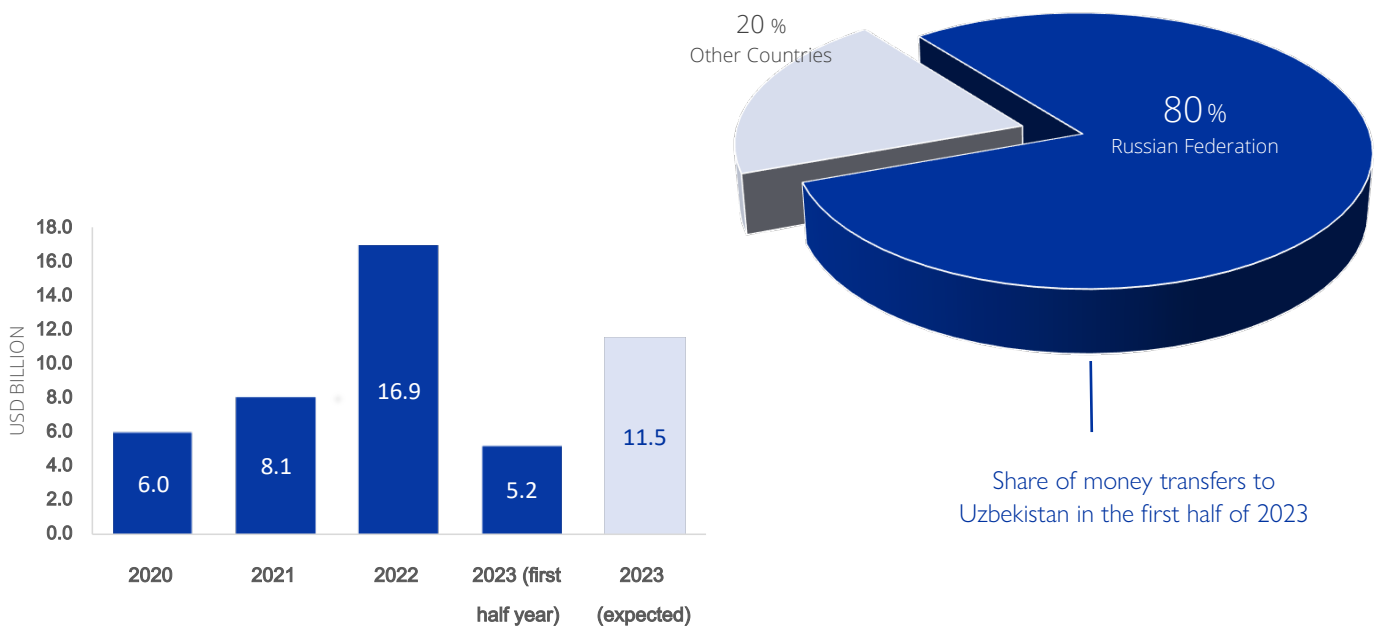
According to the Central Bank of Uzbekistan (CB), in January-June 2023 the total remittance inflows to the country accounted for 5,2 billion USD, resulting in 21.5 per cent lower money transfers compared to the same period of 2022.

The Russian Federation remained the main source of remittance inflows to Uzbekistan with 80 per cent of total money transfers to the country in the first half of 2023 (CB, 2023).

By the end of the year, total remittance inflows are expected to be around 11-11,5 billion USD, which would be almost 32-35 per cent lower (16,9 billion USD) than the total money transfers to Uzbekistan in 2022 (CB, 2023). The decrease in money transfers is also being projected by other experts, particularly WB projects one per cent decline in remittance inflows to Europe and Central Asia in 2023 (Ratha et al., 2023).

The sharp increase in money transfers to Uzbekistan in the previous year was explained by Central Bank as the result of legalization of previously unaccounted channels for sending money, an increase in export earnings in cash, and others. Some of the money transfers to Uzbekistan made by citizens of Kyrgyzstan and Tajikistan where due to a shortage of cash currency. Individuals transferred their money to banks of Uzbekistan for cashing (CB, 2023).

Figure 12. Remittance inflows to Uzbekistan in 2020-2023 (USD billions and %)



Source: CB, 2023

## Acronyms and Abbreviations

- ADB** Asian Development Bank
- AELM** Agency for External Labour Migration of the Republic of Uzbekistan
- CB** Central Bank of the Republic of Uzbekistan
- CIS** Commonwealth of Independent States
- CPC** Caspian Policy Center
- EU** European Union
- Eurostat** European Union Statistics Platform
- GDP** Gross Domestic Product
- IDMC** Internal Displacement Monitoring Centre
- IDPs** Internally Displaced Persons
- IOM** International Organization for Migration
- ITA** International Trade Administration
- ISRS** Institute for Strategic and Regional Studies under the President of the Republic of Uzbekistan
- KazMSC** Migration Service Committee of the Ministry of Internal Affairs of the Republic of Kazakhstan
- KIS** Korea Immigration Service, Ministry of Justice of the Republic of Korea
- KOSIS** Korean Statistical Information Service
- MEPR** Ministry of Employment and Poverty Reduction of the Republic of Uzbekistan
- MIA** Ministry of Internal Affairs the Republic of Uzbekistan
- MPI** Migration Policy Institute
- NGOs** Nongovernmental organizations
- PMM** Presidency of Migration Management of the Republic of Türkiye
- Rosstat** Federal State Statistics Service of the Russian Federation
- UAE** United Arab Emirates
- UNHCR** United Nations High Commissioner for Refugees
- USA** United States of America
- UzStat** Statistics Agency under the President of the Republic of Uzbekistan
- WB** World Bank

## References

Agency for External Labour Migration under the Ministry of Employment and Poverty Reduction of the Republic of Uzbekistan (AELM)

2021 [Head of AELM interview to the media](#), Kun.uz news website.

2023 [AELM aggregate data \(as of September, 2023\)](#), AELM website.

Central Bank of the Republic of Uzbekistan (CB)

2023 [CB Chief's report for the first half of 2023](#), Central Bank of the Republic of Uzbekistan.

De Haas H., Castles S. and M. Miller

2019 *The Age of Migration*, Red Globe Press, London.

Eraliev, Sh.

2023 ["The Shadow Side of Migration: Exploring the Nexus between Undocumentedness, Informality and Crime among Uzbek Migrants in Sweden"](#), Nordic Journal of Criminology, 24(2), p.1-6.

Federal State Statistics Service of the Russian Federation (Rosstat)

2023 [Official statistics](#), Rosstat website.

Institute for Strategic and Regional Studies under the President of the Republic of Uzbekistan (ISRS)

2023 [Uzbekistan's role in overcoming climate challenges](#), ISRS website.

Internal Displacement Monitoring Centre (IDMC)

2023 [Global Report on Internal Displacement 2023](#), IDMC, Vienna.

International Organization for Migration (IOM)

2023 [MTM Baseline Mobility Assessment in Kazakhstan](#), IOM Kazakhstan, Almaty.

International Trade Administration (ITA)

2023 [Uzbekistan – Country Commercial Guide](#), International Trade Administration.

Korea Immigration Service, Ministry of Justice of the Republic of Korea (KIS)

2023 [Monthly Statistics on Immigrants and Foreign Residents](#), Korea Immigration Service website.

Korean Statistical Information Service (KOSIS)

2023 [Statistical Database](#), KOSIS website.

Kim, E.J.

2023 [Remittances to Europe and Central Asia post a strong growth](#), World Bank (WB) Blog post.

Migration Service Committee of the Ministry of Internal Affairs Republic of Kazakhstan (KazMSC)

2023 [Migration statistics](#), KazMSC website.

Ministry of Emergency Situations of the Republic of Uzbekistan (MES)

2023 [Comparative diagrams of occurred emergencies](#), MES website.

Ministry of Employment and Poverty Reduction of the Republic of Uzbekistan (MEPR)

2019 [Uzbekistan plans to send one million migrant workers to the UAE](#), Press release in Spot news.

Ministry Internal Affairs of the Republic of Uzbekistan (MIA)

2021 [Afghans will not be deported after the visa expire](#), Interview for the Gazeta.uz news

Presidency of Migration Management of the Republic of Türkiye (PMM)

2023 [Residence Permits](#), PMM website.

2023 [Irregular Migration](#), PMM website.

Ozat, M.

2023 [Central Asian Labor Migration: Exploring New Destinations Amid Geopolitical Tensions](#), Caspian Policy Center (CPC), Washington DC.

Ratha, D., Plaza, S., Kim, E.J., Chandra, V., Kurasha, N. and B. Pradhan

2023 [Remittances Remain Resilient But Are Slowing, Migration and Development Brief 38](#), KNOMAD–World Bank, Washington, DC.

Schenk, C.

2023 [Post-Soviet Labor Migrants in Russia Face New Questions amid War in Ukraine](#), Migration Policy Institute (MPI), Washington DC.

Statistics Agency under the President of the Republic of Uzbekistan (UzStat)

2023 [Demographic situation in Uzbekistan – January-September 2023 \(Preliminary Data\)](#), UzStat website.

2023 [Press-service of the Statistics Agency](#), UzStat website.

Statistical Office of the European Union (Eurostat)

2023 [Statistics on Migration](#), Eurostat ; Bruxelles.

Statistics of Poland

2023 [Demographic Yearbook of Poland](#), Statistics of Poland.

Tsoy, A., Dinh, T. and Sh. Djurabaeva

2023 [“Understanding Migration and Resettlement Experiences of Uzbek Immigrants in the United States”](#), Graduate Student Journal of Psychology, 20, pp. 153- 176.

US Census Bureau

2020 [Selected population profile in the United States: Uzbekistan](#), US Census Data website

US Department of State

2023 [Diversity Visa Program statistics](#), US Department of State website.

2023 [Trafficking in Persons Report 2023: Uzbekistan](#), US Department of State website.

United Nations Children’s Fund (UNICEF)

2019 [Effects of migration on children of Uzbekistan](#), UNICEF website..

United Nations High Commissioner for Refugees (UNHCR)

2023 [UNHCR Refugee Data Finder](#), UNHCR website.

World Bank (WB) and Asian Development Bank

2021 [Climate Risk Country Profile: Uzbekistan](#), Asian Development Bank.

Yuz.uz

2023 [Uzbekistan and Germany will ease the migration processes](#), Yuz.uz, Media Press, 6 October 2023.



The opinions expressed in the report are those of the authors and do not necessarily reflect the views of the International Organization for Migration (IOM). The designations employed and the presentation of material throughout the report do not imply the expression of any opinion whatsoever on the part of IOM concerning legal status of any country, territory, city or area, or of its authorities, or concerning its frontiers or boundaries

The International Organization for Migration  
The Mission in Uzbekistan

4 Lomonosova street  
Mirzo Ulugbek district  
Tashkent 100077  
Uzbekistan

© 2023 International Organization for Migration (IOM)

For further information:  
IOM Tashkent  
Email: [iomtashkent@iom.int](mailto:iomtashkent@iom.int)

