

OVERVIEW

The International Organization for Migration (IOM) in Pakistan collects data on the outflows of Afghans at the Torkham (Khyber Pakhtunkhwa) and Chaman (Balochistan) border crossing points (BCPs) to better understand the movements of Afghans returning to Afghanistan. The data presented below is harmonised with those from the United Nations High Commissioner for Refugees (UNHCR), whom also cover Ghulam Khan (Khyber Pakhtunkhwa) and Badini (Balochistan).

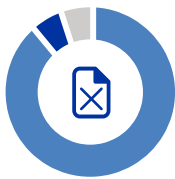
On 26 September 2023, the Ministry of Interior in Pakistan announced its decision to enact its “Illegal Foreigners’ Repatriation Plan (IFRP)”. Between 1 and 15 December 2023, 35,228 Afghan nationals returned to Afghanistan, including 19,169 through the Torkham BCP, 14,465 through the Chaman BCP, 1,173 through the Ghulam Khan BCP and 421 through the Badini BCP. In addition, border authorities deported 2,512 individuals due to a lack of valid documentation. Since 1 January 2023, IOM identified 503,762 returns at the four BCPs, excluding those deported.

HIGHLIGHTS

- During this reporting period, returns of Afghans have remained high, however, DTM teams have observed a decrease of 51 per cent in returns as compared to the last two weeks of November.
- Eighty-seven per cent of the annual returns in 2023 have occurred since the announcement of the IFRP on 15 September 2023.
- In terms of push factors, during the current reporting period, 82 per cent of the surveyed returnee families indicated they are moving back to Afghanistan due to fear of arrest. Thirty-one per cent also indicated forced repatriation as an important push factor.
- During the reporting period, three per cent of the overall flow could be considered vulnerable persons.<sup>1</sup> The Displacement Tracking Matrix (DTM) registered 414 returnees moving back to Afghanistan who were chronically ill and require medical attention, in addition to 263 elderly individuals, and 96 persons with disabilities (PWD).

**536,165** AFGHAN NATIONALS RETURNED TO AFGHANISTAN (BETWEEN 1 JANUARY – 15 DECEMBER 2023)

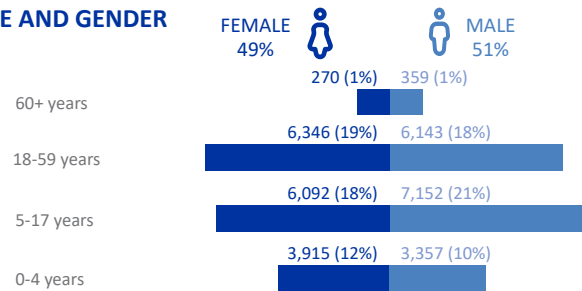
DISTRIBUTION OF RETURNEES BETWEEN 1 TO 15 DECEMBER



Undocumented	89%
PoR holder	6%
ACC holder	5%

This visual only applies to ACC holders and undocumented Afghans returning through Torkham and Chaman

AGE AND GENDER



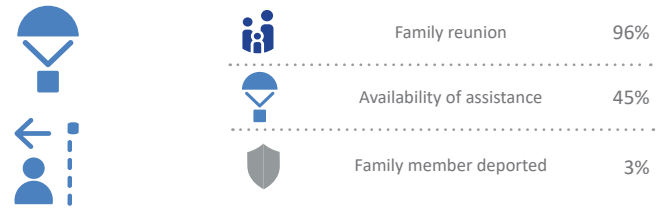
This visual only applies to ACC holders and undocumented Afghans returning through Torkham and Chaman

This visual only applies to ACC holders and undocumented Afghans returning through Torkham and Chaman

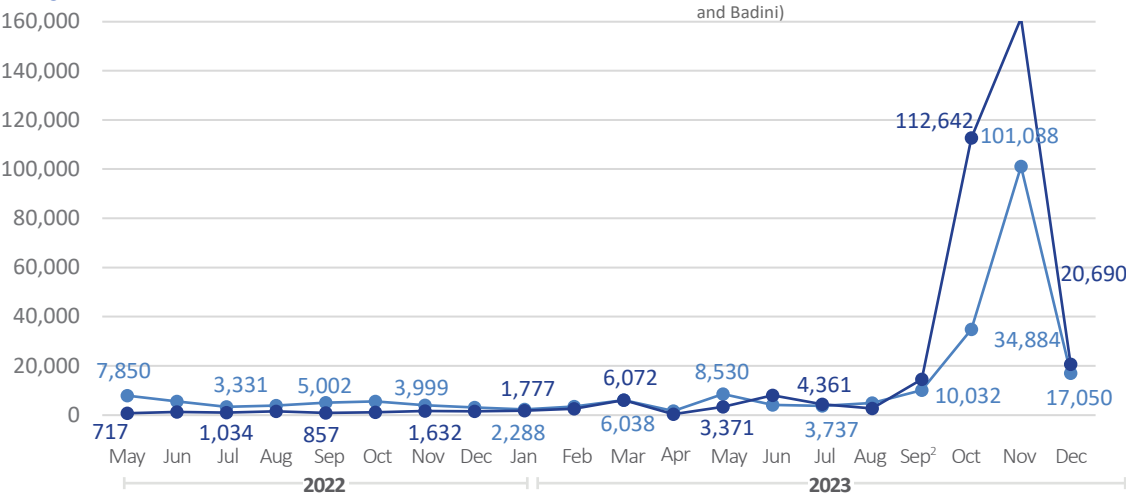
PUSH FACTORS (TOP 4) (Multiple answers, N = 1,858, can exceed 100%)



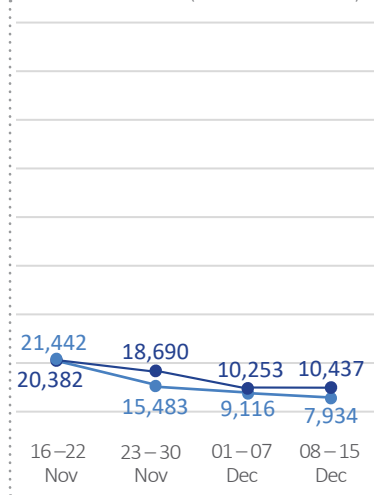
PULL FACTORS (TOP 3) (Multiple answers, N = 1,858, can exceed 100%)



RETURN TREND



WEEKLY TRENDS (LAST FOUR WEEKS)



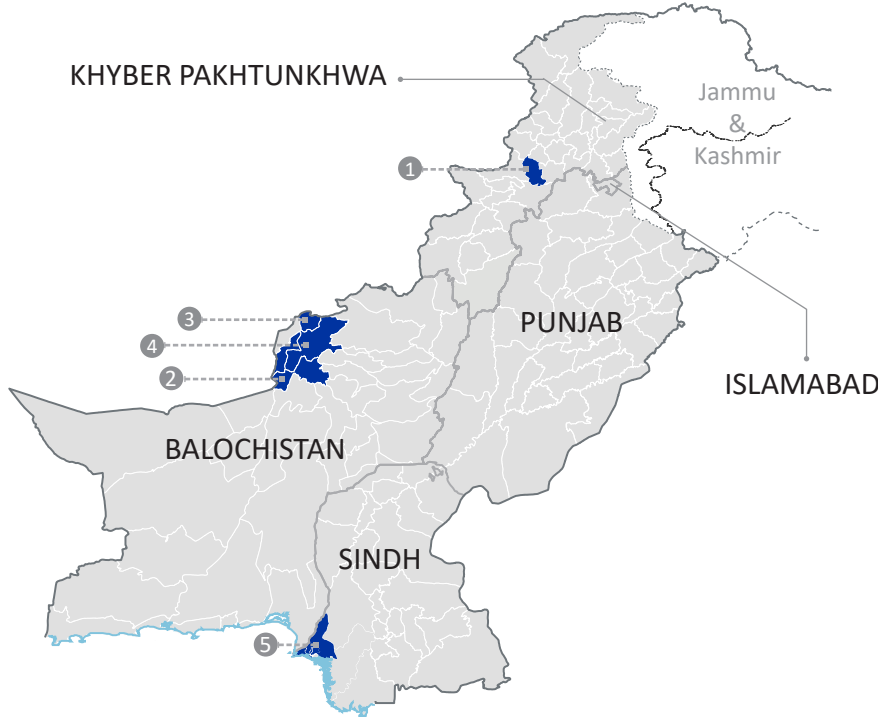
<sup>1</sup> Vulnerable persons include: persons with disabilities, those who need medical attention, pregnant women, elderly persons, unaccompanied minors, drug addicts, mentally ill persons and widowed persons.  
<sup>2</sup> As of 15 September 2023, IOM and UNHCR have harmonized their flow monitoring data, therefore, data prior to 15 September 2023 does not include PoR holders.

**SETTLEMENT TYPE LEGEND**

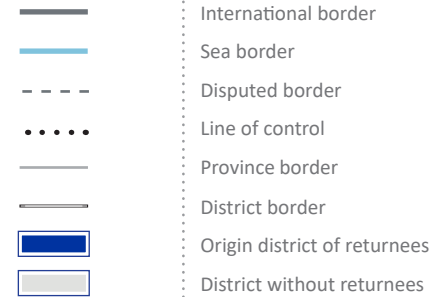


This visual only applies to ACC holders and undocumented Afghans returning through Torkham and Chaman

**DISTRICTS OF ORIGIN IN PAKISTAN**



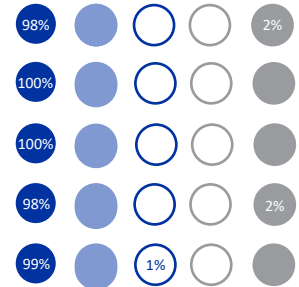
**LEGEND**



**ORIGIN DISTRICT**

ORIGIN DISTRICT	PERCENTAGE
1. Peshawar.....	26%
2. Quetta.....	20%
3. Killa Abdullah.....	7%
4. Pishin.....	7%
5. Karachi Central.....	6%

**SETTLEMENT TYPE**

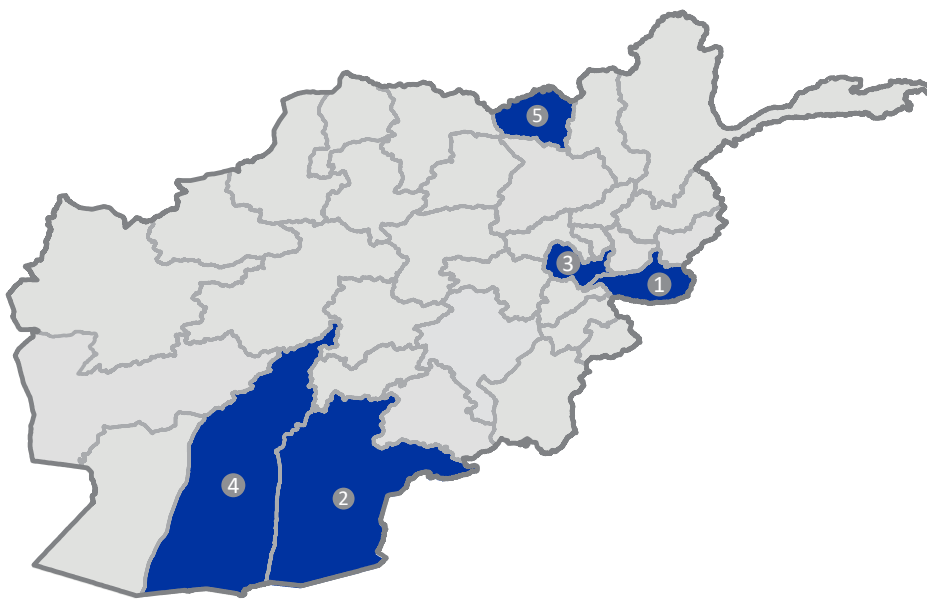


Note: This map and the following legends focus on the top 5 districts of origin in Pakistan during the reporting period from 01 – 15 December 2023

Disclaimer: Dotted line represents approximately the line of control in Jammu and Kashmir agreed upon by India and Pakistan. The final status of Jammu and Kashmir has not yet been agreed upon by the parties. The designations employed and the presentation of material on this map do not imply the expression of any opinion whatsoever on the part of IOM or United Nations concerning the legal status of any country, territory, city or area or of its authorities, or concerning the delimitation of its frontiers or boundaries.

This visual only applies to ACC holders and undocumented Afghans returning through Torkham and Chaman

**PROVINCES OF INTENDED DESTINATION**



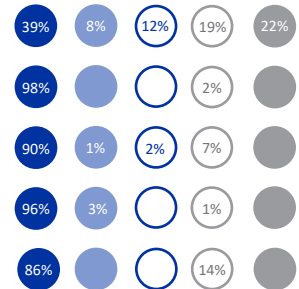
**LEGEND**



**INTENDED PROVINCE**

INTENDED PROVINCE	PERCENTAGE
1. Nangarhar.....	35%
2. Kandahar.....	31%
3. Kabul.....	15%
4. Helmand.....	4%
5. Kunduz.....	3%

**SETTLEMENT TYPE**



Note: This map and the following legends focus on the top 5 provinces of intended destination in Afghanistan during the reporting period from 01 – 15 December 2023

Disclaimer: The designations employed and the presentation of material throughout the report do not imply the expression of any opinion whatsoever on the part of IOM concerning the legal status of any country, territory, city or area, or of its authorities, or concerning its frontiers or boundaries.