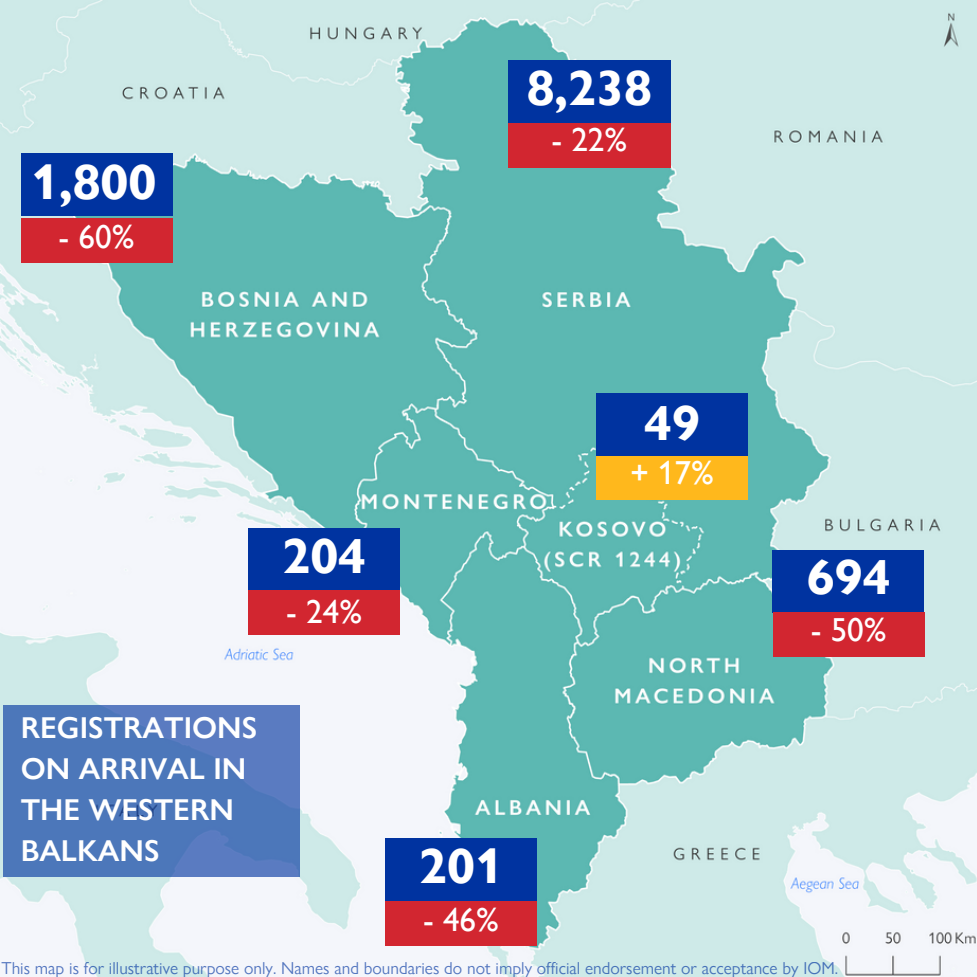


### REGISTRATIONS ON ARRIVAL <sup>1</sup>



REGISTRATIONS ON ARRIVAL IN THE WESTERN BALKANS

This map is for illustrative purpose only. Names and boundaries do not imply official endorsement or acceptance by IOM.

\* References to Kosovo shall be understood to be in the context of the United Nations Security Council Resolution 1244 (1999).

# 11,186

REGISTRATIONS ON ARRIVAL IN NOVEMBER 2023

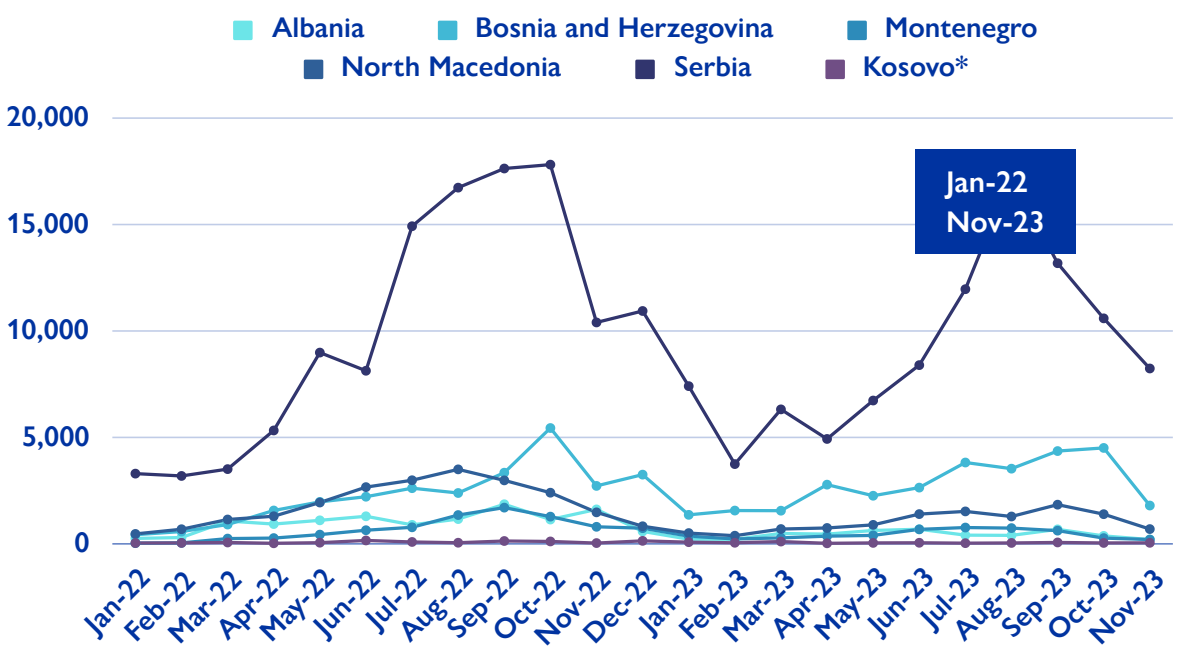
# -35%

COMPARED TO OCTOBER 2023

# 153,584

TOTAL REGISTRATIONS ON ARRIVAL IN 2023

### TOTAL REGISTRATIONS ON ARRIVAL IN THE WESTERN BALKANS

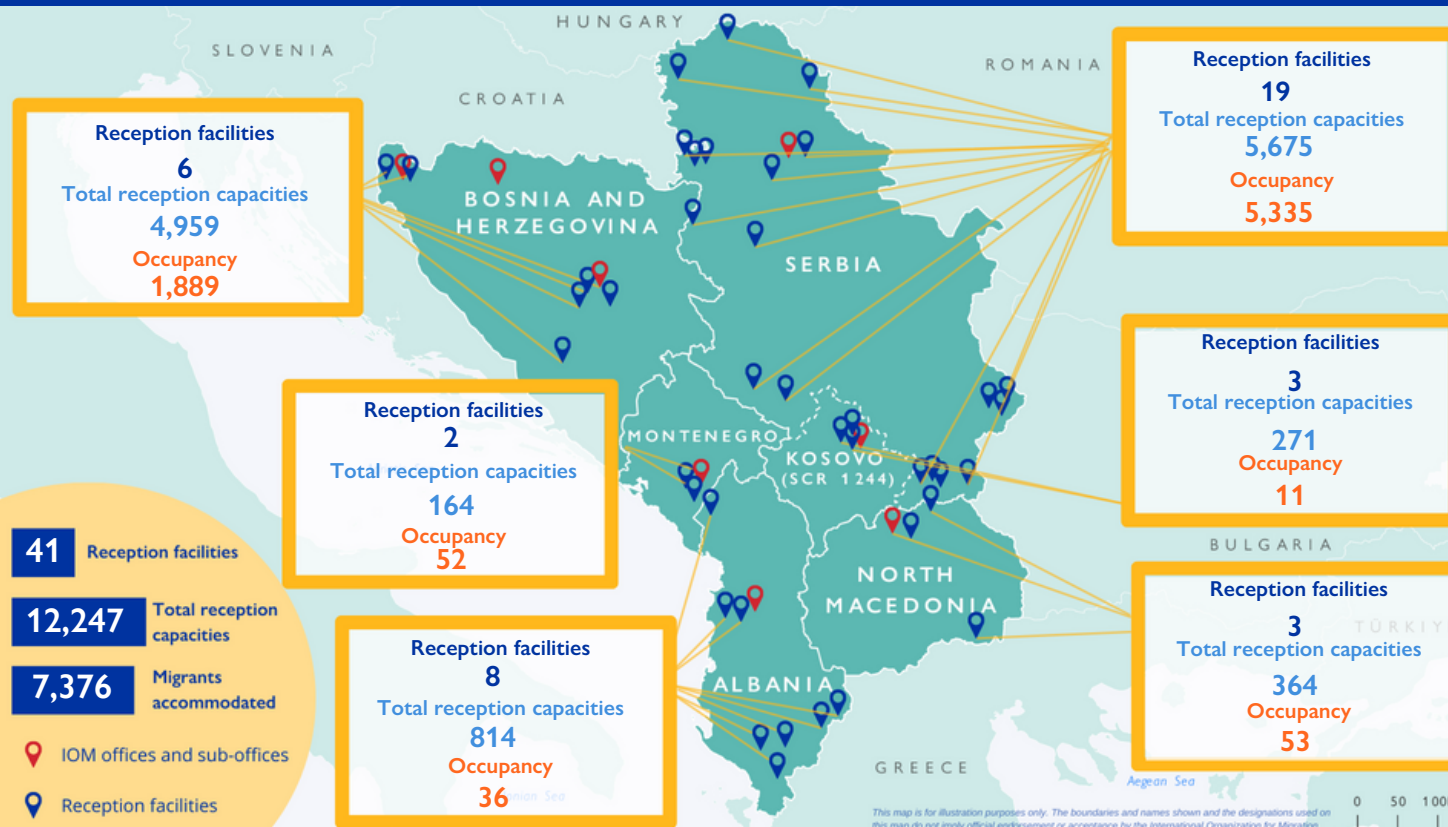


<sup>1</sup> "Registrations on arrival" refer to any interception and/or registration by an official authority of an irregular entry at the border, by sea, in airports, or on the territory.  
<sup>2</sup> The data displayed in this brief is non-final and subject to consolidation. Please check the website below for more information: [Europe Arrivals](#) | [Displacement Tracking Matrix](#) ([iom.int](http://iom.int))

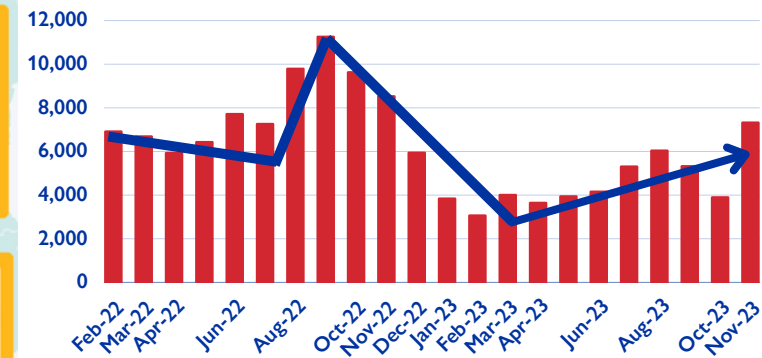
### TOP 3 NATIONALITIES ON ARRIVAL IN NOVEMBER 2023 <sup>3 4</sup>

<b>Albania</b>	Syrian Arab Republic (47%) <b>↑ +14%</b>	Iraq (14%) <b>↑ +11%</b>	Afghanistan (11%) <b>↓ -17%</b>
<b>Bosnia and Herzegovina</b>	Afghanistan (32%) <b>↓ -14%</b>	Morocco (28%) <b>↑ +8%</b>	Türkiye (10%) <b>↑ +7%</b>
<b>Montenegro</b>	Afghanistan (62%) <b>↑ +8%</b>	Iran (Islamic Republic) (28%) <b>↑ +5%</b>	Pakistan (4%) <b>↓ -5%</b>
<b>North Macedonia</b>	Syrian Arab Republic (53%) <b>↓ -5%</b>	Afghanistan (7%) <b>↓ -2%</b>	Pakistan (5%) <b>↑ +1%</b> / DRC (5%) <b>↑ +2%</b>
<b>Kosovo*</b>	Syrian Arab Republic (80%) <b>↑ +10%</b>	Somalia (6%) <b>↓ -3%</b>	Afghanistan (6%) <b>↑ +6%</b>

### MIGRANT RECEPTION FACILITIES - SNAPSHOT NOVEMBER 2023 <sup>5 6</sup>



### TRENDS IN FACILITIES' OCCUPANCY



<sup>3</sup> Data on nationalities on arrivals to Serbia is not available.

<sup>4</sup> Percentage increases or decreases refer to changes in the percentage share of nationalities, and not in total numbers.

<sup>5</sup> The data for Albania refer to the cumulative number of migrants registered in the existing structures in November by the Border and Migration Department within the Border Police of Albania.

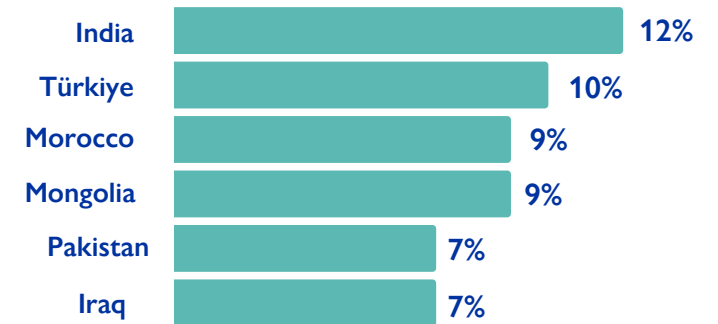
<sup>6</sup> Based on the latest available data in November 2023.

### VOLUNTARY RETURNS AND REINTEGRATION


#### ASSISTED VOLUNTARY RETURNS FROM THE WESTERN BALKANS

	Albania	Bosnia and Herzegovina	Montenegro	North Macedonia	Serbia	Kosovo*	Total
Total returns in 2023	3	81	7	9	82	4	186
Total returns 2016 - 2022	15	1,324	111	106	1,115	41	2,712

#### TOP COUNTRIES OF RETURN IN 2023



#### NUMBER OF IN-KIND REINTEGRATION GRANTS IN 2023<sup>7</sup>



#### TOTAL NUMBER OF REACHED MIGRANTS IN NOVEMBER 2023



<sup>7</sup> The total number of reintegration grants does not reflect the total number of grants per category as one reintegration package can include different categories.

#### IOM activities funded by:



Funded by the European Union



Norwegian Ministry of Foreign Affairs



MINISTRY OF FOREIGN AFFAIRS OF DENMARK



Ministry of Foreign Affairs and International Cooperation of Italy



UK Government