

IOM UKRAINE

OBLAST PROFILES

GENERAL POPULATION SURVEY

OCTOBER 2023



IOM
UN MIGRATION

GLOBAL DATA INSTITUTE
DISPLACEMENT
TRACKING MATRIX



TABLE OF CONTENTS

CHERKASKA	3
CHERNIHIVSKA	6
DNIPROPETROVSKA	9
KHARKIVSKA	12
KYIV	15
KYIVSKA	18
LVIVSKA	21
MYKOLAIVSKA	24
ODESKA	27
POLTAVSKA	30
SUMSKA	33
VINNYTSKA	36
ZAPORIZKA	39
ZHYTOMYRSKA	42

The opinions expressed in this report are those of the authors and do not necessarily reflect the views of the International Organization for Migration (IOM). The information contained in this report is for general information purposes only. The designations employed and the presentation of material throughout the report do not imply expression of any opinion whatsoever on the part of IOM concerning the legal status of any country, territory, city or area, or of its authorities, or concerning its frontiers or boundaries. All maps in this report are for illustration purposes only. The boundaries and names shown and the designations used on this map do not imply official endorsement or acceptance by the International Organization for Migration.

No part of this publication may be reproduced, stored in a retrieval system, or transmitted in any form or by any means, electronic, mechanical, photocopying, recording or otherwise without the prior written permission of the publisher.

INTRODUCTION

The oblast profiles draw from data in the IOM General Population Survey (GPS) rounds 13 and 14, emphasising population demographics & displacement, durable solutions, shelter adequacy, basic needs,

employment & income, and social cohesion. These granular insights, categorised by population group at the oblast level, aim to inform strategic, programmatic, and operational decision-making.

Figure 1: Sex and age pyramid for the IDP population assessed

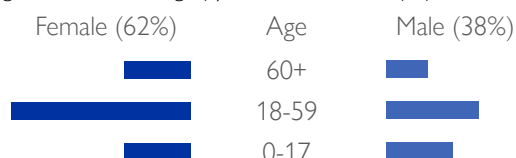


Figure 2: Sex and age pyramid for the returnee population assessed

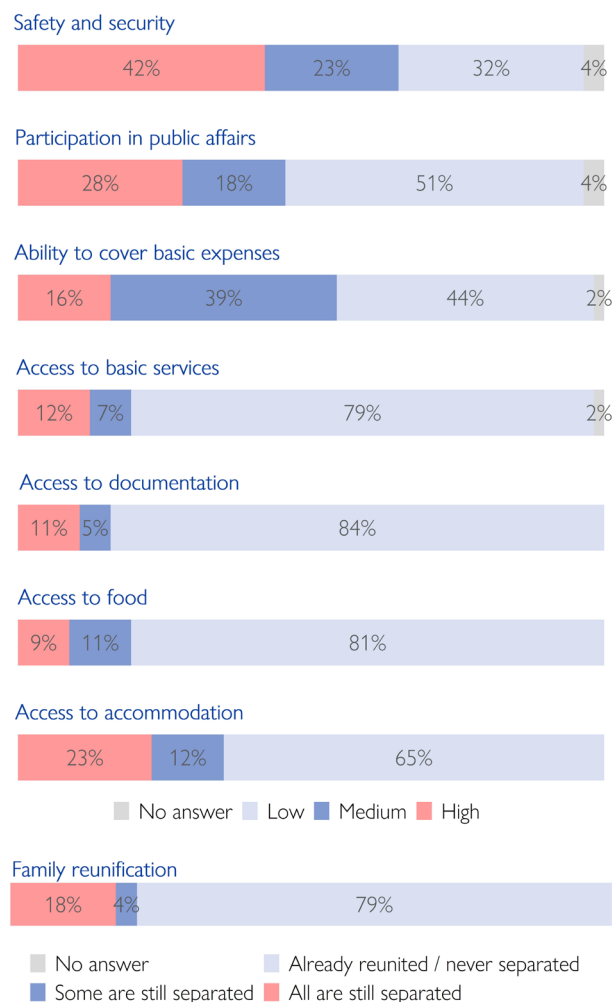


Figure 3: Sex and age pyramid for the non-displaced population assessed



* Any dash (-) denotes results that are not shown due to a high margin of error (see methodology section for more details).

IASC CRITERIA (IDPs only) (R14)



DEFINITIONS

Population Types	
De facto IDPs	People who have been forced to flee or to leave their homes or who are staying outside their habitual residence due to the full-scale invasion in February 2022, regardless of whether they hold registered IDP status.
Returnees	People who have returned to their habitual residence after a significant period of displacement (minimum of two weeks since February 2022), whether from abroad or from internal displacement within Ukraine.
Non-displaced population	People residing in their habitual residence who have not left it due to the ongoing war for a period of two weeks or more, as well as people who are temporarily outside their place of habitual residence for reasons not in connection with the ongoing full-scale war.
Durable Solutions Pathways	
Projected return stock	IDPs who remain in displacement with the intention to seek return as a durable solution – an estimate of potential future number of IDPs on the return pathway.
Local integration stock	IDPs who are seeking integration as a durable solution to their displacement in their current location, and thus are already on a pathway to a solution to their displacement.
Projected resettlement stock	IDPs who remain in displacement with the intention to seek resettlement to another location as a durable solution – an estimate of potential future number of IDPs on the resettlement pathway.

Population Statistics (R14)			
Estimated population presence	Hosted IDP	11%	121,000
	Returnee	5%	62,000
	Non-Displaced	84%	980,000
Displacement and Return (R14)			
Hosted IDPs displaced from within the oblast		2%	2,000
Hosted IDPs displaced from another oblast in Ukraine		96%	117,000
Hosted IDPs previously displaced abroad returning to internal displacement*		2%	2,000
Returnees who returned from another location within the oblast		-**	-
Returnees who returned from another oblast in Ukraine		-	-
Returnees who returned from previous displacement abroad		-	-
Short term Mobility Intentions (R14)			
Estimated population planning to relocate within 1 month	IDP	2%	2,000
	Returnee	-	-
	Non-Displaced	1%	13,000
	Total	2%	18,000
Estimated population planning to relocate between 1-3 months	IDP	4%	4,000
	Returnee	-	-
	Non-Displaced	1%	13,000
	Total	2%	19,000
Durable Solutions Pathway** (R14)			
Hosted IDPs projected to return to place of origin		77%	93,000
Hosted IDPs projected to integrate in current location		9%	11,000
Hosted IDPs projected to resettle elsewhere		0%	0
Adequate Shelter for Winter (R14)			
Estimated population who reported their housing inadequate for winter	IDP	5%	6,000
	Returnee	-	-
	Non-Displaced	1%	13,000
	Total	2%	24,000
Basic Needs Sufficiency (R14)			
Estimated population reporting current income (including savings) of the household as insufficient to cover basic needs (food, hygiene, medicine, rent, etc.)	IDP	47%	57,000
	Returnee	-	-
	Non-Displaced	28%	274,000
	Total	30%	354,000
Housing, Land & Property (HLP) (R14)			
Estimated population of individuals reporting their household to own a house / apartment that was damaged or destroyed by attacks / war after February 2022 (regardless of currently living there or not)	IDP	44%	53,000
	Returnee	-	-
	Non-Displaced	0%	0
	Total	4%	47,000

* IDPs previously displaced abroad returning to internal displacement can either have returned to their oblast of origin or to another oblast. They may therefore be part of both the above groups - IDPs displaced within the oblast and IDPs displaced from another oblast.

** Any dash (-) denotes results that are not shown due to a high margin of error (see methodology section for more details).

*** The share of IDPs not yet knowing whether they will return or integrate in their current location or another location in the long term remains high. As such, the results shown here will often not add up to 100%, and the missing proportion is reflective of those not yet knowing their plans.

Social Cohesion (R13)			
Estimated population reporting having faced discrimination or unfair treatment in their current location	IDP	-*	-
	Returnee	-	-
Estimated population reporting tensions between groups who received social assistance and those who did not	IDP	-	-
	Returnee	-	-
	Non-Displaced	10%	102,000
Employment and Income			
Estimated population of people unemployed and actively looking for a job (R13)	IDP	-	-
	Returnee	-	-
	Non-Displaced	1%	13,000
	Total	3%	32,000
Estimated population reporting their combined monthly household income per person as less than UAH 6,700 (minimum monthly wage as per the State Budget of Ukraine for 2023) (R13)	IDP	-	-
	Returnee	-	-
	Non-Displaced	62%	611,000
	Total	62%	718,000
Estimated population of households reporting having depleted their savings or not having had any savings (R14)	IDP	63%	76,000
	Returnee	-	-
	Non-Displaced	47%	457,000
	Total	48%	559,000
			UAH
Median reported monthly household income per person in UAH (R13)	IDP	-	
	Returnee	-	
	Non-Displaced	5,000	
	Total	5,000	
			Top Coping Strategy Employed
Estimated population employing more than five (out of 12 assessed) coping strategies to cover basic household needs (R14)	IDP	18%	Switched to cheaper food and non-food items
	Returnee	-	-
	Non-Displaced	9%	Switched to cheaper food and non-food items
	Total	11%	Switched to cheaper food and non-food items

*Any dash (-) denotes results that are not shown due to a high margin of error (see methodology section for more details).

General Population Survey (GPS) Methodology

The International Organization for Migration (IOM) commissioned Multicultural Insights for data collection in GPS rounds 13 (R13) and 14 (R14). For both rounds, phone-based screening interviews were conducted with 20,000 individuals.

For round 13, in-depth follow-up interviews were conducted with 1,611 IDPs, 1,671 returnees, and 2,015 non-displaced individuals (June 2023). For round 14, follow-up interviews were conducted with 1,493 IDPs, 1,653 returnees, and 2,002 non-displaced individuals (September 2023). All interviews were conducted using a random-digit-dial (RDD) and computer-assisted telephone interviewing (CATI) approach. At a minimum, results presented in the profiles are representative at a confidence level of 90% and with a margin of error of 12.2%. Any results with a higher margin of error were excluded (denoted as '-' above). Percentage results are rounded for ease of use. Population estimates,

rounded to the nearest 1,000, are based on the GPS results and UNFPA baseline data. All the results are calculated out of the total population stock for each population group respectively. While population group results are not always presented separately due to high margins of error, total population figures include all three groups: IDPs, returnees and non-displaced population.

The survey included all of Ukraine, excluding the Crimean Peninsula and the areas of Donetsk, Luhanska, Khersonska, and Zaporizka Oblasts under the temporary military control of the Russian Federation where phone coverage by Ukrainian operators is not available. All interviews were anonymous, and respondents were asked for consent before starting the interview. The teams consisted of male and female interviewers, and the interviews were conducted in Ukrainian and Russian, with language selection based on the preference of each respondent.

INTRODUCTION

The oblast profiles draw from data in the IOM General Population Survey (GPS) rounds 13 and 14, emphasising population demographics & displacement, durable solutions, shelter adequacy, basic needs,

employment & income, and social cohesion. These granular insights, categorised by population group at the oblast level, aim to inform strategic, programmatic, and operational decision-making.

Figure 1: Sex and age pyramid for the IDP population assessed

Female (-%)	Age	Male (-%)
-*	60+	-
-	18-59	-
-	0-17	-

Figure 2: Sex and age pyramid for the returnee population assessed

Female (53%)	Age	Male (47%)
	60+	
	18-59	
	0-17	

Figure 3: Sex and age pyramid for the non-displaced population assessed

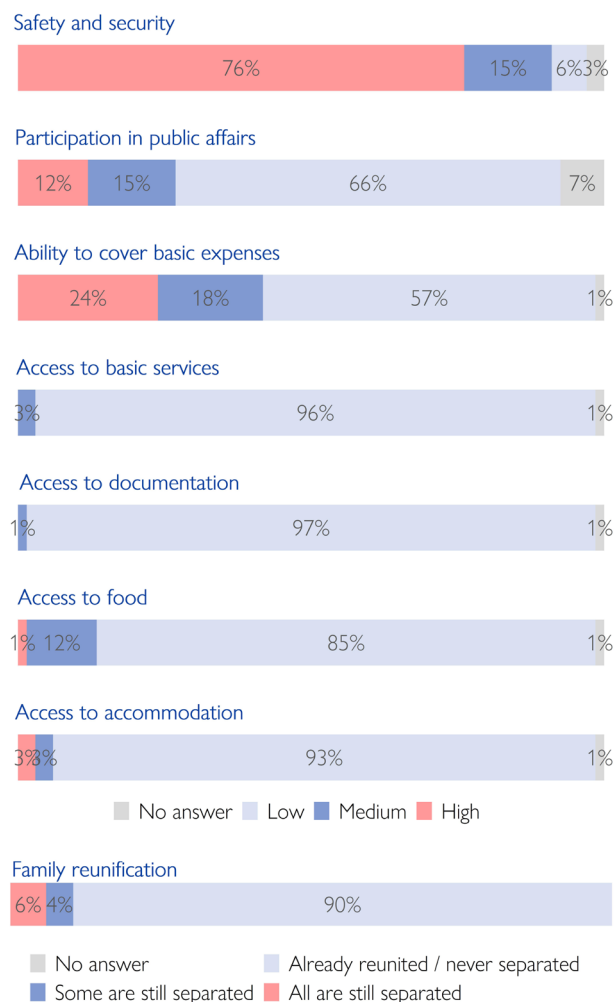
Female (56%)	Age	Male (44%)
	60+	
	18-59	
	0-17	

* Any dash (-) denotes results that are not shown due to a high margin of error (see methodology section for more details).

DEFINITIONS

Population Types	
De facto IDPs	People who have been forced to flee or to leave their homes or who are staying outside their habitual residence due to the full-scale invasion in February 2022, regardless of whether they hold registered IDP status.
Returnees	People who have returned to their habitual residence after a significant period of displacement (minimum of two weeks since February 2022), whether from abroad or from internal displacement within Ukraine.
Non-displaced population	People residing in their habitual residence who have not left it due to the ongoing war for a period of two weeks or more, as well as people who are temporarily outside their place of habitual residence for reasons not in connection with the ongoing full-scale war.
Durable Solutions Pathways	
Projected return stock	IDPs who remain in displacement with the intention to seek return as a durable solution – an estimate of potential future number of IDPs on the return pathway.
Local integration stock	IDPs who are seeking integration as a durable solution to their displacement in their current location, and thus are already on a pathway to a solution to their displacement.
Projected resettlement stock	IDPs who remain in displacement with the intention to seek resettlement to another location as a durable solution – an estimate of potential future number of IDPs on the resettlement pathway.

IASC CRITERIA (Returnees only) (R14)



Population Statistics (R14)			
Estimated population presence	Hosted IDP	6%	68,000
	Returnee	18%	196,000
	Non-Displaced	76%	833,000
Displacement and Return (R14)			
Hosted IDPs displaced from within the oblast		-**	-
Hosted IDPs displaced from another oblast in Ukraine		-	-
Hosted IDPs previously displaced abroad returning to internal displacement*		-	-
Returnees who returned from another location within the oblast		37%	73,000
Returnees who returned from another oblast in Ukraine		46%	91,000
Returnees who returned from previous displacement abroad		16%	32,000
Short term Mobility Intentions (R14)			
Estimated population planning to relocate within 1 month	IDP	-	-
	Returnee	0%	0
	Non-Displaced	3%	28,000
	Total	3%	32,000
Estimated population planning to relocate between 1-3 months	IDP	-	-
	Returnee	0%	0
	Non-Displaced	0%	0
	Total	0%	0
Durable Solutions Pathway** (R14)			
Hosted IDPs projected to return to place of origin		-	-
Hosted IDPs projected to integrate in current location		-	-
Hosted IDPs projected to resettle elsewhere		-	-
Adequate Shelter for Winter (R14)			
Estimated population who reported their housing inadequate for winter	IDP	-	-
	Returnee	9%	18,000
	Non-Displaced	0%	0
	Total	3%	29,000
Basic Needs Sufficiency (R14)			
Estimated population reporting current income (including savings) of the household as insufficient to cover basic needs (food, hygiene, medicine, rent, etc.)	IDP	-	-
	Returnee	42%	82,000
	Non-Displaced	39%	325,000
	Total	40%	441,000
Housing, Land & Property (HLP) (R14)			
Estimated population of individuals reporting their household to own a house / apartment that was damaged or destroyed by attacks / war after February 2022 (regardless of currently living there or not)	IDP	-	-
	Returnee	46%	91,000
	Non-Displaced	20%	169,000
	Total	26%	287,000

* IDPs previously displaced abroad returning to internal displacement can either have returned to their oblast of origin or to another oblast. They may therefore be part of both the above groups - IDPs displaced within the oblast and IDPs displaced from another oblast.

** Any dash (-) denotes results that are not shown due to a high margin of error (see methodology section for more details).

*** The share of IDPs not yet knowing whether they will return or integrate in their current location or another location in the long term remains high. As such, the results shown here will often not add up to 100%, and the missing proportion is reflective of those not yet knowing their plans.

Social Cohesion (R13)			
Estimated population reporting having faced discrimination or unfair treatment in their current location	IDP	-*	-
	Returnee	9%	18,000
Estimated population reporting tensions between groups who received social assistance and those who did not	IDP	-	-
	Returnee	37%	72,000
	Non-Displaced	29%	240,000
Employment and Income			
Estimated population of people unemployed and actively looking for a job (R13)	IDP	-	-
	Returnee	12%	23,000
	Non-Displaced	7%	56,000
	Total	7%	82,000
Estimated population reporting their combined monthly household income per person as less than UAH 6,700 (minimum monthly wage as per the State Budget of Ukraine for 2023) (R13)	IDP	-	-
	Returnee	53%	103,000
	Non-Displaced	75%	621,000
	Total	70%	772,000
Estimated population of households reporting having depleted their savings or not having had any savings (R14)	IDP	-	-
	Returnee	58%	114,000
	Non-Displaced	68%	565,000
	Total	66%	723,000
			UAH
Median reported monthly household income per person in UAH (R13)	IDP	-	-
	Returnee	4,333	
	Non-Displaced	3,500	
	Total	4,000	
			Top Coping Strategy Employed
Estimated population employing more than five (out of 12 assessed) coping strategies to cover basic household needs (R14)	IDP	-	-
	Returnee	22%	Reduced QUANTITY of food and essential non-food expenditure, e.g. on hygiene, clothing, baby items
	Non-Displaced	12%	Switched to cheaper food and non-food items
	Total	14%	Switched to cheaper food and non-food items

*Any dash (-) denotes results that are not shown due to a high margin of error (see methodology section for more details).

General Population Survey (GPS) Methodology

The International Organization for Migration (IOM) commissioned Multicultural Insights for data collection in GPS rounds 13 (R13) and 14 (R14). For both rounds, phone-based screening interviews were conducted with 20,000 individuals.

For round 13, in-depth follow-up interviews were conducted with 1,611 IDPs, 1,671 returnees, and 2,015 non-displaced individuals (June 2023). For round 14, follow-up interviews were conducted with 1,493 IDPs, 1,653 returnees, and 2,002 non-displaced individuals (September 2023). All interviews were conducted using a random-digit-dial (RDD) and computer-assisted telephone interviewing (CATI) approach. At a minimum, results presented in the profiles are representative at a confidence level of 90% and with a margin of error of 12.2%. Any results with a higher margin of error were excluded (denoted as '-' above). Percentage results are rounded for ease of use. Population estimates,

rounded to the nearest 1,000, are based on the GPS results and UNFPA baseline data. All the results are calculated out of the total population stock for each population group respectively. While population group results are not always presented separately due to high margins of error, total population figures include all three groups: IDPs, returnees and non-displaced population.

The survey included all of Ukraine, excluding the Crimean Peninsula and the areas of Donetsk, Luhansk, Kherson, and Zaporizka Oblasts under the temporary military control of the Russian Federation where phone coverage by Ukrainian operators is not available. All interviews were anonymous, and respondents were asked for consent before starting the interview. The teams consisted of male and female interviewers, and the interviews were conducted in Ukrainian and Russian, with language selection based on the preference of each respondent.

INTRODUCTION

The oblast profiles draw from data in the IOM General Population Survey (GPS) rounds 13 and 14, emphasising population demographics & displacement, durable solutions, shelter adequacy, basic needs,

employment & income, and social cohesion. These granular insights, categorised by population group at the oblast level, aim to inform strategic, programmatic, and operational decision-making.

Figure 1: Sex and age pyramid for the IDP population assessed

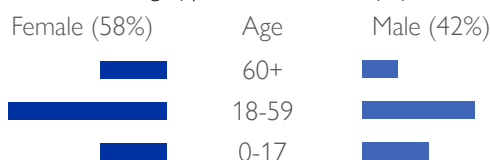



Figure 2: Sex and age pyramid for the returnee population assessed



Figure 3: Sex and age pyramid for the non-displaced population assessed



IASC CRITERIA (IDPs only) (R14)

Safety and security



Participation in public affairs



Ability to cover basic expenses



Access to basic services



Access to documentation



Access to food



Access to accommodation



■ No answer ■ Low ■ Medium ■ High

Family reunification



■ No answer ■ Already reunited / never separated
■ Some are still separated ■ All are still separated

DEFINITIONS

Population Types	
De facto IDPs	People who have been forced to flee or to leave their homes or who are staying outside their habitual residence due to the full-scale invasion in February 2022, regardless of whether they hold registered IDP status.
Returnees	People who have returned to their habitual residence after a significant period of displacement (minimum of two weeks since February 2022), whether from abroad or from internal displacement within Ukraine.
Non-displaced population	People residing in their habitual residence who have not left it due to the ongoing war for a period of two weeks or more, as well as people who are temporarily outside their place of habitual residence for reasons not in connection with the ongoing full-scale war.
Durable Solutions Pathways	
Projected return stock	IDPs who remain in displacement with the intention to seek return as a durable solution – an estimate of potential future number of IDPs on the return pathway.
Local integration stock	IDPs who are seeking integration as a durable solution to their displacement in their current location, and thus are already on a pathway to a solution to their displacement.
Projected resettlement stock	IDPs who remain in displacement with the intention to seek resettlement to another location as a durable solution – an estimate of potential future number of IDPs on the resettlement pathway.

Population Statistics (R14)			
Estimated population presence	Hosted IDP	15%	498,000
	Returnee	9%	323,000
	Non-Displaced	76%	2,622,000
Displacement and Return (R14)			
Hosted IDPs displaced from within the oblast		18%	89,000
Hosted IDPs displaced from another oblast in Ukraine		82%	407,000
Hosted IDPs previously displaced abroad returning to internal displacement*		5%	25,000
Returnees who returned from another location within the oblast		23%	75,000
Returnees who returned from another oblast in Ukraine		36%	115,000
Returnees who returned from previous displacement abroad		40%	131,000
Short term Mobility Intentions (R14)			
Estimated population planning to relocate within 1 month	IDP	<1%	2,000
	Returnee	1%	3,000
	Non-Displaced	0%	0
	Total	<1%	5,000
Estimated population planning to relocate between 1-3 months	IDP	3%	15,000
	Returnee	0%	0
	Non-Displaced	0%	0
	Total	<1%	15,000
Durable Solutions Pathway** (R14)			
Hosted IDPs projected to return to place of origin		59%	296,000
Hosted IDPs projected to integrate in current location		21%	106,000
Hosted IDPs projected to resettle elsewhere		2%	12,000
Adequate Shelter for Winter (R14)			
Estimated population who reported their housing inadequate for winter	IDP	7%	37,000
	Returnee	6%	19,000
	Non-Displaced	1%	24,000
	Total	2%	77,000
Basic Needs Sufficiency (R14)			
Estimated population reporting current income (including savings) of the household as insufficient to cover basic needs (food, hygiene, medicine, rent, etc.)	IDP	56%	281,000
	Returnee	33%	107,000
	Non-Displaced	33%	874,000
	Total	37%	1,262,000
Housing, Land & Property (HLP) (R14)			
Estimated population of individuals reporting their household to own a house / apartment that was damaged or destroyed by attacks / war after February 2022 (regardless of currently living there or not)	IDP	49%	244,000
	Returnee	17%	56,000
	Non-Displaced	3%	85,000
	Total	11%	377,000

*IDPs previously displaced abroad returning to internal displacement can either have returned to their oblast of origin or to another oblast. They may therefore be part of both the above groups - IDPs displaced within the oblast and IDPs displaced from another oblast.

**The share of IDPs not yet knowing whether they will return or integrate in their current location or another location in the long term remains high. As such, the results shown here will often not add up to 100%, and the missing proportion is reflective of those not yet knowing their plans.

Social Cohesion (R13)			
Estimated population reporting having faced discrimination or unfair treatment in their current location	IDP	25%	126,000
	Returnee	9%	29,000
Estimated population reporting tensions between groups who received social assistance and those who did not	IDP	16%	82,000
	Returnee	29%	92,000
	Non-Displaced	10%	249,000
Employment and Income			
Estimated population of people unemployed and actively looking for a job (R13)	IDP	19%	94,000
	Returnee	4%	14,000
	Non-Displaced	5%	119,000
	Total	7%	227,000
Estimated population reporting their combined monthly household income per person as less than UAH 6,700 (minimum monthly wage as per the State Budget of Ukraine for 2023) (R13)	IDP	60%	297,000
	Returnee	42%	136,000
	Non-Displaced	48%	1,258,000
	Total	49%	1,693,000
Estimated population of households reporting having depleted their savings or not having had any savings (R14)	IDP	77%	382,000
	Returnee	56%	182,000
	Non-Displaced	58%	1,529,000
	Total	61%	2,094,000
			UAH
Median reported monthly household income per person in UAH (R13)	IDP	4,000	
	Returnee	6,667	
	Non-Displaced	5,750	
	Total	5,000	
			Top Coping Strategy Employed
Estimated population employing more than five (out of 12 assessed) coping strategies to cover basic household needs (R14)	IDP	25%	Switched to cheaper food and non-food items
	Returnee	25%	Spent savings
	Non-Displaced	14%	Switched to cheaper food and non-food items
	Total	17%	Switched to cheaper food and non-food items

General Population Survey (GPS) Methodology

The International Organization for Migration (IOM) commissioned Multicultural Insights for data collection in GPS rounds 13 (R13) and 14 (R14). For both rounds, phone-based screening interviews were conducted with 20,000 individuals.

For round 13, in-depth follow-up interviews were conducted with 1,611 IDPs, 1,671 returnees, and 2,015 non-displaced individuals (June 2023). For round 14, follow-up interviews were conducted with 1,493 IDPs, 1,653 returnees, and 2,002 non-displaced individuals (September 2023). All interviews were conducted using a random-digit-dial (RDD) and computer-assisted telephone interviewing (CATI) approach. At a minimum, results presented in the profiles are representative at a confidence level of 90% and with a margin of error of 12.2%. Any results with a higher margin of error were excluded (denoted as ‘-’ above). Percentage results are rounded for ease of use. Population estimates,

rounded to the nearest 1,000, are based on the GPS results and UNFPA baseline data. All the results are calculated out of the total population stock for each population group respectively. While population group results are not always presented separately due to high margins of error, total population figures include all three groups: IDPs, returnees and non-displaced population.

The survey included all of Ukraine, excluding the Crimean Peninsula and the areas of Donetsk, Luhanska, Khersonska, and Zaporizka Oblasts under the temporary military control of the Russian Federation where phone coverage by Ukrainian operators is not available. All interviews were anonymous, and respondents were asked for consent before starting the interview. The teams consisted of male and female interviewers, and the interviews were conducted in Ukrainian and Russian, with language selection based on the preference of each respondent.

INTRODUCTION

The oblast profiles draw from data in the IOM General Population Survey (GPS) rounds 13 and 14, emphasising population demographics & displacement, durable solutions, shelter adequacy, basic needs,

employment & income, and social cohesion. These granular insights, categorised by population group at the oblast level, aim to inform strategic, programmatic, and operational decision-making.

Figure 1: Sex and age pyramid for the IDP population assessed




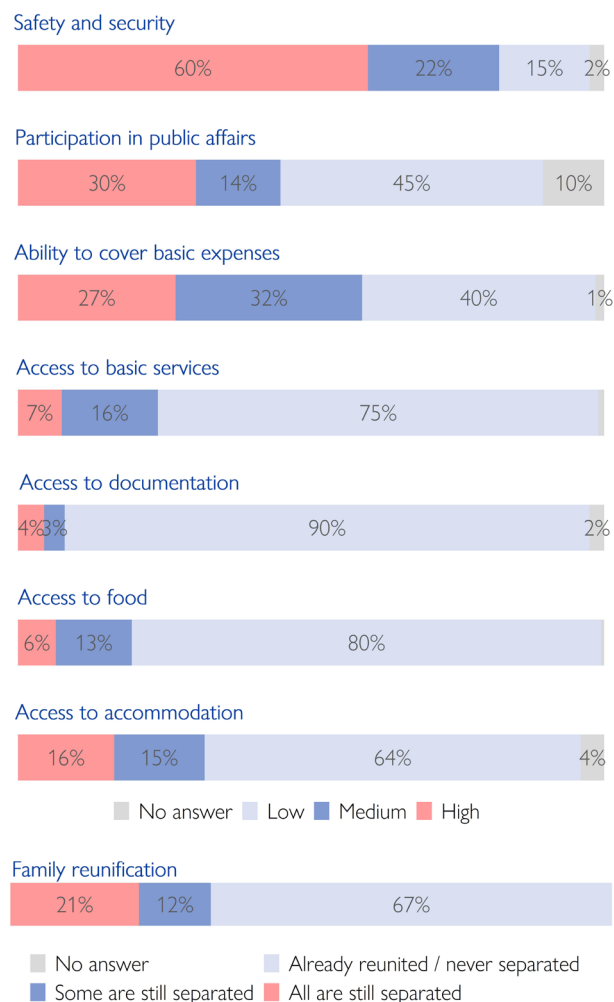
Figure 2: Sex and age pyramid for the returnee population assessed



Figure 3: Sex and age pyramid for the non-displaced population assessed



IASC CRITERIA (IDPs only) (R14)



DEFINITIONS

Population Types	
De facto IDPs	People who have been forced to flee or to leave their homes or who are staying outside their habitual residence due to the full-scale invasion in February 2022, regardless of whether they hold registered IDP status.
Returnees	People who have returned to their habitual residence after a significant period of displacement (minimum of two weeks since February 2022), whether from abroad or from internal displacement within Ukraine.
Non-displaced population	People residing in their habitual residence who have not left it due to the ongoing war for a period of two weeks or more, as well as people who are temporarily outside their place of habitual residence for reasons not in connection with the ongoing full-scale war.
Durable Solutions Pathways	
Projected return stock	IDPs who remain in displacement with the intention to seek return as a durable solution – an estimate of potential future number of IDPs on the return pathway.
Local integration stock	IDPs who are seeking integration as a durable solution to their displacement in their current location, and thus are already on a pathway to a solution to their displacement.
Projected resettlement stock	IDPs who remain in displacement with the intention to seek resettlement to another location as a durable solution – an estimate of potential future number of IDPs on the resettlement pathway.

Population Statistics (R14)			
Estimated population presence	Hosted IDP	21%	494,000
	Returnee	24%	567,000
	Non-Displaced	55%	1,323,000
Displacement and Return (R14)			
Hosted IDPs displaced from within the oblast		90%	445,000
Hosted IDPs displaced from another oblast in Ukraine		10%	49,000
Hosted IDPs previously displaced abroad returning to internal displacement*		8%	42,000
Returnees who returned from another location within the oblast		31%	173,000
Returnees who returned from another oblast in Ukraine		56%	315,000
Returnees who returned from previous displacement abroad		13%	76,000
Short term Mobility Intentions (R14)			
Estimated population planning to relocate within 1 month	IDP	<1%	2,000
	Returnee	3%	18,000
	Non-Displaced	1%	12,000
	Total	1%	30,000
Estimated population planning to relocate between 1-3 months	IDP	2%	12,000
	Returnee	0%	0
	Non-Displaced	0%	0
	Total	1%	14,000
Durable Solutions Pathway** (R14)			
Hosted IDPs projected to return to place of origin		67%	332,000
Hosted IDPs projected to integrate in current location		17%	86,000
Hosted IDPs projected to resettle elsewhere		1%	7,000
Adequate Shelter for Winter (R14)			
Estimated population who reported their housing inadequate for winter	IDP	12%	59,000
	Returnee	9%	53,000
	Non-Displaced	5%	61,000
	Total	7%	173,000
Basic Needs Sufficiency (R14)			
Estimated population reporting current income (including savings) of the household as insufficient to cover basic needs (food, hygiene, medicine, rent, etc.)	IDP	52%	258,000
	Returnee	39%	221,000
	Non-Displaced	55%	723,000
	Total	51%	1,218,000
Housing, Land & Property (HLP) (R14)			
Estimated population of individuals reporting their household to own a house / apartment that was damaged or destroyed by attacks / war after February 2022 (regardless of currently living there or not)	IDP	54%	265,000
	Returnee	46%	263,000
	Non-Displaced	34%	453,000
	Total	41%	982,000

*IDPs previously displaced abroad returning to internal displacement can either have returned to their oblast of origin or to another oblast. They may therefore be part of both the above groups - IDPs displaced within the oblast and IDPs displaced from another oblast.

**The share of IDPs not yet knowing whether they will return or integrate in their current location or another location in the long term remains high. As such, the results shown here will often not add up to 100%, and the missing proportion is reflective of those not yet knowing their plans.

Social Cohesion (R13)			
Estimated population reporting having faced discrimination or unfair treatment in their current location	IDP	11%	57,000
	Returnee	7%	37,000
Estimated population reporting tensions between groups who received social assistance and those who did not	IDP	19%	92,000
	Returnee	26%	145,000
	Non-Displaced	19%	255,000
Employment and Income			
Estimated population of people unemployed and actively looking for a job (R13)	IDP	14%	69,000
	Returnee	8%	43,000
	Non-Displaced	3%	36,000
	Total	6%	151,000
Estimated population reporting their combined monthly household income per person as less than UAH 6,700 (minimum monthly wage as per the State Budget of Ukraine for 2023) (R13)	IDP	64%	317,000
	Returnee	54%	308,000
	Non-Displaced	61%	801,000
	Total	60%	1,437,000
Estimated population of households reporting having depleted their savings or not having had any savings (R14)	IDP	75%	369,000
	Returnee	60%	341,000
	Non-Displaced	66%	870,000
	Total	67%	1,593,000
			UAH
Median reported monthly household income per person in UAH (R13)	IDP	4,286	
	Returnee	5,000	
	Non-Displaced	4,333	
	Total	5,000	
			Top Coping Strategy Employed
Estimated population employing more than five (out of 12 assessed) coping strategies to cover basic household needs (R14)	IDP	26%	Switched to cheaper food and non-food items
	Returnee	19%	Switched to cheaper food and non-food items
	Non-Displaced	19%	Switched to cheaper food and non-food items
	Total	20%	Switched to cheaper food and non-food items

General Population Survey (GPS) Methodology

The International Organization for Migration (IOM) commissioned Multicultural Insights for data collection in GPS rounds 13 (R13) and 14 (R14). For both rounds, phone-based screening interviews were conducted with 20,000 individuals.

For round 13, in-depth follow-up interviews were conducted with 1,611 IDPs, 1,671 returnees, and 2,015 non-displaced individuals (June 2023). For round 14, follow-up interviews were conducted with 1,493 IDPs, 1,653 returnees, and 2,002 non-displaced individuals (September 2023). All interviews were conducted using a random-digit-dial (RDD) and computer-assisted telephone interviewing (CATI) approach. At a minimum, results presented in the profiles are representative at a confidence level of 90% and with a margin of error of 12.2%. Any results with a higher margin of error were excluded (denoted as ‘-’ above). Percentage results are rounded for ease of use. Population estimates,

rounded to the nearest 1,000, are based on the GPS results and UNFPA baseline data. All the results are calculated out of the total population stock for each population group respectively. While population group results are not always presented separately due to high margins of error, total population figures include all three groups: IDPs, returnees and non-displaced population.

The survey included all of Ukraine, excluding the Crimean Peninsula and the areas of Donetsk, Luhanska, Khersonska, and Zaporizka Oblasts under the temporary military control of the Russian Federation where phone coverage by Ukrainian operators is not available. All interviews were anonymous, and respondents were asked for consent before starting the interview. The teams consisted of male and female interviewers, and the interviews were conducted in Ukrainian and Russian, with language selection based on the preference of each respondent.

INTRODUCTION

The oblast profiles draw from data in the IOM General Population Survey (GPS) rounds 13 and 14, emphasising population demographics & displacement, durable solutions, shelter adequacy, basic needs,

employment & income, and social cohesion. These granular insights, categorised by population group at the oblast level, aim to inform strategic, programmatic, and operational decision-making.

Figure 1: Sex and age pyramid for the IDP population assessed



Figure 2: Sex and age pyramid for the returnee population assessed

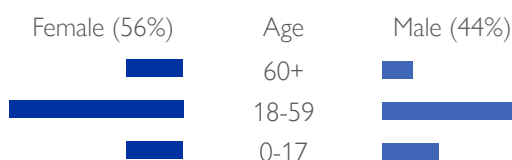
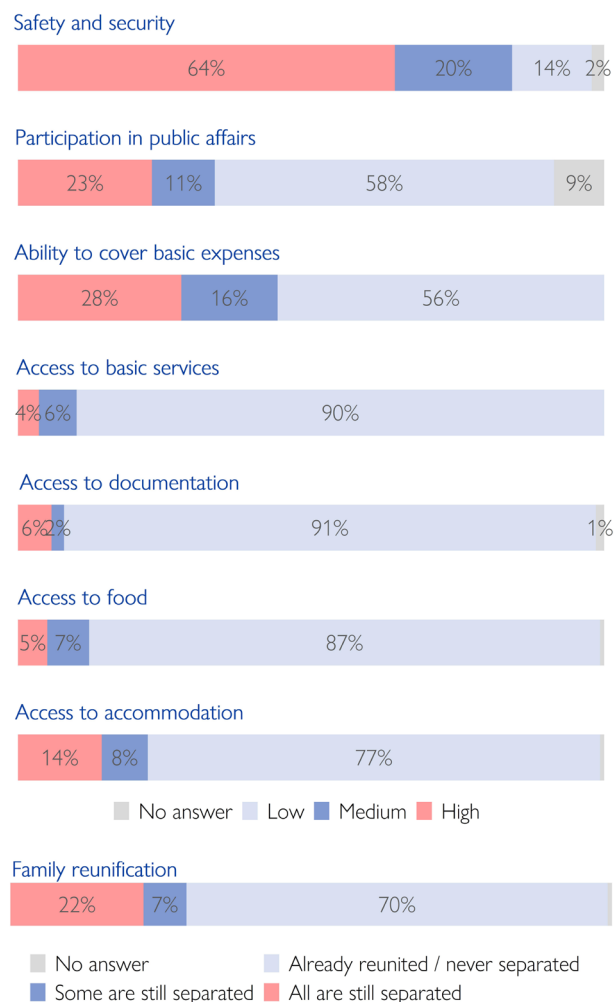


Figure 3: Sex and age pyramid for the non-displaced population assessed



IASC CRITERIA (IDPs only) (R14)



DEFINITIONS

Population Types	
De facto IDPs	People who have been forced to flee or to leave their homes or who are staying outside their habitual residence due to the full-scale invasion in February 2022, regardless of whether they hold registered IDP status.
Returnees	People who have returned to their habitual residence after a significant period of displacement (minimum of two weeks since February 2022), whether from abroad or from internal displacement within Ukraine.
Non-displaced population	People residing in their habitual residence who have not left it due to the ongoing war for a period of two weeks or more, as well as people who are temporarily outside their place of habitual residence for reasons not in connection with the ongoing full-scale war.
Durable Solutions Pathways	
Projected return stock	IDPs who remain in displacement with the intention to seek return as a durable solution – an estimate of potential future number of IDPs on the return pathway.
Local integration stock	IDPs who are seeking integration as a durable solution to their displacement in their current location, and thus are already on a pathway to a solution to their displacement.
Projected resettlement stock	IDPs who remain in displacement with the intention to seek resettlement to another location as a durable solution – an estimate of potential future number of IDPs on the resettlement pathway.

Population Statistics (R14)			
Estimated population presence	Hosted IDP	12%	363,000
	Returnee	34%	1,042,000
	Non-Displaced	54%	1,642,000
Displacement and Return (R14)			
Hosted IDPs displaced from within the oblast		3%	10,000
Hosted IDPs displaced from another oblast in Ukraine		97%	353,000
Hosted IDPs previously displaced abroad returning to internal displacement*		6%	21,000
Returnees who returned from another location within the oblast		20%	209,000
Returnees who returned from another oblast in Ukraine		61%	638,000
Returnees who returned from previous displacement abroad		18%	192,000
Short term Mobility Intentions (R14)			
Estimated population planning to relocate within 1 month	IDP	0%	0
	Returnee	1%	8,000
	Non-Displaced	1%	12,000
	Total	1%	20,000
Estimated population planning to relocate between 1-3 months	IDP	0%	0
	Returnee	0%	0
	Non-Displaced	0%	0
	Total	0%	0
Durable Solutions Pathway** (R14)			
Hosted IDPs projected to return to place of origin		53%	192,000
Hosted IDPs projected to integrate in current location		24%	88,000
Hosted IDPs projected to resettle elsewhere		3%	10,000
Adequate Shelter for Winter (R14)			
Estimated population who reported their housing inadequate for winter	IDP	4%	13,000
	Returnee	2%	25,000
	Non-Displaced	4%	72,000
	Total	4%	112,000
Basic Needs Sufficiency (R14)			
Estimated population reporting current income (including savings) of the household as insufficient to cover basic needs (food, hygiene, medicine, rent, etc.)	IDP	46%	166,000
	Returnee	26%	271,000
	Non-Displaced	29%	479,000
	Total	31%	932,000
Housing, Land & Property (HLP) (R14)			
Estimated population of individuals reporting their household to own a house / apartment that was damaged or destroyed by attacks / war after February 2022 (regardless of currently living there or not)	IDP	46%	166,000
	Returnee	10%	104,000
	Non-Displaced	7%	120,000
	Total	13%	393,000

*IDPs previously displaced abroad returning to internal displacement can either have returned to their oblast of origin or to another oblast. They may therefore be part of both the above groups - IDPs displaced within the oblast and IDPs displaced from another oblast.

**The share of IDPs not yet knowing whether they will return or integrate in their current location or another location in the long term remains high. As such, the results shown here will often not add up to 100%, and the missing proportion is reflective of those not yet knowing their plans.

Social Cohesion (R13)			
Estimated population reporting having faced discrimination or unfair treatment in their current location	IDP	19%	69,000
	Returnee	3%	29,000
Estimated population reporting tensions between groups who received social assistance and those who did not	IDP	7%	27,000
	Returnee	18%	190,000
	Non-Displaced	13%	214,000
Employment and Income			
Estimated population of people unemployed and actively looking for a job (R13)	IDP	9%	32,000
	Returnee	5%	55,000
	Non-Displaced	4%	71,000
	Total	5%	159,000
Estimated population reporting their combined monthly household income per person as less than UAH 6,700 (minimum monthly wage as per the State Budget of Ukraine for 2023) (R13)	IDP	41%	150,000
	Returnee	24%	245,000
	Non-Displaced	37%	607,000
	Total	33%	1,018,000
Estimated population of households reporting having depleted their savings or not having had any savings (R14)	IDP	62%	226,000
	Returnee	40%	412,000
	Non-Displaced	41%	671,000
	Total	43%	1,322,000
			UAH
Median reported monthly household income per person in UAH (R13)	IDP	7,000	
	Returnee	10,000	
	Non-Displaced	7,500	
	Total	9,000	
			Top Coping Strategy Employed
Estimated population employing more than five (out of 12 assessed) coping strategies to cover basic household needs (R14)	IDP	26%	Switched to cheaper food and non-food items
	Returnee	18%	Switched to cheaper food and non-food items
	Non-Displaced	17%	Switched to cheaper food and non-food items
	Total	18%	Switched to cheaper food and non-food items

General Population Survey (GPS) Methodology

The International Organization for Migration (IOM) commissioned Multicultural Insights for data collection in GPS rounds 13 (R13) and 14 (R14). For both rounds, phone-based screening interviews were conducted with 20,000 individuals.

For round 13, in-depth follow-up interviews were conducted with 1,611 IDPs, 1,671 returnees, and 2,015 non-displaced individuals (June 2023). For round 14, follow-up interviews were conducted with 1,493 IDPs, 1,653 returnees, and 2,002 non-displaced individuals (September 2023). All interviews were conducted using a random-digit-dial (RDD) and computer-assisted telephone interviewing (CATI) approach. At a minimum, results presented in the profiles are representative at a confidence level of 90% and with a margin of error of 12.2%. Any results with a higher margin of error were excluded (denoted as ‘-’ above). Percentage results are rounded for ease of use. Population estimates,

rounded to the nearest 1,000, are based on the GPS results and UNFPA baseline data. All the results are calculated out of the total population stock for each population group respectively. While population group results are not always presented separately due to high margins of error, total population figures include all three groups: IDPs, returnees and non-displaced population.

The survey included all of Ukraine, excluding the Crimean Peninsula and the areas of Donetsk, Luhanska, Khersonska, and Zaporizka Oblasts under the temporary military control of the Russian Federation where phone coverage by Ukrainian operators is not available. All interviews were anonymous, and respondents were asked for consent before starting the interview. The teams consisted of male and female interviewers, and the interviews were conducted in Ukrainian and Russian, with language selection based on the preference of each respondent.

INTRODUCTION

The oblast profiles draw from data in the IOM General Population Survey (GPS) rounds 13 and 14, emphasising population demographics & displacement, durable solutions, shelter adequacy, basic needs,

employment & income, and social cohesion. These granular insights, categorised by population group at the oblast level, aim to inform strategic, programmatic, and operational decision-making.

Figure 1: Sex and age pyramid for the IDP population assessed



Figure 2: Sex and age pyramid for the returnee population assessed

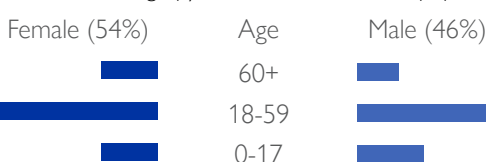
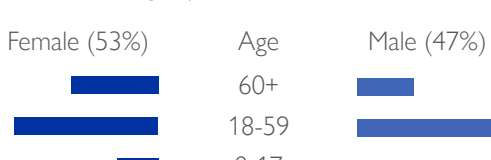
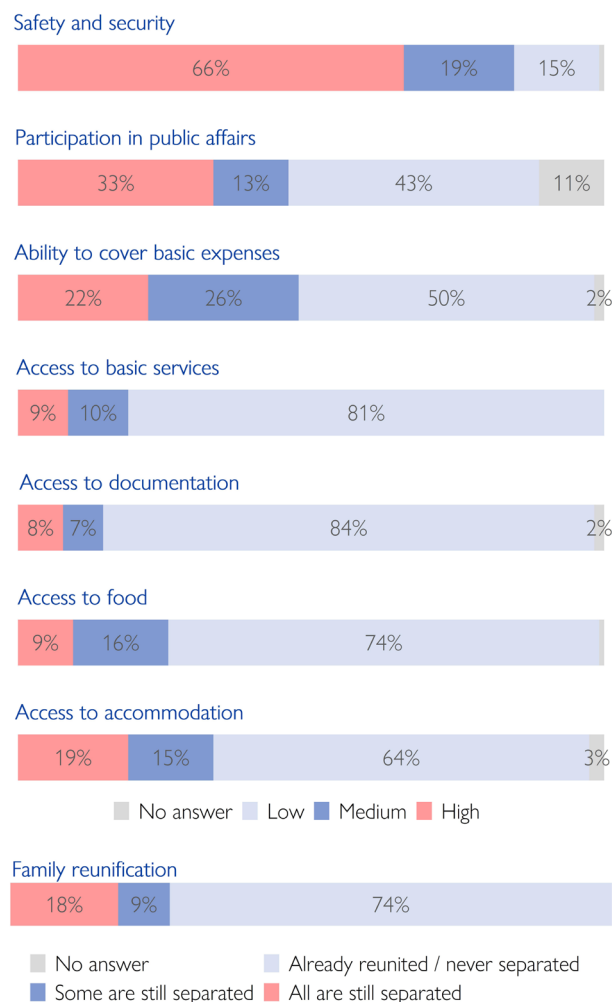


Figure 3: Sex and age pyramid for the non-displaced population assessed



IASC CRITERIA (IDPs only) (R14)



DEFINITIONS

Population Types	
De facto IDPs	People who have been forced to flee or to leave their homes or who are staying outside their habitual residence due to the full-scale invasion in February 2022, regardless of whether they hold registered IDP status.
Returnees	People who have returned to their habitual residence after a significant period of displacement (minimum of two weeks since February 2022), whether from abroad or from internal displacement within Ukraine.
Non-displaced population	People residing in their habitual residence who have not left it due to the ongoing war for a period of two weeks or more, as well as people who are temporarily outside their place of habitual residence for reasons not in connection with the ongoing full-scale war.
Durable Solutions Pathways	
Projected return stock	IDPs who remain in displacement with the intention to seek return as a durable solution – an estimate of potential future number of IDPs on the return pathway.
Local integration stock	IDPs who are seeking integration as a durable solution to their displacement in their current location, and thus are already on a pathway to a solution to their displacement.
Projected resettlement stock	IDPs who remain in displacement with the intention to seek resettlement to another location as a durable solution – an estimate of potential future number of IDPs on the resettlement pathway.

Population Statistics (R14)			
Estimated population presence	Hosted IDP	11%	285,000
	Returnee	30%	808,000
	Non-Displaced	59%	1,593,000
Displacement and Return (R14)			
Hosted IDPs displaced from within the oblast		16%	46,000
Hosted IDPs displaced from another oblast in Ukraine		84%	239,000
Hosted IDPs previously displaced abroad returning to internal displacement*		5%	15,000
Returnees who returned from another location within the oblast		31%	251,000
Returnees who returned from another oblast in Ukraine		59%	480,000
Returnees who returned from previous displacement abroad		10%	77,000
Short term Mobility Intentions (R14)			
Estimated population planning to relocate within 1 month	IDP	3%	10,000
	Returnee	<1%	3,000
	Non-Displaced	2%	26,000
	Total	2%	43,000
Estimated population planning to relocate between 1-3 months	IDP	3%	10,000
	Returnee	1%	9,000
	Non-Displaced	1%	13,000
	Total	1%	34,000
Durable Solutions Pathway** (R14)			
Hosted IDPs projected to return to place of origin		59%	168,000
Hosted IDPs projected to integrate in current location		26%	76,000
Hosted IDPs projected to resettle elsewhere		1%	2,000
Adequate Shelter for Winter (R14)			
Estimated population who reported their housing inadequate for winter	IDP	12%	34,000
	Returnee	6%	46,000
	Non-Displaced	3%	52,000
	Total	5%	140,000
Basic Needs Sufficiency (R14)			
Estimated population reporting current income (including savings) of the household as insufficient to cover basic needs (food, hygiene, medicine, rent, etc.)	IDP	46%	132,000
	Returnee	29%	234,000
	Non-Displaced	36%	575,000
	Total	36%	961,000
Housing, Land & Property (HLP) (R14)			
Estimated population of individuals reporting their household to own a house / apartment that was damaged or destroyed by attacks / war after February 2022 (regardless of currently living there or not)	IDP	42%	119,000
	Returnee	29%	237,000
	Non-Displaced	7%	118,000
	Total	18%	491,000

*IDPs previously displaced abroad returning to internal displacement can either have returned to their oblast of origin or to another oblast. They may therefore be part of both the above groups - IDPs displaced within the oblast and IDPs displaced from another oblast.

**The share of IDPs not yet knowing whether they will return or integrate in their current location or another location in the long term remains high. As such, the results shown here will often not add up to 100%, and the missing proportion is reflective of those not yet knowing their plans.

Social Cohesion (R13)			
Estimated population reporting having faced discrimination or unfair treatment in their current location	IDP	21%	60,000
	Returnee	6%	52,000
Estimated population reporting tensions between groups who received social assistance and those who did not	IDP	20%	58,000
	Returnee	25%	204,000
	Non-Displaced	10%	158,000
Employment and Income			
Estimated population of people unemployed and actively looking for a job (R13)	IDP	10%	29,000
	Returnee	4%	35,000
	Non-Displaced	4%	66,000
	Total	5%	137,000
Estimated population reporting their combined monthly household income per person as less than UAH 6,700 (minimum monthly wage as per the State Budget of Ukraine for 2023) (R13)	IDP	58%	166,000
	Returnee	40%	319,000
	Non-Displaced	56%	895,000
	Total	52%	1,402,000
Estimated population of households reporting having depleted their savings or not having had any savings (R14)	IDP	65%	185,000
	Returnee	49%	394,000
	Non-Displaced	55%	875,000
	Total	55%	1,473,000
			UAH
Median reported monthly household income per person in UAH (R13)	IDP	5,000	
	Returnee	6,667	
	Non-Displaced	5,000	
	Total	6,000	
			Top Coping Strategy Employed
Estimated population employing more than five (out of 12 assessed) coping strategies to cover basic household needs (R14)	IDP	23%	Switched to cheaper food and non-food items
	Returnee	18%	Switched to cheaper food and non-food items
	Non-Displaced	17%	Switched to cheaper food and non-food items
	Total	18%	Switched to cheaper food and non-food items

General Population Survey (GPS) Methodology

The International Organization for Migration (IOM) commissioned Multicultural Insights for data collection in GPS rounds 13 (R13) and 14 (R14). For both rounds, phone-based screening interviews were conducted with 20,000 individuals.

For round 13, in-depth follow-up interviews were conducted with 1,611 IDPs, 1,671 returnees, and 2,015 non-displaced individuals (June 2023). For round 14, follow-up interviews were conducted with 1,493 IDPs, 1,653 returnees, and 2,002 non-displaced individuals (September 2023). All interviews were conducted using a random-digit-dial (RDD) and computer-assisted telephone interviewing (CATI) approach. At a minimum, results presented in the profiles are representative at a confidence level of 90% and with a margin of error of 12.2%. Any results with a higher margin of error were excluded (denoted as ‘-’ above). Percentage results are rounded for ease of use. Population estimates,

rounded to the nearest 1,000, are based on the GPS results and UNFPA baseline data. All the results are calculated out of the total population stock for each population group respectively. While population group results are not always presented separately due to high margins of error, total population figures include all three groups: IDPs, returnees and non-displaced population.

The survey included all of Ukraine, excluding the Crimean Peninsula and the areas of Donetsk, Luhanska, Khersonska, and Zaporizka Oblasts under the temporary military control of the Russian Federation where phone coverage by Ukrainian operators is not available. All interviews were anonymous, and respondents were asked for consent before starting the interview. The teams consisted of male and female interviewers, and the interviews were conducted in Ukrainian and Russian, with language selection based on the preference of each respondent.

INTRODUCTION

The oblast profiles draw from data in the IOM General Population Survey (GPS) rounds 13 and 14, emphasising population demographics & displacement, durable solutions, shelter adequacy, basic needs,

employment & income, and social cohesion. These granular insights, categorised by population group at the oblast level, aim to inform strategic, programmatic, and operational decision-making.

Figure 1: Sex and age pyramid for the IDP population assessed




Figure 2: Sex and age pyramid for the returnee population assessed



Figure 3: Sex and age pyramid for the non-displaced population assessed



* Any dash (-) denotes results that are not shown due to a high margin of error (see methodology section for more details).

IASC CRITERIA (IDPs only) (R14)

Safety and security



Participation in public affairs




Ability to cover basic expenses



Access to basic services



Access to documentation



Access to food



Access to accommodation



■ No answer ■ Low ■ Medium ■ High

Family reunification



■ No answer ■ Already reunited / never separated
■ Some are still separated ■ All are still separated

DEFINITIONS

Population Types	
De facto IDPs	People who have been forced to flee or to leave their homes or who are staying outside their habitual residence due to the full-scale invasion in February 2022, regardless of whether they hold registered IDP status.
Returnees	People who have returned to their habitual residence after a significant period of displacement (minimum of two weeks since February 2022), whether from abroad or from internal displacement within Ukraine.
Non-displaced population	People residing in their habitual residence who have not left it due to the ongoing war for a period of two weeks or more, as well as people who are temporarily outside their place of habitual residence for reasons not in connection with the ongoing full-scale war.
Durable Solutions Pathways	
Projected return stock	IDPs who remain in displacement with the intention to seek return as a durable solution – an estimate of potential future number of IDPs on the return pathway.
Local integration stock	IDPs who are seeking integration as a durable solution to their displacement in their current location, and thus are already on a pathway to a solution to their displacement.
Projected resettlement stock	IDPs who remain in displacement with the intention to seek resettlement to another location as a durable solution – an estimate of potential future number of IDPs on the resettlement pathway.

Population Statistics (R14)			
Estimated population presence	Hosted IDP	8%	160,000
	Returnee	6%	125,000
	Non-Displaced	86%	1,789,000
Displacement and Return (R14)			
Hosted IDPs displaced from within the oblast		5%	7,000
Hosted IDPs displaced from another oblast in Ukraine		95%	153,000
Hosted IDPs previously displaced abroad returning to internal displacement*		9%	15,000
Returnees who returned from another location within the oblast		-**	-
Returnees who returned from another oblast in Ukraine		-	-
Returnees who returned from previous displacement abroad		-	-
Short term Mobility Intentions (R14)			
Estimated population planning to relocate within 1 month	IDP	5%	7,000
	Returnee	-	-
	Non-Displaced	1%	12,000
	Total	1%	26,000
Estimated population planning to relocate between 1-3 months	IDP	3%	5,000
	Returnee	-	-
	Non-Displaced	1%	24,000
	Total	1%	30,000
Durable Solutions Pathway** (R14)			
Hosted IDPs projected to return to place of origin		65%	103,000
Hosted IDPs projected to integrate in current location		17%	27,000
Hosted IDPs projected to resettle elsewhere		6%	10,000
Adequate Shelter for Winter (R14)			
Estimated population who reported their housing inadequate for winter	IDP	14%	22,000
	Returnee	-	-
	Non-Displaced	2%	36,000
	Total	3%	69,000
Basic Needs Sufficiency (R14)			
Estimated population reporting current income (including savings) of the household as insufficient to cover basic needs (food, hygiene, medicine, rent, etc.)	IDP	43%	69,000
	Returnee	-	-
	Non-Displaced	23%	408,000
	Total	25%	513,000
Housing, Land & Property (HLP) (R14)			
Estimated population of individuals reporting their household to own a house / apartment that was damaged or destroyed by attacks / war after February 2022 (regardless of currently living there or not)	IDP	37%	59,000
	Returnee	-	-
	Non-Displaced	2%	36,000
	Total	5%	113,000

* IDPs previously displaced abroad returning to internal displacement can either have returned to their oblast of origin or to another oblast. They may therefore be part of both the above groups - IDPs displaced within the oblast and IDPs displaced from another oblast.

** Any dash (-) denotes results that are not shown due to a high margin of error (see methodology section for more details).

*** The share of IDPs not yet knowing whether they will return or integrate in their current location or another location in the long term remains high. As such, the results shown here will often not add up to 100%, and the missing proportion is reflective of those not yet knowing their plans.

Social Cohesion (R13)			
Estimated population reporting having faced discrimination or unfair treatment in their current location	IDP	34%	55,000
	Returnee	-*	-
Estimated population reporting tensions between groups who received social assistance and those who did not	IDP	21%	34,000
	Returnee	-	-
	Non-Displaced	9%	166,000
Employment and Income			
Estimated population of people unemployed and actively looking for a job (R13)	IDP	13%	21,000
	Returnee	-	-
	Non-Displaced	4%	71,000
	Total	5%	105,000
Estimated population reporting their combined monthly household income per person as less than UAH 6,700 (minimum monthly wage as per the State Budget of Ukraine for 2023) (R13)	IDP	41%	65,000
	Returnee	-	-
	Non-Displaced	51%	912,000
	Total	50%	1,037,000
Estimated population of households reporting having depleted their savings or not having had any savings (R14)	IDP	63%	101,000
	Returnee	-	-
	Non-Displaced	37%	660,000
	Total	40%	833,000
			UAH
Median reported monthly household income per person in UAH (R13)	IDP	8,000	
	Returnee	-	
	Non-Displaced	5,000	
	Total	6,000	
			Top Coping Strategy Employed
Estimated population employing more than five (out of 12 assessed) coping strategies to cover basic household needs (R14)	IDP	22%	Switched to cheaper food and non-food items
	Returnee	-	-
	Non-Displaced	5%	Switched to cheaper food and non-food items
	Total	7%	Switched to cheaper food and non-food items

*Any dash (-) denotes results that are not shown due to a high margin of error (see methodology section for more details).

General Population Survey (GPS) Methodology

The International Organization for Migration (IOM) commissioned Multicultural Insights for data collection in GPS rounds 13 (R13) and 14 (R14). For both rounds, phone-based screening interviews were conducted with 20,000 individuals.

For round 13, in-depth follow-up interviews were conducted with 1,611 IDPs, 1,671 returnees, and 2,015 non-displaced individuals (June 2023). For round 14, follow-up interviews were conducted with 1,493 IDPs, 1,653 returnees, and 2,002 non-displaced individuals (September 2023). All interviews were conducted using a random-digit-dial (RDD) and computer-assisted telephone interviewing (CATI) approach. At a minimum, results presented in the profiles are representative at a confidence level of 90% and with a margin of error of 12.2%. Any results with a higher margin of error were excluded (denoted as '-' above). Percentage results are rounded for ease of use. Population estimates,

rounded to the nearest 1,000, are based on the GPS results and UNFPA baseline data. All the results are calculated out of the total population stock for each population group respectively. While population group results are not always presented separately due to high margins of error, total population figures include all three groups: IDPs, returnees and non-displaced population.

The survey included all of Ukraine, excluding the Crimean Peninsula and the areas of Donetsk, Luhanska, Khersonska, and Zaporizka Oblasts under the temporary military control of the Russian Federation where phone coverage by Ukrainian operators is not available. All interviews were anonymous, and respondents were asked for consent before starting the interview. The teams consisted of male and female interviewers, and the interviews were conducted in Ukrainian and Russian, with language selection based on the preference of each respondent.

INTRODUCTION

The oblast profiles draw from data in the IOM General Population Survey (GPS) rounds 13 and 14, emphasising population demographics & displacement, durable solutions, shelter adequacy, basic needs,

employment & income, and social cohesion. These granular insights, categorised by population group at the oblast level, aim to inform strategic, programmatic, and operational decision-making.

Figure 1: Sex and age pyramid for the IDP population assessed




Figure 2: Sex and age pyramid for the returnee population assessed

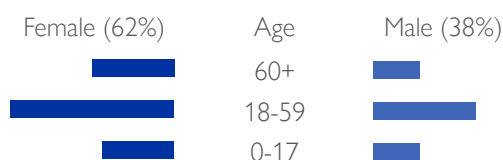
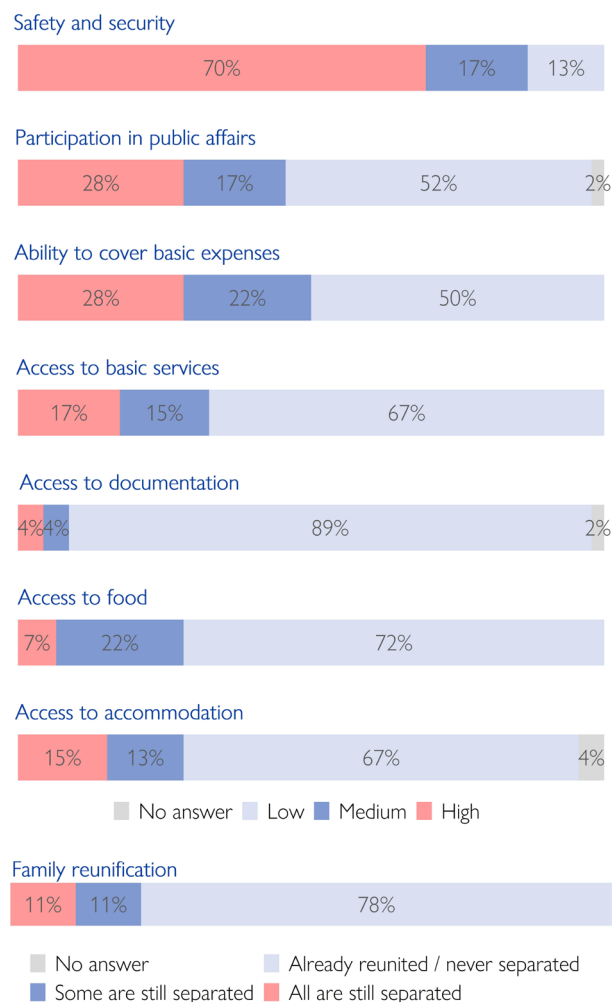


Figure 3: Sex and age pyramid for the non-displaced population assessed



IASC CRITERIA (IDPs only) (R14)



DEFINITIONS

Population Types	
De facto IDPs	People who have been forced to flee or to leave their homes or who are staying outside their habitual residence due to the full-scale invasion in February 2022, regardless of whether they hold registered IDP status.
Returnees	People who have returned to their habitual residence after a significant period of displacement (minimum of two weeks since February 2022), whether from abroad or from internal displacement within Ukraine.
Non-displaced population	People residing in their habitual residence who have not left it due to the ongoing war for a period of two weeks or more, as well as people who are temporarily outside their place of habitual residence for reasons not in connection with the ongoing full-scale war.
Durable Solutions Pathways	
Projected return stock	IDPs who remain in displacement with the intention to seek return as a durable solution – an estimate of potential future number of IDPs on the return pathway.
Local integration stock	IDPs who are seeking integration as a durable solution to their displacement in their current location, and thus are already on a pathway to a solution to their displacement.
Projected resettlement stock	IDPs who remain in displacement with the intention to seek resettlement to another location as a durable solution – an estimate of potential future number of IDPs on the resettlement pathway.

Population Statistics (R14)			
Estimated population presence	Hosted IDP	11%	111,000
	Returnee	20%	201,000
	Non-Displaced	69%	686,000
Displacement and Return (R14)			
Hosted IDPs displaced from within the oblast		46%	51,000
Hosted IDPs displaced from another oblast in Ukraine		54%	60,000
Hosted IDPs previously displaced abroad returning to internal displacement*		13%	14,000
Returnees who returned from another location within the oblast		32%	65,000
Returnees who returned from another oblast in Ukraine		43%	86,000
Returnees who returned from previous displacement abroad		25%	50,000
Short term Mobility Intentions (R14)			
Estimated population planning to relocate within 1 month	IDP	0%	0
	Returnee	0%	0
	Non-Displaced	0%	0
	Total	0%	0
Estimated population planning to relocate between 1-3 months	IDP	2%	2,000
	Returnee	0%	0
	Non-Displaced	0%	0
	Total	<1%	3,000
Durable Solutions Pathway** (R14)			
Hosted IDPs projected to return to place of origin		76%	84,000
Hosted IDPs projected to integrate in current location		15%	17,000
Hosted IDPs projected to resettle elsewhere		4%	5,000
Adequate Shelter for Winter (R14)			
Estimated population who reported their housing inadequate for winter	IDP	15%	17,000
	Returnee	13%	26,000
	Non-Displaced	3%	22,000
	Total	6%	64,000
Basic Needs Sufficiency (R14)			
Estimated population reporting current income (including savings) of the household as insufficient to cover basic needs (food, hygiene, medicine, rent, etc.)	IDP	48%	53,000
	Returnee	49%	98,000
	Non-Displaced	34%	236,000
	Total	38%	384,000
Housing, Land & Property (HLP) (R14)			
Estimated population of individuals reporting their household to own a house / apartment that was damaged or destroyed by attacks / war after February 2022 (regardless of currently living there or not)	IDP	50%	56,000
	Returnee	48%	96,000
	Non-Displaced	21%	146,000
	Total	29%	293,000

*IDPs previously displaced abroad returning to internal displacement can either have returned to their oblast of origin or to another oblast. They may therefore be part of both the above groups - IDPs displaced within the oblast and IDPs displaced from another oblast.

**The share of IDPs not yet knowing whether they will return or integrate in their current location or another location in the long term remains high. As such, the results shown here will often not add up to 100%, and the missing proportion is reflective of those not yet knowing their plans.

Social Cohesion (R13)			
Estimated population reporting having faced discrimination or unfair treatment in their current location	IDP	18%	19,000
	Returnee	4%	8,000
Estimated population reporting tensions between groups who received social assistance and those who did not	IDP	25%	27,000
	Returnee	38%	75,000
	Non-Displaced	20%	135,000
Employment and Income			
Estimated population of people unemployed and actively looking for a job (R13)	IDP	9%	10,000
	Returnee	11%	22,000
	Non-Displaced	8%	56,000
	Total	9%	87,000
Estimated population reporting their combined monthly household income per person as less than UAH 6,700 (minimum monthly wage as per the State Budget of Ukraine for 2023) (R13)	IDP	67%	74,000
	Returnee	68%	137,000
	Non-Displaced	66%	450,000
	Total	66%	661,000
Estimated population of households reporting having depleted their savings or not having had any savings (R14)	IDP	74%	82,000
	Returnee	71%	144,000
	Non-Displaced	57%	394,000
	Total	62%	618,000
			UAH
Median reported monthly household income per person in UAH (R13)	IDP	5,000	
	Returnee	3,973	
	Non-Displaced	3,750	
	Total	4,000	
			Top Coping Strategy Employed
Estimated population employing more than five (out of 12 assessed) coping strategies to cover basic household needs (R14)	IDP	26%	Switched to cheaper food and non-food items
	Returnee	31%	Switched to cheaper food and non-food items
	Non-Displaced	8%	Reduced QUANTITY of food and essential non-food expenditure, e.g. on hygiene, clothing, baby items
	Total	14%	Switched to cheaper food and non-food items

General Population Survey (GPS) Methodology

The International Organization for Migration (IOM) commissioned Multicultural Insights for data collection in GPS rounds 13 (R13) and 14 (R14). For both rounds, phone-based screening interviews were conducted with 20,000 individuals.

For round 13, in-depth follow-up interviews were conducted with 1,611 IDPs, 1,671 returnees, and 2,015 non-displaced individuals (June 2023). For round 14, follow-up interviews were conducted with 1,493 IDPs, 1,653 returnees, and 2,002 non-displaced individuals (September 2023). All interviews were conducted using a random-digit-dial (RDD) and computer-assisted telephone interviewing (CATI) approach. At a minimum, results presented in the profiles are representative at a confidence level of 90% and with a margin of error of 12.2%. Any results with a higher margin of error were excluded (denoted as ‘-’ above). Percentage results are rounded for ease of use. Population estimates,

rounded to the nearest 1,000, are based on the GPS results and UNFPA baseline data. All the results are calculated out of the total population stock for each population group respectively. While population group results are not always presented separately due to high margins of error, total population figures include all three groups: IDPs, returnees and non-displaced population.

The survey included all of Ukraine, excluding the Crimean Peninsula and the areas of Donetsk, Luhanska, Khersonska, and Zaporizka Oblasts under the temporary military control of the Russian Federation where phone coverage by Ukrainian operators is not available. All interviews were anonymous, and respondents were asked for consent before starting the interview. The teams consisted of male and female interviewers, and the interviews were conducted in Ukrainian and Russian, with language selection based on the preference of each respondent.

INTRODUCTION

The oblast profiles draw from data in the IOM General Population Survey (GPS) rounds 13 and 14, emphasising population demographics & displacement, durable solutions, shelter adequacy, basic needs,

employment & income, and social cohesion. These granular insights, categorised by population group at the oblast level, aim to inform strategic, programmatic, and operational decision-making.

Figure 1: Sex and age pyramid for the IDP population assessed

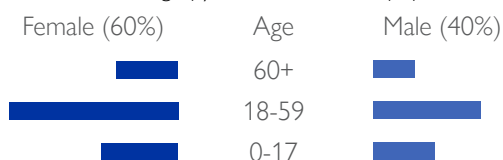


Figure 2: Sex and age pyramid for the returnee population assessed

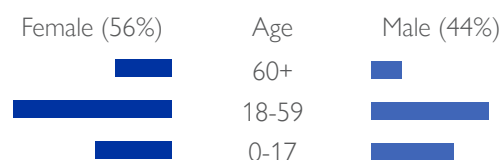

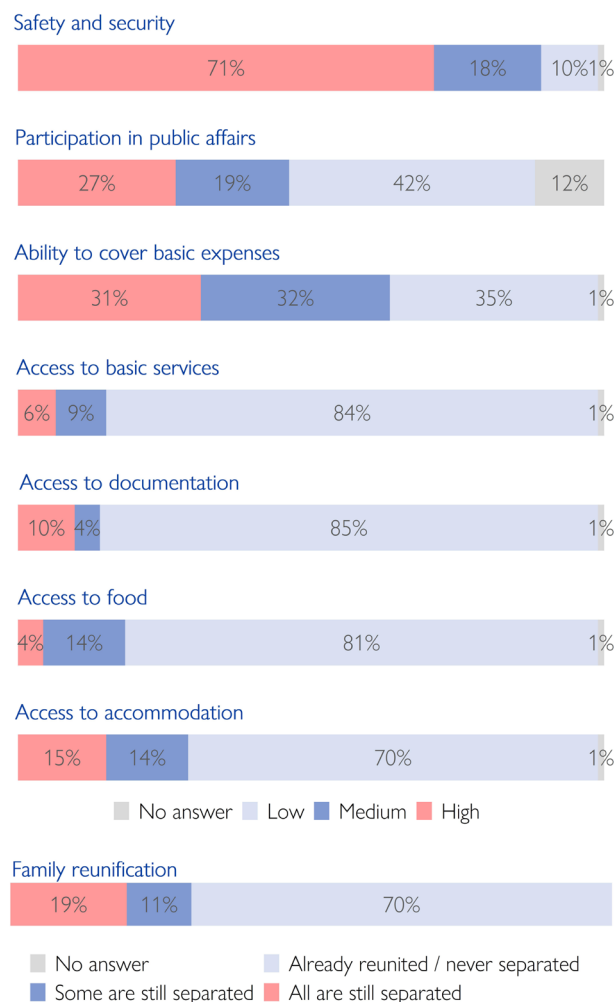


Figure 3: Sex and age pyramid for the non-displaced population assessed



IASC CRITERIA (IDPs only) (R14)



DEFINITIONS

Population Types	
De facto IDPs	People who have been forced to flee or to leave their homes or who are staying outside their habitual residence due to the full-scale invasion in February 2022, regardless of whether they hold registered IDP status.
Returnees	People who have returned to their habitual residence after a significant period of displacement (minimum of two weeks since February 2022), whether from abroad or from internal displacement within Ukraine.
Non-displaced population	People residing in their habitual residence who have not left it due to the ongoing war for a period of two weeks or more, as well as people who are temporarily outside their place of habitual residence for reasons not in connection with the ongoing full-scale war.
Durable Solutions Pathways	
Projected return stock	IDPs who remain in displacement with the intention to seek return as a durable solution – an estimate of potential future number of IDPs on the return pathway.
Local integration stock	IDPs who are seeking integration as a durable solution to their displacement in their current location, and thus are already on a pathway to a solution to their displacement.
Projected resettlement stock	IDPs who remain in displacement with the intention to seek resettlement to another location as a durable solution – an estimate of potential future number of IDPs on the resettlement pathway.

Population Statistics (R14)			
Estimated population presence	Hosted IDP	11%	240,000
	Returnee	11%	241,000
	Non-Displaced	78%	1,691,000
Displacement and Return (R14)			
Hosted IDPs displaced from within the oblast		11%	26,000
Hosted IDPs displaced from another oblast in Ukraine		89%	214,000
Hosted IDPs previously displaced abroad returning to internal displacement*		11%	26,000
Returnees who returned from another location within the oblast		34%	83,000
Returnees who returned from another oblast in Ukraine		22%	54,000
Returnees who returned from previous displacement abroad		41%	100,000
Short term Mobility Intentions (R14)			
Estimated population planning to relocate within 1 month	IDP	1%	3,000
	Returnee	1%	2,000
	Non-Displaced	0%	0
	Total	<1%	5,000
Estimated population planning to relocate between 1-3 months	IDP	1%	3,000
	Returnee	1%	2,000
	Non-Displaced	2%	37,000
	Total	2%	43,000
Durable Solutions Pathway** (R14)			
Hosted IDPs projected to return to place of origin		61%	147,000
Hosted IDPs projected to integrate in current location		24%	57,000
Hosted IDPs projected to resettle elsewhere		3%	8,000
Adequate Shelter for Winter (R14)			
Estimated population who reported their housing inadequate for winter	IDP	18%	44,000
	Returnee	6%	15,000
	Non-Displaced	6%	99,000
	Total	7%	157,000
Basic Needs Sufficiency (R14)			
Estimated population reporting current income (including savings) of the household as insufficient to cover basic needs (food, hygiene, medicine, rent, etc.)	IDP	54%	129,000
	Returnee	29%	71,000
	Non-Displaced	34%	568,000
	Total	35%	770,000
Housing, Land & Property (HLP) (R14)			
Estimated population of individuals reporting their household to own a house / apartment that was damaged or destroyed by attacks / war after February 2022 (regardless of currently living there or not)	IDP	37%	88,000
	Returnee	3%	7,000
	Non-Displaced	7%	111,000
	Total	10%	209,000

*IDPs previously displaced abroad returning to internal displacement can either have returned to their oblast of origin or to another oblast. They may therefore be part of both the above groups - IDPs displaced within the oblast and IDPs displaced from another oblast.

**The share of IDPs not yet knowing whether they will return or integrate in their current location or another location in the long term remains high. As such, the results shown here will often not add up to 100%, and the missing proportion is reflective of those not yet knowing their plans.

Social Cohesion (R13)			
Estimated population reporting having faced discrimination or unfair treatment in their current location	IDP	27%	64,000
	Returnee	2%	6,000
Estimated population reporting tensions between groups who received social assistance and those who did not	IDP	19%	45,000
	Returnee	27%	65,000
	Non-Displaced	14%	235,000
Employment and Income			
Estimated population of people unemployed and actively looking for a job (R13)	IDP	16%	38,000
	Returnee	5%	12,000
	Non-Displaced	4%	74,000
	Total	6%	124,000
Estimated population reporting their combined monthly household income per person as less than UAH 6,700 (minimum monthly wage as per the State Budget of Ukraine for 2023) (R13)	IDP	51%	124,000
	Returnee	49%	119,000
	Non-Displaced	55%	938,000
	Total	54%	1,184,000
Estimated population of households reporting having depleted their savings or not having had any savings (R14)	IDP	69%	165,000
	Returnee	55%	131,000
	Non-Displaced	53%	901,000
	Total	55%	1,197,000
			UAH
Median reported monthly household income per person in UAH (R13)	IDP	5,500	
	Returnee	5,357	
	Non-Displaced	4,600	
	Total	5,000	
			Top Coping Strategy Employed
Estimated population employing more than five (out of 12 assessed) coping strategies to cover basic household needs (R14)	IDP	30%	Switched to cheaper food and non-food items
	Returnee	31%	Switched to cheaper food and non-food items
	Non-Displaced	16%	Switched to cheaper food and non-food items
	Total	19%	Switched to cheaper food and non-food items

General Population Survey (GPS) Methodology

The International Organization for Migration (IOM) commissioned Multicultural Insights for data collection in GPS rounds 13 (R13) and 14 (R14). For both rounds, phone-based screening interviews were conducted with 20,000 individuals.

For round 13, in-depth follow-up interviews were conducted with 1,611 IDPs, 1,671 returnees, and 2,015 non-displaced individuals (June 2023). For round 14, follow-up interviews were conducted with 1,493 IDPs, 1,653 returnees, and 2,002 non-displaced individuals (September 2023). All interviews were conducted using a random-digit-dial (RDD) and computer-assisted telephone interviewing (CATI) approach. At a minimum, results presented in the profiles are representative at a confidence level of 90% and with a margin of error of 12.2%. Any results with a higher margin of error were excluded (denoted as ‘-’ above). Percentage results are rounded for ease of use. Population estimates,

rounded to the nearest 1,000, are based on the GPS results and UNFPA baseline data. All the results are calculated out of the total population stock for each population group respectively. While population group results are not always presented separately due to high margins of error, total population figures include all three groups: IDPs, returnees and non-displaced population.

The survey included all of Ukraine, excluding the Crimean Peninsula and the areas of Donetsk, Luhanska, Khersonska, and Zaporizka Oblasts under the temporary military control of the Russian Federation where phone coverage by Ukrainian operators is not available. All interviews were anonymous, and respondents were asked for consent before starting the interview. The teams consisted of male and female interviewers, and the interviews were conducted in Ukrainian and Russian, with language selection based on the preference of each respondent.

INTRODUCTION

The oblast profiles draw from data in the IOM General Population Survey (GPS) rounds 13 and 14, emphasising population demographics & displacement, durable solutions, shelter adequacy, basic needs,

employment & income, and social cohesion. These granular insights, categorised by population group at the oblast level, aim to inform strategic, programmatic, and operational decision-making.

Figure 1: Sex and age pyramid for the IDP population assessed


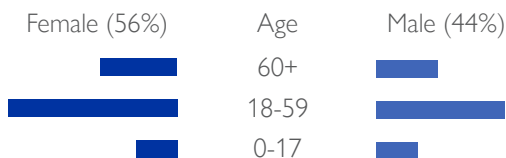


Figure 2: Sex and age pyramid for the returnee population assessed

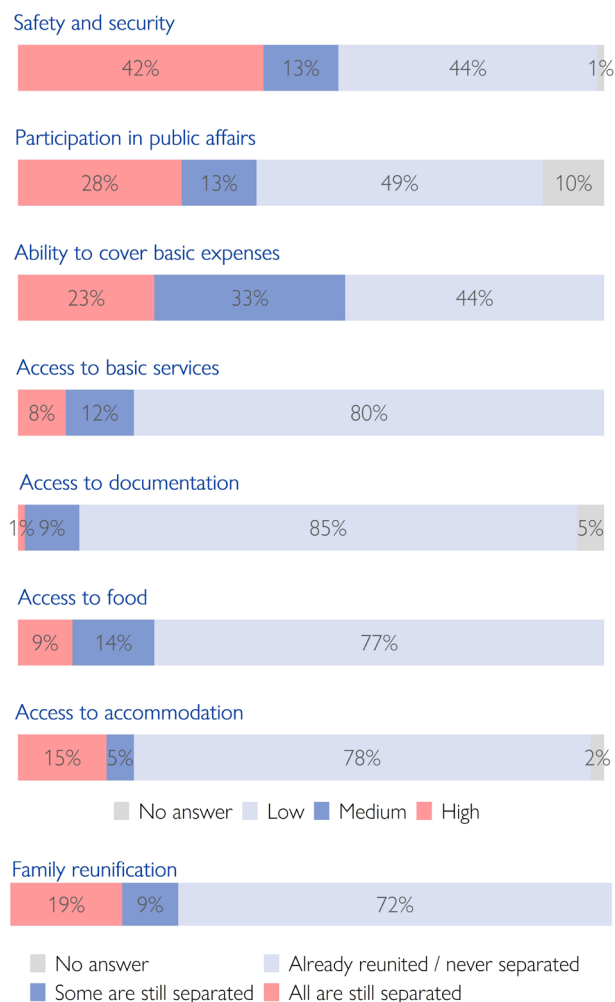


Figure 3: Sex and age pyramid for the non-displaced population assessed



* Any dash (-) denotes results that are not shown due to a high margin of error (see methodology section for more details).

IASC CRITERIA (IDPs only) (R14)



DEFINITIONS

Population Types	
De facto IDPs	People who have been forced to flee or to leave their homes or who are staying outside their habitual residence due to the full-scale invasion in February 2022, regardless of whether they hold registered IDP status.
Returnees	People who have returned to their habitual residence after a significant period of displacement (minimum of two weeks since February 2022), whether from abroad or from internal displacement within Ukraine.
Non-displaced population	People residing in their habitual residence who have not left it due to the ongoing war for a period of two weeks or more, as well as people who are temporarily outside their place of habitual residence for reasons not in connection with the ongoing full-scale war.
Durable Solutions Pathways	
Projected return stock	IDPs who remain in displacement with the intention to seek return as a durable solution – an estimate of potential future number of IDPs on the return pathway.
Local integration stock	IDPs who are seeking integration as a durable solution to their displacement in their current location, and thus are already on a pathway to a solution to their displacement.
Projected resettlement stock	IDPs who remain in displacement with the intention to seek resettlement to another location as a durable solution – an estimate of potential future number of IDPs on the resettlement pathway.

Population Statistics (R14)			
Estimated population presence	Hosted IDP	15%	206,000
	Returnee	3%	43,000
	Non-Displaced	82%	1,152,000
Displacement and Return (R14)			
Hosted IDPs displaced from within the oblast		0%	0
Hosted IDPs displaced from another oblast in Ukraine		100%	206,000
Hosted IDPs previously displaced abroad returning to internal displacement*		7%	15,000
Returnees who returned from another location within the oblast		-**	-
Returnees who returned from another oblast in Ukraine		-	-
Returnees who returned from previous displacement abroad		-	-
Short term Mobility Intentions (R14)			
Estimated population planning to relocate within 1 month	IDP	6%	12,000
	Returnee	-	-
	Non-Displaced	1%	12,000
	Total	2%	24,000
Estimated population planning to relocate between 1-3 months	IDP	3%	7,000
	Returnee	-	-
	Non-Displaced	1%	12,000
	Total	1%	19,000
Durable Solutions Pathway** (R14)			
Hosted IDPs projected to return to place of origin		80%	165,000
Hosted IDPs projected to integrate in current location		5%	10,000
Hosted IDPs projected to resettle elsewhere		2%	5,000
Adequate Shelter for Winter (R14)			
Estimated population who reported their housing inadequate for winter	IDP	6%	12,000
	Returnee	-	-
	Non-Displaced	1%	12,000
	Total	2%	30,000
Basic Needs Sufficiency (R14)			
Estimated population reporting current income (including savings) of the household as insufficient to cover basic needs (food, hygiene, medicine, rent, etc.)	IDP	52%	108,000
	Returnee	-	-
	Non-Displaced	34%	392,000
	Total	37%	512,000
Housing, Land & Property (HLP) (R14)			
Estimated population of individuals reporting their household to own a house / apartment that was damaged or destroyed by attacks / war after February 2022 (regardless of currently living there or not)	IDP	56%	115,000
	Returnee	-	-
	Non-Displaced	3%	37,000
	Total	11%	151,000

* IDPs previously displaced abroad returning to internal displacement can either have returned to their oblast of origin or to another oblast. They may therefore be part of both the above groups - IDPs displaced within the oblast and IDPs displaced from another oblast.

** Any dash (-) denotes results that are not shown due to a high margin of error (see methodology section for more details).

*** The share of IDPs not yet knowing whether they will return or integrate in their current location or another location in the long term remains high. As such, the results shown here will often not add up to 100%, and the missing proportion is reflective of those not yet knowing their plans.

Social Cohesion (R13)			
Estimated population reporting having faced discrimination or unfair treatment in their current location	IDP	22%	46,000
	Returnee	-*	-
Estimated population reporting tensions between groups who received social assistance and those who did not	IDP	20%	41,000
	Returnee	-	-
	Non-Displaced	14%	159,000
Employment and Income			
Estimated population of people unemployed and actively looking for a job (R13)	IDP	14%	28,000
	Returnee	-	-
	Non-Displaced	4%	49,000
	Total	6%	77,000
Estimated population reporting their combined monthly household income per person as less than UAH 6,700 (minimum monthly wage as per the State Budget of Ukraine for 2023) (R13)	IDP	61%	126,000
	Returnee	-	-
	Non-Displaced	52%	601,000
Estimated population of households reporting having depleted their savings or not having had any savings (R14)	IDP	66%	137,000
	Returnee	-	-
	Non-Displaced	51%	588,000
	Total	54%	753,000
			UAH
Median reported monthly household income per person in UAH (R13)	IDP	5,000	
	Returnee	-	
	Non-Displaced	5,000	
	Total	5,000	
			Top Coping Strategy Employed
Estimated population employing more than five (out of 12 assessed) coping strategies to cover basic household needs (R14)	IDP	23%	Switched to cheaper food and non-food items
	Returnee	-	-
	Non-Displaced	16%	Switched to cheaper food and non-food items
	Total	18%	Switched to cheaper food and non-food items

*Any dash (-) denotes results that are not shown due to a high margin of error (see methodology section for more details).

General Population Survey (GPS) Methodology

The International Organization for Migration (IOM) commissioned Multicultural Insights for data collection in GPS rounds 13 (R13) and 14 (R14). For both rounds, phone-based screening interviews were conducted with 20,000 individuals.

For round 13, in-depth follow-up interviews were conducted with 1,611 IDPs, 1,671 returnees, and 2,015 non-displaced individuals (June 2023). For round 14, follow-up interviews were conducted with 1,493 IDPs, 1,653 returnees, and 2,002 non-displaced individuals (September 2023). All interviews were conducted using a random-digit-dial (RDD) and computer-assisted telephone interviewing (CATI) approach. At a minimum, results presented in the profiles are representative at a confidence level of 90% and with a margin of error of 12.2%. Any results with a higher margin of error were excluded (denoted as '-' above). Percentage results are rounded for ease of use. Population estimates,

rounded to the nearest 1,000, are based on the GPS results and UNFPA baseline data. All the results are calculated out of the total population stock for each population group respectively. While population group results are not always presented separately due to high margins of error, total population figures include all three groups: IDPs, returnees and non-displaced population.

The survey included all of Ukraine, excluding the Crimean Peninsula and the areas of Donetsk, Luhanska, Khersonska, and Zaporizka Oblasts under the temporary military control of the Russian Federation where phone coverage by Ukrainian operators is not available. All interviews were anonymous, and respondents were asked for consent before starting the interview. The teams consisted of male and female interviewers, and the interviews were conducted in Ukrainian and Russian, with language selection based on the preference of each respondent.

INTRODUCTION

The oblast profiles draw from data in the IOM General Population Survey (GPS) rounds 13 and 14, emphasising population demographics & displacement, durable solutions, shelter adequacy, basic needs,

employment & income, and social cohesion. These granular insights, categorised by population group at the oblast level, aim to inform strategic, programmatic, and operational decision-making.

Figure 1: Sex and age pyramid for the IDP population assessed

Female (-%)	Age	Male (-%)
-*	60+	-
-	18-59	-
-	0-17	-

Figure 2: Sex and age pyramid for the returnee population assessed

Female (54%)	Age	Male (46%)
	60+	
	18-59	
	0-17	

Figure 3: Sex and age pyramid for the non-displaced population assessed

Female (58%)	Age	Male (42%)
	60+	
	18-59	
	0-17	

* Any dash (-) denotes results that are not shown due to a high margin of error (see methodology section for more details).

DEFINITIONS

Population Types	
De facto IDPs	People who have been forced to flee or to leave their homes or who are staying outside their habitual residence due to the full-scale invasion in February 2022, regardless of whether they hold registered IDP status.
Returnees	People who have returned to their habitual residence after a significant period of displacement (minimum of two weeks since February 2022), whether from abroad or from internal displacement within Ukraine.
Non-displaced population	People residing in their habitual residence who have not left it due to the ongoing war for a period of two weeks or more, as well as people who are temporarily outside their place of habitual residence for reasons not in connection with the ongoing full-scale war.
Durable Solutions Pathways	
Projected return stock	IDPs who remain in displacement with the intention to seek return as a durable solution – an estimate of potential future number of IDPs on the return pathway.
Local integration stock	IDPs who are seeking integration as a durable solution to their displacement in their current location, and thus are already on a pathway to a solution to their displacement.
Projected resettlement stock	IDPs who remain in displacement with the intention to seek resettlement to another location as a durable solution – an estimate of potential future number of IDPs on the resettlement pathway.

IASC CRITERIA (Returnees only) (R14)

Safety and security



Participation in public affairs



Ability to cover basic expenses



Access to basic services



Access to documentation



Access to food



Access to accommodation



■ No answer ■ Low ■ Medium ■ High

Family reunification



■ No answer ■ Already reunited / never separated
■ Some are still separated ■ All are still separated

Population Statistics (R14)			
Estimated population presence	Hosted IDP	8%	78,000
	Returnee	13%	135,000
	Non-Displaced	79%	784,000
Displacement and Return (R14)			
Hosted IDPs displaced from within the oblast		-**	-
Hosted IDPs displaced from another oblast in Ukraine		-	-
Hosted IDPs previously displaced abroad returning to internal displacement*		-	-
Returnees who returned from another location within the oblast		28%	38,000
Returnees who returned from another oblast in Ukraine		50%	68,000
Returnees who returned from previous displacement abroad		22%	30,000
Short term Mobility Intentions (R14)			
Estimated population planning to relocate within 1 month	IDP	-	-
	Returnee	2%	3,000
	Non-Displaced	0%	0
	Total	<1%	2,000
Estimated population planning to relocate between 1-3 months	IDP	-	-
	Returnee	0%	0
	Non-Displaced	0%	0
	Total	1%	8,000
Durable Solutions Pathway** (R14)			
Hosted IDPs projected to return to place of origin		-	-
Hosted IDPs projected to integrate in current location		-	-
Hosted IDPs projected to resettle elsewhere		-	-
Adequate Shelter for Winter (R14)			
Estimated population who reported their housing inadequate for winter	IDP	-	-
	Returnee	4%	5,000
	Non-Displaced	0%	0
	Total	1%	15,000
Basic Needs Sufficiency (R14)			
Estimated population reporting current income (including savings) of the household as insufficient to cover basic needs (food, hygiene, medicine, rent, etc.)	IDP	-	-
	Returnee	44%	59,000
	Non-Displaced	43%	338,000
	Total	44%	436,000
Housing, Land & Property (HLP) (R14)			
Estimated population of individuals reporting their household to own a house / apartment that was damaged or destroyed by attacks / war after February 2022 (regardless of currently living there or not)	IDP	-	-
	Returnee	20%	27,000
	Non-Displaced	14%	108,000
	Total	18%	183,000

* IDPs previously displaced abroad returning to internal displacement can either have returned to their oblast of origin or to another oblast. They may therefore be part of both the above groups - IDPs displaced within the oblast and IDPs displaced from another oblast.

** Any dash (-) denotes results that are not shown due to a high margin of error (see methodology section for more details).

*** The share of IDPs not yet knowing whether they will return or integrate in their current location or another location in the long term remains high. As such, the results shown here will often not add up to 100%, and the missing proportion is reflective of those not yet knowing their plans.

Social Cohesion (R13)			
Estimated population reporting having faced discrimination or unfair treatment in their current location	IDP	-*	-
	Returnee	-	-
Estimated population reporting tensions between groups who received social assistance and those who did not	IDP	-	-
	Returnee	-	-
	Non-Displaced	12%	93,000
Employment and Income			
Estimated population of people unemployed and actively looking for a job (R13)	IDP	-	-
	Returnee	-	-
	Non-Displaced	7%	53,000
	Total	9%	89,000
Estimated population reporting their combined monthly household income per person as less than UAH 6,700 (minimum monthly wage as per the State Budget of Ukraine for 2023) (R13)	IDP	-	-
	Returnee	-	-
	Non-Displaced	59%	465,000
	Total	62%	615,000
Estimated population of households reporting having depleted their savings or not having had any savings (R14)	IDP	-	-
	Returnee	56%	76,000
	Non-Displaced	66%	514,000
	Total	65%	653,000
		UAH	
Median reported monthly household income per person in UAH (R13)	IDP	-	
	Returnee	-	
	Non-Displaced	2,800	
	Total	3,292	
			Top Coping Strategy Employed
Estimated population employing more than five (out of 12 assessed) coping strategies to cover basic household needs (R14)	IDP	-	-
	Returnee	18%	Reduced QUANTITY of food and essential non-food expenditure, e.g. on hygiene, clothing, baby items
	Non-Displaced	28%	Switched to cheaper food and non-food items
	Total	26%	Switched to cheaper food and non-food items

*Any dash (-) denotes results that are not shown due to a high margin of error (see methodology section for more details).

General Population Survey (GPS) Methodology

The International Organization for Migration (IOM) commissioned Multicultural Insights for data collection in GPS rounds 13 (R13) and 14 (R14). For both rounds, phone-based screening interviews were conducted with 20,000 individuals.

For round 13, in-depth follow-up interviews were conducted with 1,611 IDPs, 1,671 returnees, and 2,015 non-displaced individuals (June 2023). For round 14, follow-up interviews were conducted with 1,493 IDPs, 1,653 returnees, and 2,002 non-displaced individuals (September 2023). All interviews were conducted using a random-digit-dial (RDD) and computer-assisted telephone interviewing (CATI) approach. At a minimum, results presented in the profiles are representative at a confidence level of 90% and with a margin of error of 12.2%. Any results with a higher margin of error were excluded (denoted as '-' above). Percentage results are rounded for ease of use. Population estimates,

rounded to the nearest 1,000, are based on the GPS results and UNFPA baseline data. All the results are calculated out of the total population stock for each population group respectively. While population group results are not always presented separately due to high margins of error, total population figures include all three groups: IDPs, returnees and non-displaced population.

The survey included all of Ukraine, excluding the Crimean Peninsula and the areas of Donetsk, Luhanska, Khersonska, and Zaporizka Oblasts under the temporary military control of the Russian Federation where phone coverage by Ukrainian operators is not available. All interviews were anonymous, and respondents were asked for consent before starting the interview. The teams consisted of male and female interviewers, and the interviews were conducted in Ukrainian and Russian, with language selection based on the preference of each respondent.

INTRODUCTION

The oblast profiles draw from data in the IOM General Population Survey (GPS) rounds 13 and 14, emphasising population demographics & displacement, durable solutions, shelter adequacy, basic needs,

employment & income, and social cohesion. These granular insights, categorised by population group at the oblast level, aim to inform strategic, programmatic, and operational decision-making.

Figure 1: Sex and age pyramid for the IDP population assessed

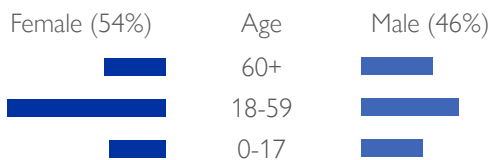


Figure 2: Sex and age pyramid for the returnee population assessed




Figure 3: Sex and age pyramid for the non-displaced population assessed



* Any dash (-) denotes results that are not shown due to a high margin of error (see methodology section for more details).

IASC CRITERIA (IDPs only) (R14)

Safety and security



Participation in public affairs



Ability to cover basic expenses



Access to basic services



Access to documentation



Access to food



Access to accommodation



■ No answer ■ Low ■ Medium ■ High

Family reunification



■ No answer ■ Already reunited / never separated
■ Some are still separated ■ All are still separated

DEFINITIONS

Population Types	
De facto IDPs	People who have been forced to flee or to leave their homes or who are staying outside their habitual residence due to the full-scale invasion in February 2022, regardless of whether they hold registered IDP status.
Returnees	People who have returned to their habitual residence after a significant period of displacement (minimum of two weeks since February 2022), whether from abroad or from internal displacement within Ukraine.
Non-displaced population	People residing in their habitual residence who have not left it due to the ongoing war for a period of two weeks or more, as well as people who are temporarily outside their place of habitual residence for reasons not in connection with the ongoing full-scale war.
Durable Solutions Pathways	
Projected return stock	IDPs who remain in displacement with the intention to seek return as a durable solution – an estimate of potential future number of IDPs on the return pathway.
Local integration stock	IDPs who are seeking integration as a durable solution to their displacement in their current location, and thus are already on a pathway to a solution to their displacement.
Projected resettlement stock	IDPs who remain in displacement with the intention to seek resettlement to another location as a durable solution – an estimate of potential future number of IDPs on the resettlement pathway.

Population Statistics (R14)			
Estimated population presence	Hosted IDP	8%	110,000
	Returnee	5%	69,000
	Non-Displaced	87%	1,250,000
Displacement and Return (R14)			
Hosted IDPs displaced from within the oblast		6%	6,000
Hosted IDPs displaced from another oblast in Ukraine		92%	101,000
Hosted IDPs previously displaced abroad returning to internal displacement*		10%	11,000
Returnees who returned from another location within the oblast		-**	-
Returnees who returned from another oblast in Ukraine		-	-
Returnees who returned from previous displacement abroad		-	-
Short term Mobility Intentions (R14)			
Estimated population planning to relocate within 1 month	IDP	0%	0
	Returnee	-	-
	Non-Displaced	0%	0
	Total	<1%	3,000
Estimated population planning to relocate between 1-3 months	IDP	8%	9,000
	Returnee	-	-
	Non-Displaced	1%	12,000
	Total	2%	25,000
Durable Solutions Pathway** (R14)			
Hosted IDPs projected to return to place of origin		57%	63,000
Hosted IDPs projected to integrate in current location		16%	17,000
Hosted IDPs projected to resettle elsewhere		8%	9,000
Adequate Shelter for Winter (R14)			
Estimated population who reported their housing inadequate for winter	IDP	8%	9,000
	Returnee	-	-
	Non-Displaced	3%	36,000
	Total	3%	48,000
Basic Needs Sufficiency (R14)			
Estimated population reporting current income (including savings) of the household as insufficient to cover basic needs (food, hygiene, medicine, rent, etc.)	IDP	47%	52,000
	Returnee	-	-
	Non-Displaced	43%	541,000
	Total	44%	628,000
Housing, Land & Property (HLP) (R14)			
Estimated population of individuals reporting their household to own a house / apartment that was damaged or destroyed by attacks / war after February 2022 (regardless of currently living there or not)	IDP	51%	56,000
	Returnee	-	-
	Non-Displaced	3%	36,000
	Total	7%	104,000

* IDPs previously displaced abroad returning to internal displacement can either have returned to their oblast of origin or to another oblast. They may therefore be part of both the above groups - IDPs displaced within the oblast and IDPs displaced from another oblast.

** Any dash (-) denotes results that are not shown due to a high margin of error (see methodology section for more details).

*** The share of IDPs not yet knowing whether they will return or integrate in their current location or another location in the long term remains high. As such, the results shown here will often not add up to 100%, and the missing proportion is reflective of those not yet knowing their plans.

Social Cohesion (R13)			
Estimated population reporting having faced discrimination or unfair treatment in their current location	IDP	29%	32,000
	Returnee	-*	-
Estimated population reporting tensions between groups who received social assistance and those who did not	IDP	29%	32,000
	Returnee	-	-
	Non-Displaced	12%	144,000
Employment and Income			
Estimated population of people unemployed and actively looking for a job (R13)	IDP	15%	17,000
	Returnee	-	-
	Non-Displaced	5%	60,000
	Total	6%	84,000
Estimated population reporting their combined monthly household income per person as less than UAH 6,700 (minimum monthly wage as per the State Budget of Ukraine for 2023) (R13)	IDP	69%	76,000
	Returnee	-	-
	Non-Displaced	58%	721,000
	Total	58%	829,000
Estimated population of households reporting having depleted their savings or not having had any savings (R14)	IDP	73%	80,000
	Returnee	-	-
	Non-Displaced	52%	649,000
	Total	55%	779,000
			UAH
Median reported monthly household income per person in UAH (R13)	IDP	4,000	
	Returnee	-	
	Non-Displaced	3,708	
	Total	4,000	
			Top Coping Strategy Employed
Estimated population employing more than five (out of 12 assessed) coping strategies to cover basic household needs (R14)	IDP	10%	Switched to cheaper food and non-food items
	Returnee	-	-
	Non-Displaced	12%	Switched to cheaper food and non-food items
	Total	13%	Switched to cheaper food and non-food items

* Any dash (-) denotes results that are not shown due to a high margin of error (see methodology section for more details).

General Population Survey (GPS) Methodology

The International Organization for Migration (IOM) commissioned Multicultural Insights for data collection in GPS rounds 13 (R13) and 14 (R14). For both rounds, phone-based screening interviews were conducted with 20,000 individuals.

For round 13, in-depth follow-up interviews were conducted with 1,611 IDPs, 1,671 returnees, and 2,015 non-displaced individuals (June 2023). For round 14, follow-up interviews were conducted with 1,493 IDPs, 1,653 returnees, and 2,002 non-displaced individuals (September 2023). All interviews were conducted using a random-digit-dial (RDD) and computer-assisted telephone interviewing (CATI) approach. At a minimum, results presented in the profiles are representative at a confidence level of 90% and with a margin of error of 12.2%. Any results with a higher margin of error were excluded (denoted as '-' above). Percentage results are rounded for ease of use. Population estimates,

rounded to the nearest 1,000, are based on the GPS results and UNFPA baseline data. All the results are calculated out of the total population stock for each population group respectively. While population group results are not always presented separately due to high margins of error, total population figures include all three groups: IDPs, returnees and non-displaced population.

The survey included all of Ukraine, excluding the Crimean Peninsula and the areas of Donetsk, Luhanska, Khersonska, and Zaporizka Oblasts under the temporary military control of the Russian Federation where phone coverage by Ukrainian operators is not available. All interviews were anonymous, and respondents were asked for consent before starting the interview. The teams consisted of male and female interviewers, and the interviews were conducted in Ukrainian and Russian, with language selection based on the preference of each respondent.

INTRODUCTION

The oblast profiles draw from data in the IOM General Population Survey (GPS) rounds 13 and 14, emphasising population demographics & displacement, durable solutions, shelter adequacy, basic needs,

employment & income, and social cohesion. These granular insights, categorised by population group at the oblast level, aim to inform strategic, programmatic, and operational decision-making.

Figure 1: Sex and age pyramid for the IDP population assessed




Figure 2: Sex and age pyramid for the returnee population assessed



Figure 3: Sex and age pyramid for the non-displaced population assessed



* Any dash (-) denotes results that are not shown due to a high margin of error (see methodology section for more details).

IASC CRITERIA (IDPs only) (R14)

Safety and security



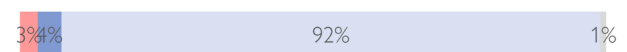
Participation in public affairs



Ability to cover basic expenses



Access to basic services



Access to documentation



Access to food



Access to accommodation



■ No answer ■ Low ■ Medium ■ High

Family reunification



■ No answer ■ Already reunited / never separated
■ Some are still separated ■ All are still separated

DEFINITIONS

Population Types	
De facto IDPs	People who have been forced to flee or to leave their homes or who are staying outside their habitual residence due to the full-scale invasion in February 2022, regardless of whether they hold registered IDP status.
Returnees	People who have returned to their habitual residence after a significant period of displacement (minimum of two weeks since February 2022), whether from abroad or from internal displacement within Ukraine.
Non-displaced population	People residing in their habitual residence who have not left it due to the ongoing war for a period of two weeks or more, as well as people who are temporarily outside their place of habitual residence for reasons not in connection with the ongoing full-scale war.
Durable Solutions Pathways	
Projected return stock	IDPs who remain in displacement with the intention to seek return as a durable solution – an estimate of potential future number of IDPs on the return pathway.
Local integration stock	IDPs who are seeking integration as a durable solution to their displacement in their current location, and thus are already on a pathway to a solution to their displacement.
Projected resettlement stock	IDPs who remain in displacement with the intention to seek resettlement to another location as a durable solution – an estimate of potential future number of IDPs on the resettlement pathway.

Population Statistics (R14)			
Estimated population presence	Hosted IDP	-*	-
	Returnee	-	-
	Non-Displaced	-	-
Displacement and Return (R14)			
Hosted IDPs displaced from within the oblast		82%	-
Hosted IDPs displaced from another oblast in Ukraine		18%	-
Hosted IDPs previously displaced abroad returning to internal displacement**		5%	-
Returnees who returned from another location within the oblast		-	-
Returnees who returned from another oblast in Ukraine		-	-
Returnees who returned from previous displacement abroad		-	-
Short term Mobility Intentions (R14)			
Estimated population planning to relocate within 1 month	IDP	0%	-
	Returnee	-	-
	Non-Displaced	0%	-
	Total	0%	-
Estimated population planning to relocate between 1-3 months	IDP	0%	-
	Returnee	-	-
	Non-Displaced	0%	-
	Total	<1%	-
Durable Solutions Pathway*** (R14)			
Hosted IDPs projected to return to place of origin		65%	-
Hosted IDPs projected to integrate in current location		16%	-
Hosted IDPs projected to resettle elsewhere		1%	-
Adequate Shelter for Winter (R14)			
Estimated population who reported their housing inadequate for winter	IDP	9%	-
	Returnee	-	-
	Non-Displaced	4%	-
	Total	5%	-
Basic Needs Sufficiency (R14)			
Estimated population reporting current income (including savings) of the household as insufficient to cover basic needs (food, hygiene, medicine, rent, etc.)	IDP	47%	-
	Returnee	-	-
	Non-Displaced	39%	-
	Total	41%	-
Housing, Land & Property (HLP) (R14)			
Estimated population of individuals reporting their household to own a house / apartment that was damaged or destroyed by attacks / war after February 2022 (regardless of currently living there or not)	IDP	45%	-
	Returnee	-	-
	Non-Displaced	12%	-
	Total	20%	-

* Any dash (-) denotes results that are not shown due to a high margin of error (see methodology section for more details).

** IDPs previously displaced abroad returning to internal displacement can either have returned to their oblast of origin or to another oblast. They may therefore be part of both the above groups - IDPs displaced within the oblast and IDPs displaced from another oblast.

*** The share of IDPs not yet knowing whether they will return or integrate in their current location or another location in the long term remains high. As such, the results shown here will often not add up to 100%, and the missing proportion is reflective of those not yet knowing their plans.

Social Cohesion (R13)			
Estimated population reporting having faced discrimination or unfair treatment in their current location	IDP	28%	-*
	Returnee	2%	-
Estimated population reporting tensions between groups who received social assistance and those who did not	IDP	22%	-
	Returnee	34%	-
	Non-Displaced	16%	-
Employment and Income			
Estimated population of people unemployed and actively looking for a job (R13)	IDP	21%	-
	Returnee	2%	-
	Non-Displaced	4%	-
	Total	7%	-
Estimated population reporting their combined monthly household income per person as less than UAH 6,700 (minimum monthly wage as per the State Budget of Ukraine for 2023) (R13)	IDP	60%	-
	Returnee	64%	-
	Non-Displaced	66%	-
	Total	65%	-
Estimated population of households reporting having depleted their savings or not having had any savings (R14)	IDP	73%	-
	Returnee	-	-
	Non-Displaced	54%	-
	Total	58%	-
		UAH	
Median reported monthly household income per person in UAH (R13)	IDP	5,000	
	Returnee	5,000	
	Non-Displaced	5,000	
	Total	5,000	
			Top Coping Strategy Employed
Estimated population employing more than five (out of 12 assessed) coping strategies to cover basic household needs (R14)	IDP	20%	Switched to cheaper food and non-food items
	Returnee	-	-
	Non-Displaced	18%	Reduced usage of utilities (wood, coal, electricity, gas)
	Total	18%	Switched to cheaper food and non-food items

* Any dash (-) denotes results that are not shown due to a high margin of error (see methodology section for more details).

General Population Survey (GPS) Methodology

The International Organization for Migration (IOM) commissioned Multicultural Insights for data collection in GPS rounds 13 (R13) and 14 (R14). For both rounds, phone-based screening interviews were conducted with 20,000 individuals.

For round 13, in-depth follow-up interviews were conducted with 1,611 IDPs, 1,671 returnees, and 2,015 non-displaced individuals (June 2023). For round 14, follow-up interviews were conducted with 1,493 IDPs, 1,653 returnees, and 2,002 non-displaced individuals (September 2023). All interviews were conducted using a random-digit-dial (RDD) and computer-assisted telephone interviewing (CATI) approach. At a minimum, results presented in the profiles are representative at a confidence level of 90% and with a margin of error of 12.2%. Any results with a higher margin of error were excluded (denoted as ‘-’ above). Percentage results are rounded for ease of use. Population estimates,

rounded to the nearest 1,000, are based on the GPS results and UNFPA baseline data. All the results are calculated out of the total population stock for each population group respectively. While population group results are not always presented separately due to high margins of error, total population figures include all three groups: IDPs, returnees and non-displaced population.

The survey included all of Ukraine, excluding the Crimean Peninsula and the areas of Donetsk, Luhanska, Khersonska, and Zaporizka Oblasts under the temporary military control of the Russian Federation where phone coverage by Ukrainian operators is not available. All interviews were anonymous, and respondents were asked for consent before starting the interview. The teams consisted of male and female interviewers, and the interviews were conducted in Ukrainian and Russian, with language selection based on the preference of each respondent.

INTRODUCTION

The oblast profiles draw from data in the IOM General Population Survey (GPS) rounds 13 and 14, emphasising population demographics & displacement, durable solutions, shelter adequacy, basic needs,

employment & income, and social cohesion. These granular insights, categorised by population group at the oblast level, aim to inform strategic, programmatic, and operational decision-making.

Figure 1: Sex and age pyramid for the IDP population assessed

Female (-%)	Age	Male (-%)
-*	60+	-
-	18-59	-
-	0-17	-

Figure 2: Sex and age pyramid for the returnee population assessed

Female (55%)	Age	Male (45%)
	60+	
	18-59	
	0-17	

Figure 3: Sex and age pyramid for the non-displaced population assessed

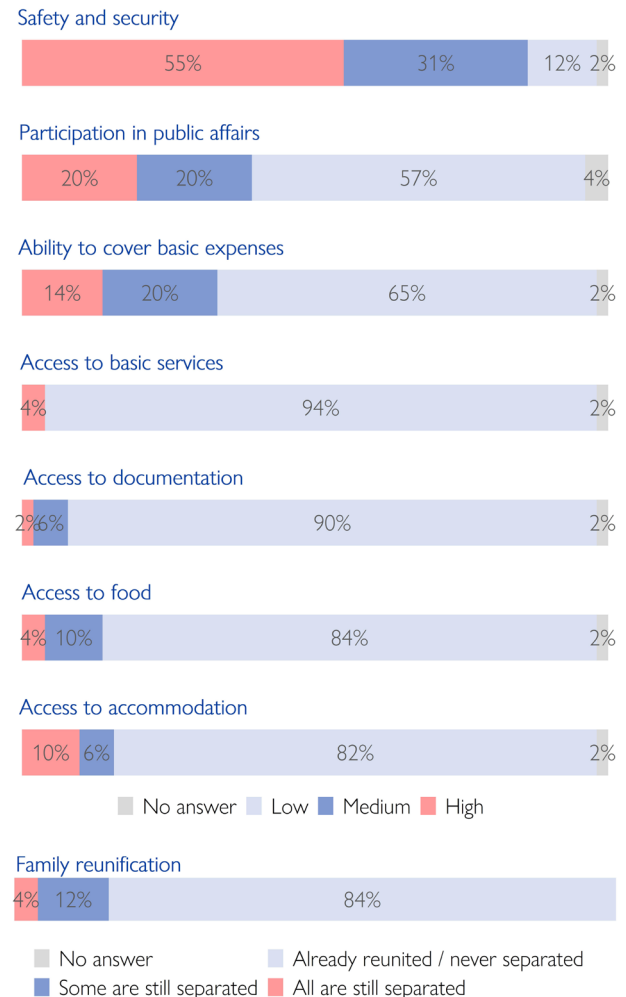
Female (53%)	Age	Male (47%)
	60+	
	18-59	
	0-17	

* Any dash (-) denotes results that are not shown due to a high margin of error (see methodology section for more details).

DEFINITIONS

Population Types	
De facto IDPs	People who have been forced to flee or to leave their homes or who are staying outside their habitual residence due to the full-scale invasion in February 2022, regardless of whether they hold registered IDP status.
Returnees	People who have returned to their habitual residence after a significant period of displacement (minimum of two weeks since February 2022), whether from abroad or from internal displacement within Ukraine.
Non-displaced population	People residing in their habitual residence who have not left it due to the ongoing war for a period of two weeks or more, as well as people who are temporarily outside their place of habitual residence for reasons not in connection with the ongoing full-scale war.
Durable Solutions Pathways	
Projected return stock	IDPs who remain in displacement with the intention to seek return as a durable solution – an estimate of potential future number of IDPs on the return pathway.
Local integration stock	IDPs who are seeking integration as a durable solution to their displacement in their current location, and thus are already on a pathway to a solution to their displacement.
Projected resettlement stock	IDPs who remain in displacement with the intention to seek resettlement to another location as a durable solution – an estimate of potential future number of IDPs on the resettlement pathway.

IASC CRITERIA (Returnees only) (R14)



Population Statistics (R14)			
Estimated population presence	Hosted IDP	7%	72,000
	Returnee	13%	145,000
	Non-Displaced	80%	858,000
Displacement and Return (R14)			
Hosted IDPs displaced from within the oblast		-**	-
Hosted IDPs displaced from another oblast in Ukraine		-	-
Hosted IDPs previously displaced abroad returning to internal displacement*		-	-
Returnees who returned from another location within the oblast		37%	54,000
Returnees who returned from another oblast in Ukraine		31%	45,000
Returnees who returned from previous displacement abroad		31%	45,000
Short term Mobility Intentions (R14)			
Estimated population planning to relocate within 1 month	IDP	-	-
	Returnee	4%	6,000
	Non-Displaced	0%	0
	Total	1%	9,000
Estimated population planning to relocate between 1-3 months	IDP	-	-
	Returnee	0%	0
	Non-Displaced	0%	0
	Total	<1%	3,000
Durable Solutions Pathway*** (R14)			
Hosted IDPs projected to return to place of origin		-	-
Hosted IDPs projected to integrate in current location		-	-
Hosted IDPs projected to resettle elsewhere		-	-
Adequate Shelter for Winter (R14)			
Estimated population who reported their housing inadequate for winter	IDP	-	-
	Returnee	14%	20,000
	Non-Displaced	6%	50,000
	Total	7%	74,000
Basic Needs Sufficiency (R14)			
Estimated population reporting current income (including savings) of the household as insufficient to cover basic needs (food, hygiene, medicine, rent, etc.)	IDP	-	-
	Returnee	37%	54,000
	Non-Displaced	30%	261,000
	Total	32%	343,000
Housing, Land & Property (HLP) (R14)			
Estimated population of individuals reporting their household to own a house / apartment that was damaged or destroyed by attacks / war after February 2022 (regardless of currently living there or not)	IDP	-	-
	Returnee	22%	31,000
	Non-Displaced	4%	37,000
	Total	10%	103,000

* IDPs previously displaced abroad returning to internal displacement can either have returned to their oblast of origin or to another oblast. They may therefore be part of both the above groups - IDPs displaced within the oblast and IDPs displaced from another oblast.

** Any dash (-) denotes results that are not shown due to a high margin of error (see methodology section for more details).

*** The share of IDPs not yet knowing whether they will return or integrate in their current location or another location in the long term remains high. As such, the results shown here will often not add up to 100%, and the missing proportion is reflective of those not yet knowing their plans.

Social Cohesion (R13)			
Estimated population reporting having faced discrimination or unfair treatment in their current location	IDP	-*	-
	Returnee	7%	11,000
Estimated population reporting tensions between groups who received social assistance and those who did not	IDP	-	-
	Returnee	34%	50,000
	Non-Displaced	10%	87,000
Employment and Income			
Estimated population of people unemployed and actively looking for a job (R13)	IDP	-	-
	Returnee	3%	4,000
	Non-Displaced	3%	25,000
	Total	4%	43,000
Estimated population reporting their combined monthly household income per person as less than UAH 6,700 (minimum monthly wage as per the State Budget of Ukraine for 2023) (R13)	IDP	-	-
	Returnee	66%	95,000
	Non-Displaced	59%	510,000
	Total	61%	658,000
Estimated population of households reporting having depleted their savings or not having had any savings (R14)	IDP	-	-
	Returnee	59%	85,000
	Non-Displaced	65%	560,000
	Total	65%	693,000
			UAH
Median reported monthly household income per person in UAH (R13)	IDP	-	
	Returnee	3,750	
	Non-Displaced	3,750	
	Total	3,775	
			Top Coping Strategy Employed
Estimated population employing more than five (out of 12 assessed) coping strategies to cover basic household needs (R14)	IDP	-	-
	Returnee	31%	Spent savings
	Non-Displaced	10%	Switched to cheaper food and non-food items
	Total	14%	Switched to cheaper food and non-food items

* Any dash (-) denotes results that are not shown due to a high margin of error (see methodology section for more details).

General Population Survey (GPS) Methodology

The International Organization for Migration (IOM) commissioned Multicultural Insights for data collection in GPS rounds 13 (R13) and 14 (R14). For both rounds, phone-based screening interviews were conducted with 20,000 individuals.

For round 13, in-depth follow-up interviews were conducted with 1,611 IDPs, 1,671 returnees, and 2,015 non-displaced individuals (June 2023). For round 14, follow-up interviews were conducted with 1,493 IDPs, 1,653 returnees, and 2,002 non-displaced individuals (September 2023). All interviews were conducted using a random-digit-dial (RDD) and computer-assisted telephone interviewing (CATI) approach. At a minimum, results presented in the profiles are representative at a confidence level of 90% and with a margin of error of 12.2%. Any results with a higher margin of error were excluded (denoted as '-' above). Percentage results are rounded for ease of use. Population estimates,

rounded to the nearest 1,000, are based on the GPS results and UNFPA baseline data. All the results are calculated out of the total population stock for each population group respectively. While population group results are not always presented separately due to high margins of error, total population figures include all three groups: IDPs, returnees and non-displaced population.

The survey included all of Ukraine, excluding the Crimean Peninsula and the areas of Donetsk, Luhanska, Khersonska, and Zaporizka Oblasts under the temporary military control of the Russian Federation where phone coverage by Ukrainian operators is not available. All interviews were anonymous, and respondents were asked for consent before starting the interview. The teams consisted of male and female interviewers, and the interviews were conducted in Ukrainian and Russian, with language selection based on the preference of each respondent.



IOM UKRAINE