



DISPLACEMENT TRACKING MATRIX

MOSUL CORRIDOR EMERGENCY DISPLACEMENT ANALYSIS TRACKING

The Emergency Tracking (ET) system tool is aimed at tracking sudden population displacements or return movements triggered by specific crises. The ET figures are not cumulative, rather they provide a snapshot of the population currently displaced on the indicated date. This dashboard merges three ET datasets: **1) Salah al-Din and Ninewa ET** covers the displacement caused by the military operations in Shirqat and Baiji districts (Salah al-Din governorate), and Qayara sub-district (Ninewa governorate) since mid-June 2016; **2) Hawija ET** covers the displacement due to the clashes in Hawija district (Kirkuk governorate) since August 2016; **3) Mosul Operations ET** covers the displacement caused by military operations since 17 October 2016. The dashboard includes also the displacement caused by the military operations in **Makhmur district** at the end of March 2016.

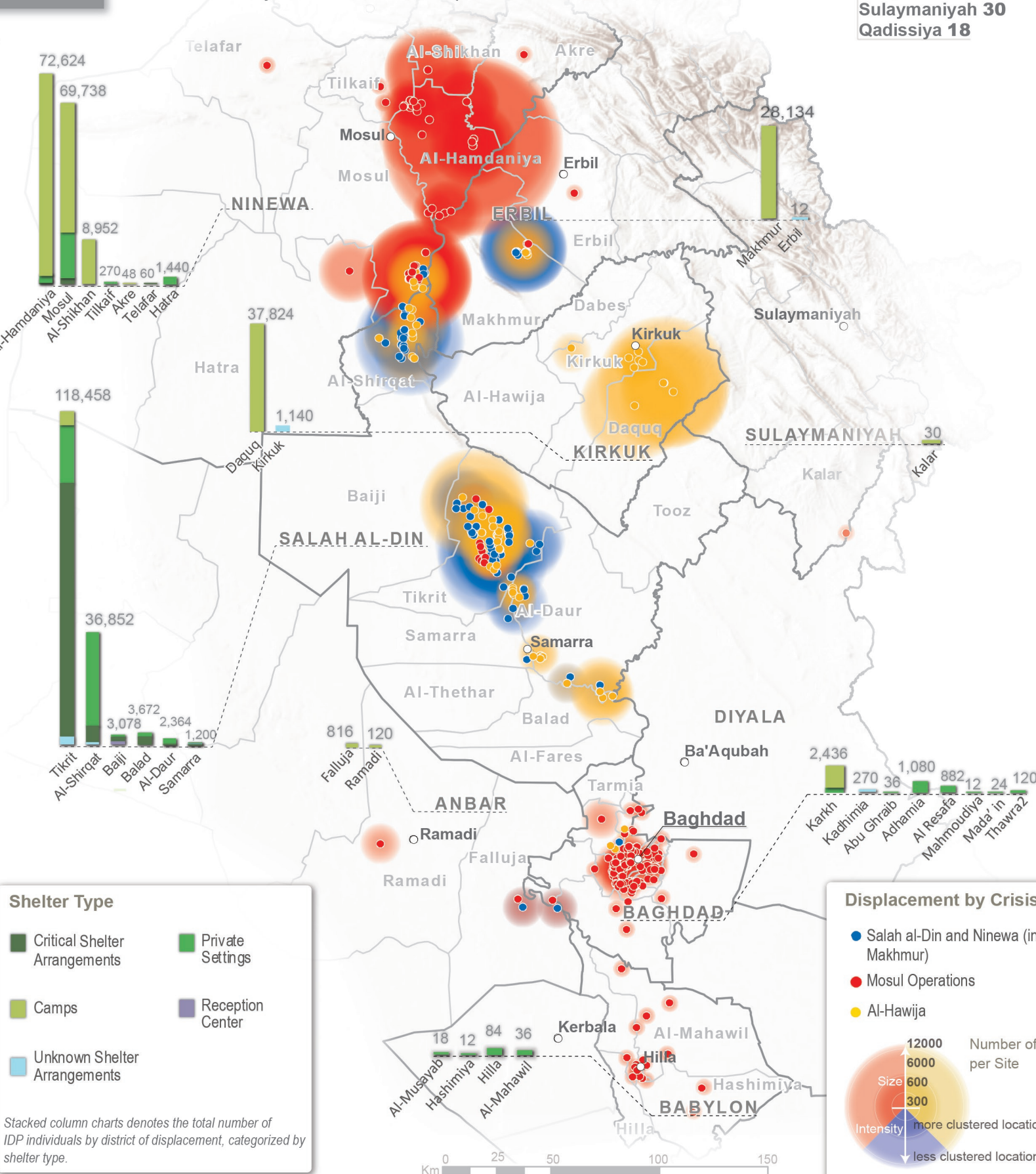
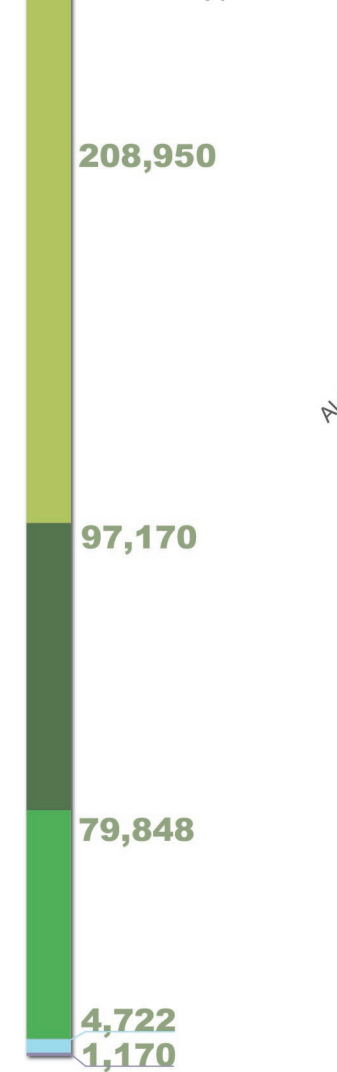
as of 07 FEB 2017

65,310 IDP Families
391,860 Individuals¹

Salah al-Din 165,624 **Ninewa 153,132** **Kirkuk 38,964** **Erbil 28,146** **Baghdad 4,860**
IDP Individuals by Governorate of Displacement

154,932 IDP individuals by District of Origin - Salah al-Din and Ninewa*

IDP Individuals by Shelter Type



Shelter Type

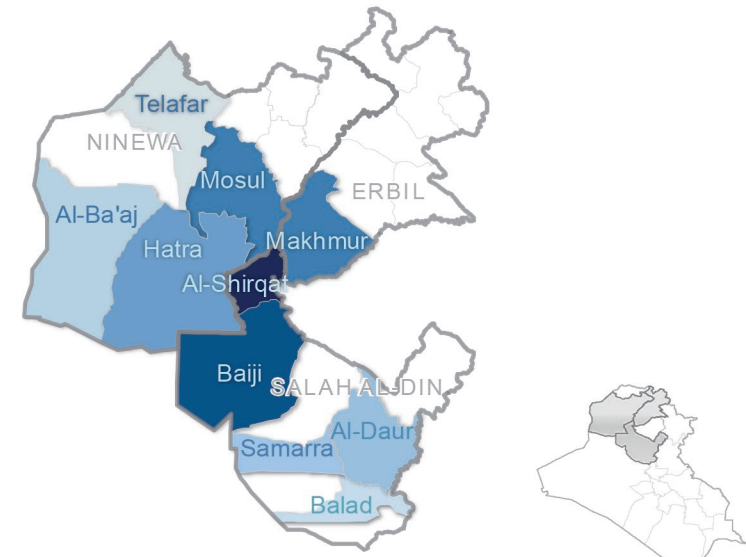
- Critical Shelter Arrangements
- Camps
- Unknown Shelter Arrangements
- Private Settings
- Reception Center

Stacked column charts denotes the total number of IDP individuals by district of displacement, categorized by shelter type.

Displacement by Crisis

- Salah al-Din and Ninewa (including Makhmur)
- Mosul Operations
- Al-Hawija

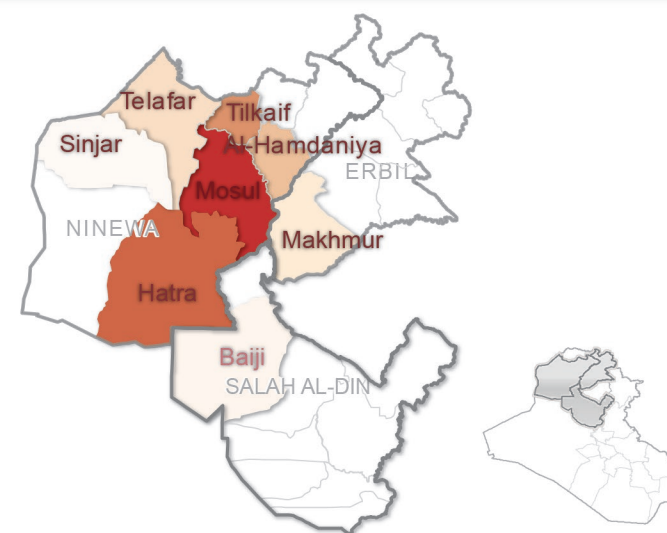
216	Telafar
240	Balad
240	Al-Ba'aj
414	Samarra
1,488	Al-Daur
1,884	Hatra
13,398	Mosul
13,458	Makhmur
31,080	Baiji
92,514	Al-Shirqat



*Including Makhmur IDPs

153,714 IDP individuals by District of Origin - Mosul Operations

18	Sinjar
120	Baiji
318	Makhmur
1,206	Telafar
2,850	Al-Hamdaniya
12,426	Tilkaif
17,406	Hatra
119,370	Mosul



83,214 IDP individuals by District of Origin - Al-Hawija



¹Figures for number of individual IDPs have been calculated by multiplying the number of families by 6, the average size of an Iraqi family.