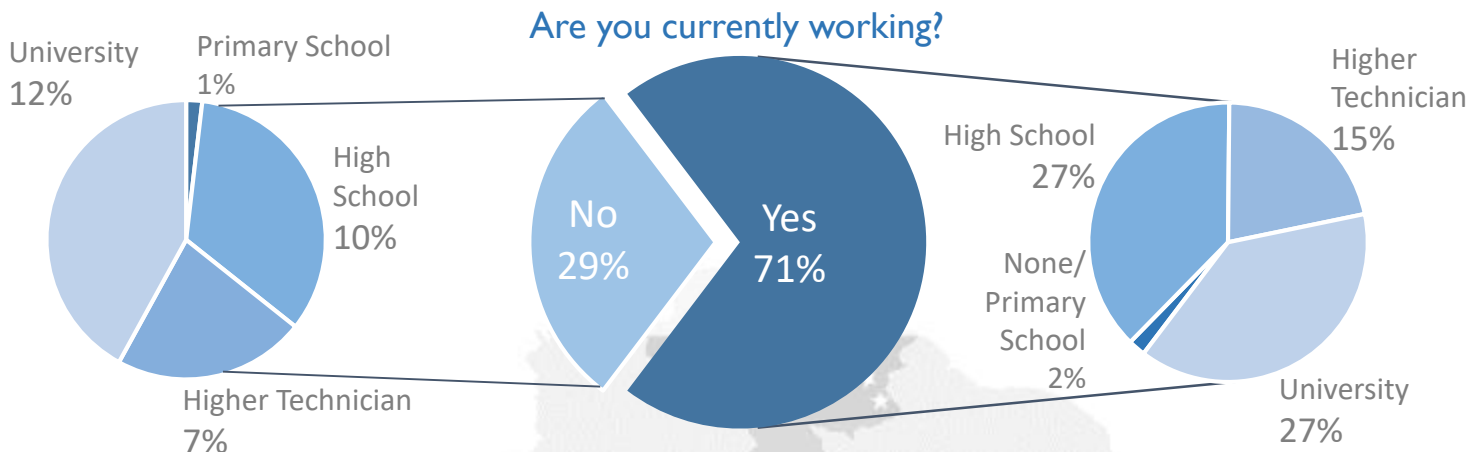



EMPLOYMENT SITUATION AND PUBLIC SERVICE

EMPLOYMENT SITUATION AND STUDY LEVELS

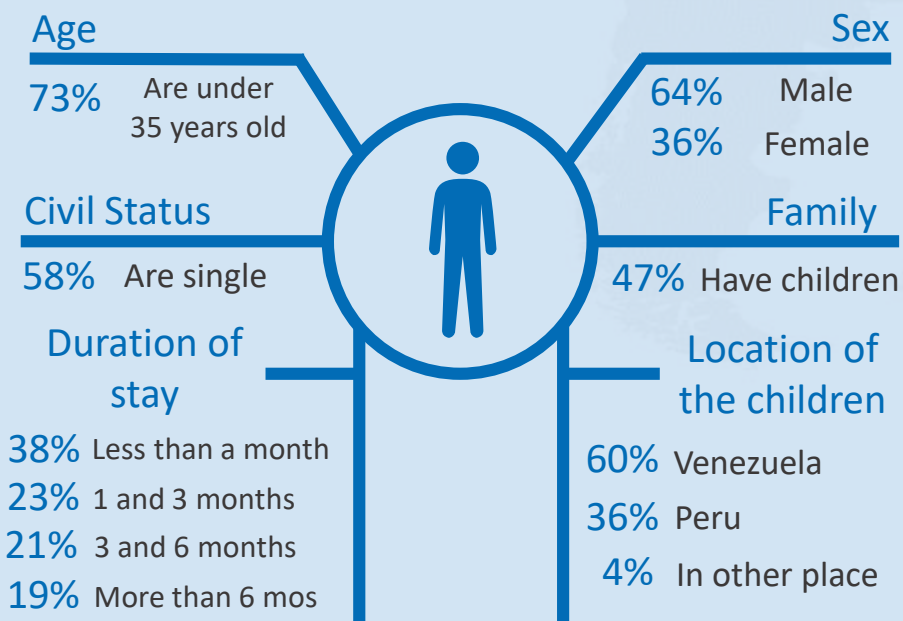


Only **9%** of the surveyed and employed individuals have signed an employment contract or can provide a proof of employment/work

MAIN OCCUPATIONS AND LEVELS OF EDUCATION



PROFILE OF THE SURVEYED



DATA SHEET

- Surveyed:** 919 Venezuelan migrants older than 18 years.
Place of the survey: Points of influx of Venezuelans in Lima.
1. NGO Unión de venezolanos en el Perú
 2. National Superintendence of Migrations
 3. Commercial places (Emporio Gamarra, Mercado Central de Lima, Centro Comercial Plaza Norte y Mercado Fevancel).
 4. Ministry of Foreign Affairs – Special Commission for Refugees.

ATTENTION IN PUBLIC SERVICES

HEALTH

14% of Venezuelan migrants have used a public health service

Trust level



EDUCATION

Only **6%** have used a public education service

Trust level

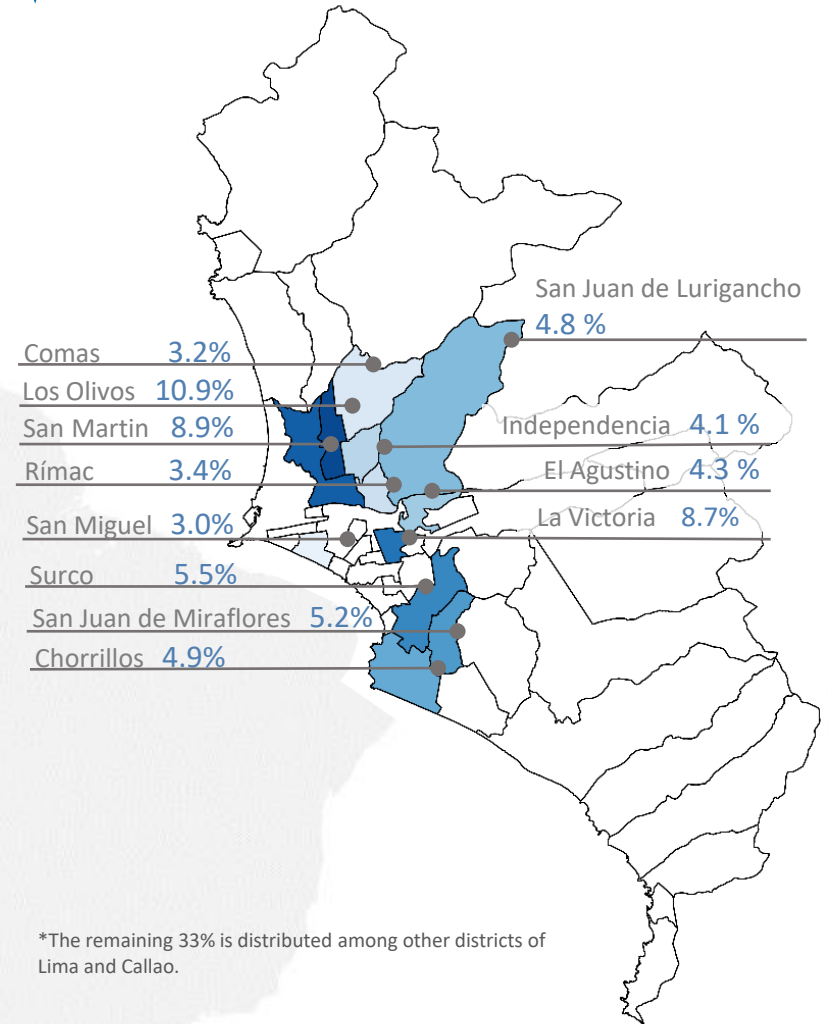


LIVING CONDITIONS IN LIMA AND CALLAO

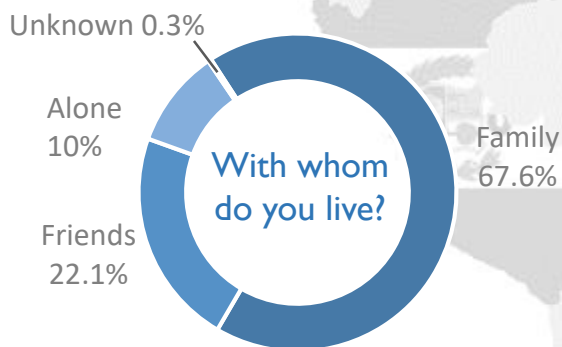
DOCUMENTATION ACCORDING TO TIME OF PERMANENCE

	Less than 3 months	Between 3 and 6 months	More than 6 months
Temporary permission of permanence	1%	37%	65%
Refugee / asylum seeker	22%	13%	4%
Tourism	68%	42%	13%
Others	8%	8%	18%

DISTRICT OF RESIDENCE*



LIVING PLACE



7% share a room with more than 4 persons

95% is paying a housing rent

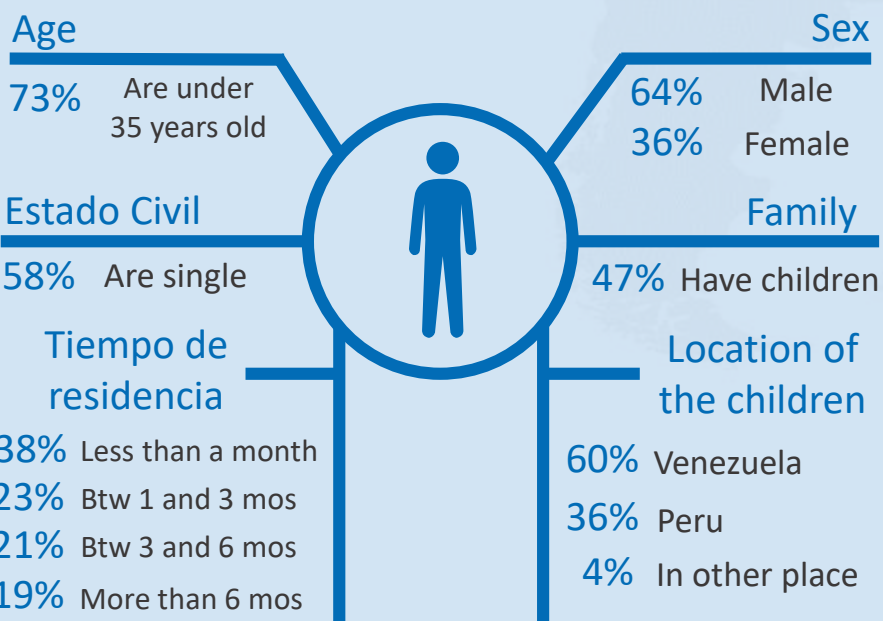
ECONOMY

88% of surveyed don't have an account in any financial institution in Peru.

SENDING REMITTANCES TO VENEZUELA

Transfer in Banks and/or shipping agencies in Venezuela	29.8%
Sending money through independent people offering the service	26.2%
Transfer in Banks and/or agencies of remittances sending to countries bordering Venezuela	2.6%
Don't send remittances	41.3%

PROFILE OF THE SURVEYED



DATA SHEET

- Surveyed:** 919 Venezuelan migrants older than 18 years.
Place of the survey: Points of affluence of Venezuelans in Lima.
1. NGO Unión de venezolanos en el Perú
 2. National Superintendence of Migrations
 3. Commercial places (Emporio Gamarra, Mercado Central de Lima, Centro Comercial Plaza Norte y Mercado Fevancel).
 4. Ministry of Foreign Affairs – Special Commission for Refugees.

MIGRATION ROUTE

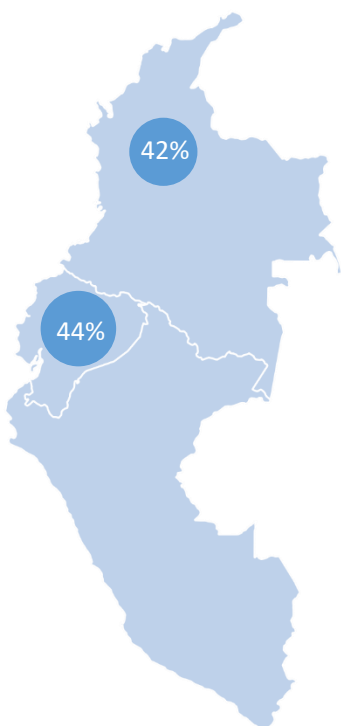


36 % have internally moved before leaving Venezuela



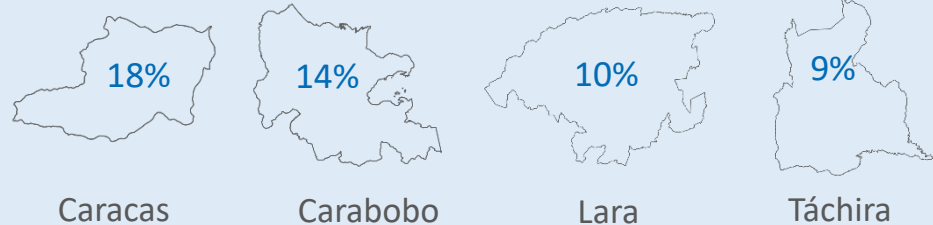
CITY OF PERMANENCE

Among migrants, **14.5%** have stayed in another city before arriving in Lima.



50% of the surveyed stayed on the city of Quito (29%) or Bogotá (21%).

MAIN STATES OF VENEZUELA WHERE THEY YOU STARTED YOUR TRIP



THE REASON TO STAY IN THIS CITY

Job opportunity	47.0%
Family reunification	18.2%
Invitation from friends of the city	10.6%
Initial destination	7.6%
Others	16.7%



REASONS TO LEAVE THE CITY

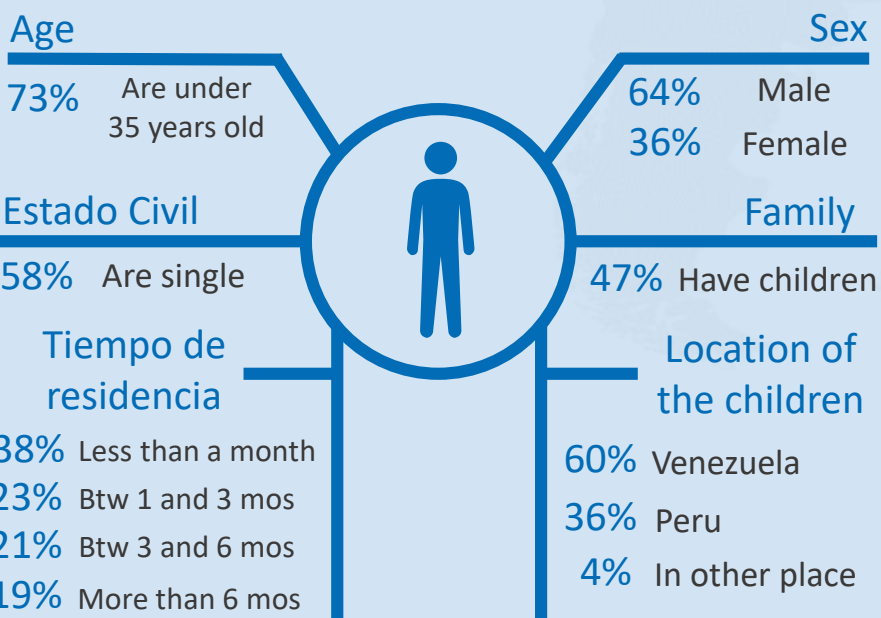
Lack of job	42.0%
Economic reasons	16.8%
I solved my problems in the city	10.7%
Transit city	9.9%
Discrimination	8.4%
Others	12.2%



TIME OF PERMANENCE IN THIS CITY

Less than 1 month	39%	Between 3 and 6 mos	16%
Between 1 and 3 mos	27%	More than 6 months	18%

PROFILE OF THE SURVEYED

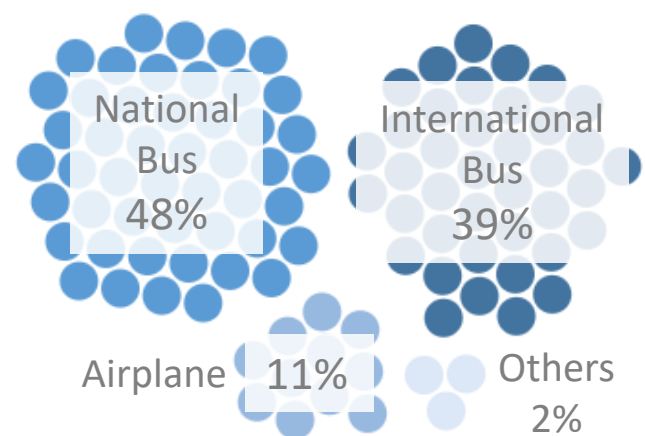


DATA SHEET

- Surveyed:** 919 Venezuelan migrants older than 18 years.
Place of the survey: Points of affluence of Venezuelans in Lima.
1. NGO Unión de venezolanos en el Perú
 2. National Superintendence of Migrations
 3. Commercial places (Emporio Gamarra, Mercado Central de Lima, Centro Comercial Plaza Norte y Mercado Fevancel).
 4. Ministry of Foreign Affairs – Special Commission for Refugees.



TRANSPORTATION



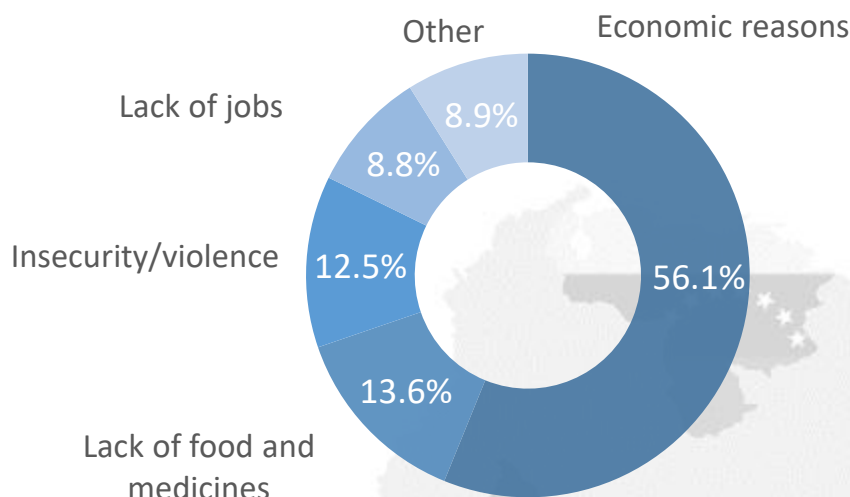
MAIN REASONS TO CHOOSE PERU

1. Economic reasons
2. Job opportunity
3. Ease of procedures for documentation
4. Family reunification

PROTECTION RISKS

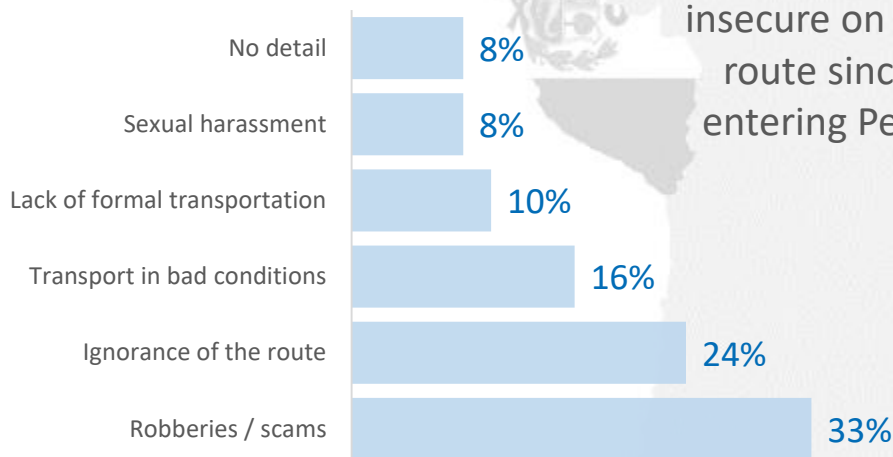


REASONS TO LEAVE VENEZUELA



SECURITY ON THE ROUTE

5.3 % have felt insecure on the route since entering Perú



FAMILY REUNIFICATION

El **87%** de los encuestados no tiene a toda su familia directa en Lima.

92% would like to bring their direct family to Lima

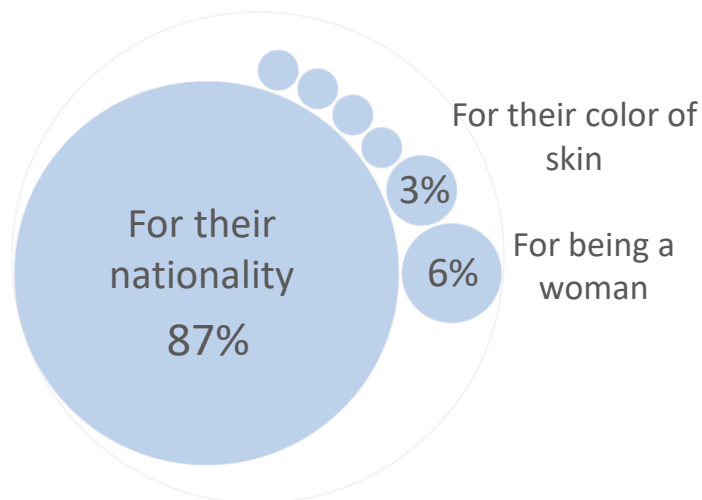
79% say their relatives have intentions to come Lima



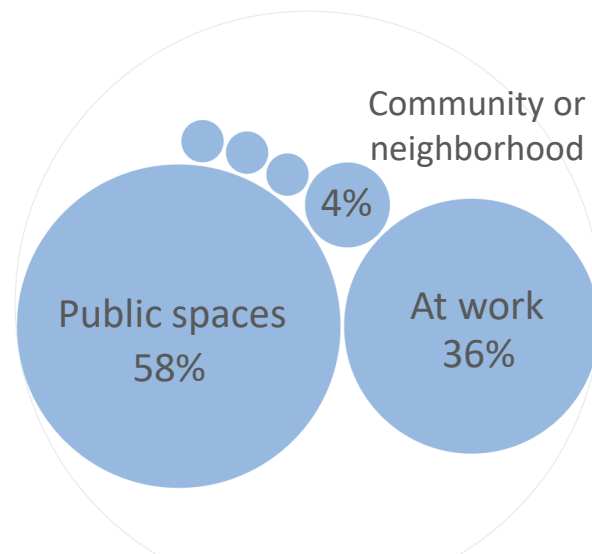
DISCRIMINATION

24.4 % of the surveyed have left discriminated

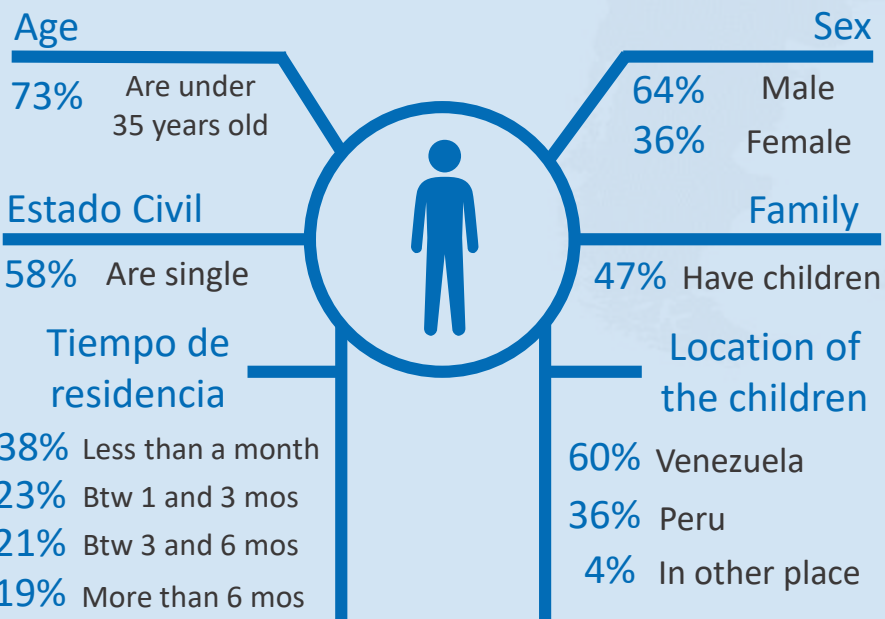
Types of discrimination



Place of discrimination



PROFILE OF THE SURVEYED



DATA SHEET

- Surveyed:** 919 Venezuelan migrants older than 18 years.
Place of the survey: Points of affluence of Venezuelans in Lima.
1. NGO Unión de venezolanos en el Perú
 2. National Superintendence of Migrations
 3. Commercial places (Emporio Gamarra, Mercado Central de Lima, Centro Comercial Plaza Norte y Mercado Fevacel).
 4. Ministry of Foreign Affairs – Special Commission for Refugees.