

Population overview (October 2023): 99,519 individuals.

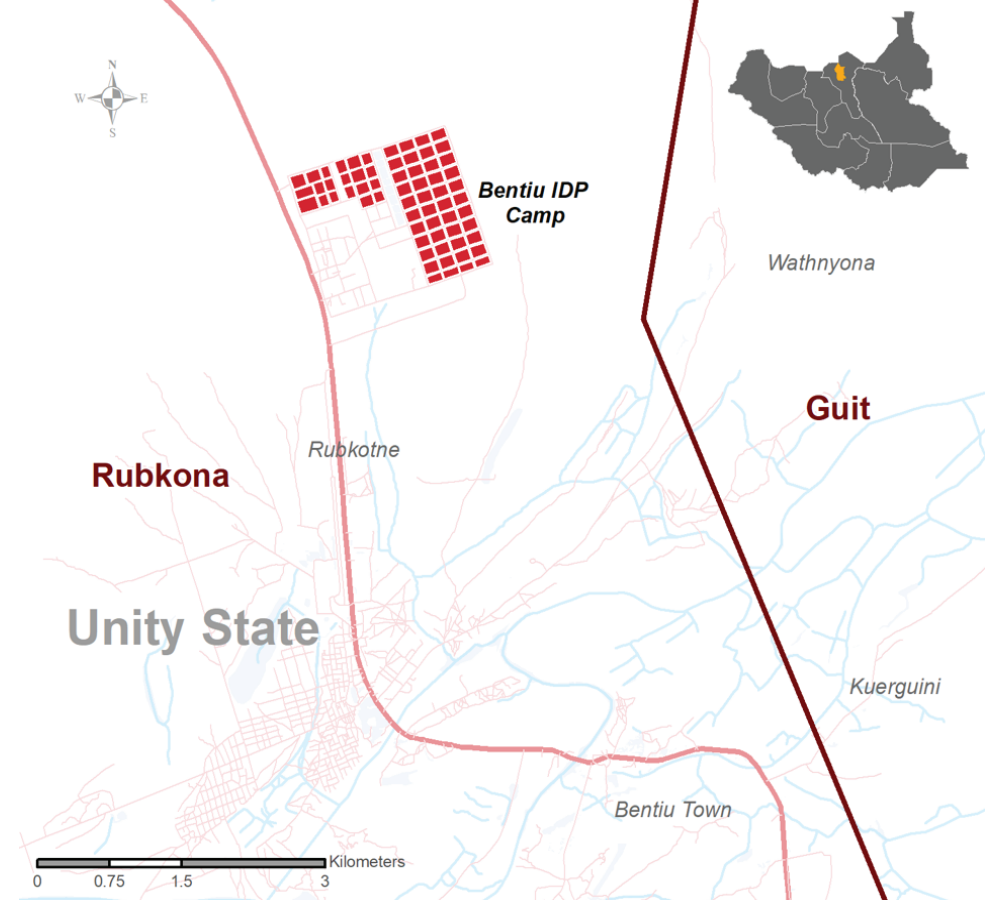
As of September 2023, 137,860 individuals (31,071 households) were biometrically registered as active beneficiaries in the site, representing an increase of two per cent of individuals since January following the latest biometric registration maintenance in Bentiu IDP Camp.

Recognizing that there have been significant population changes since the last overall biometric registration / verification, IOM DTM conducts regular population counts to monitor population dynamics and displacement trends. This exercise shows that the actual number of persons currently living at Bentiu IDP camp remains lower than the registered total.

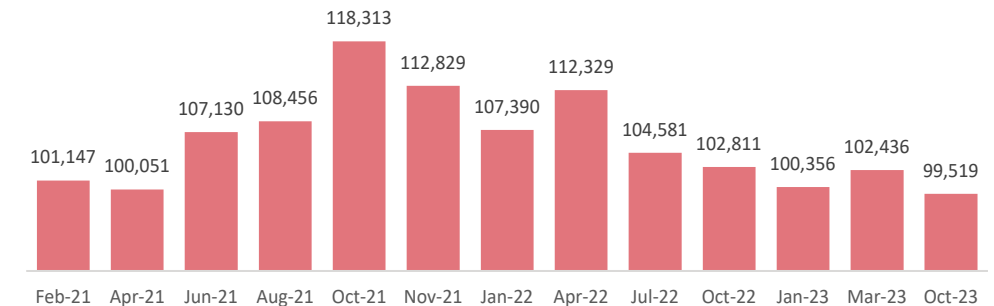
As per October 2023 population count findings, the Bentiu IDP camp population stands at 99,519 individuals (15,891 households) in 11,905 inhabited shelters (an average of 8 individuals per shelter). This represents three per cent decrease compared to March 2023.

Between 1 and 30 September 2023, Displacement Site Flow Monitoring (DSFM) at points of entry in Bentiu IDP Camp recorded 2,293 interviews representing 10,332 individuals moving into and out of Bentiu IDP Camp among which, women and girls (63%) account for the most recorded travelers. Temporary movements (54%) were the most recorded movement category, followed by day movements (39%), and permanent exits (6%). The top five drivers of movements as of this reporting period include visiting friends or family (21%), attempting to return home (16%), farming or fishing (9%) other livelihood activities (8%) and others moved to check on or repair their property. Of individuals who permanently exited Bentiu IDP Camp, 99 per cent moved to locations within Unity State.

The main counties of destination of those who exited the camp include Guit (40%), Rubkona (32%), Koch (13%), Leer (6%), Mayendit (5%) and Mayom (3%). Travelers cited looking for livelihood or work opportunities (33%), to join family (32%), and irregular or insufficient food rations (13%) as the main reasons for permanently exiting the camp. Of the recorded new arrivals, 86 per cent departed from Sudan. The main departure locations are Khartoum (44%), Um Rawaba (12%), and Kaduguli (12%).



Monthly population trends at Bentiu IDP Camp, February 2021 - October 2023*



*In February, March, May, June, August, September, November, December 2022, February 2023, and April 2023 - September 2023 IOM was unable to conduct population counts.

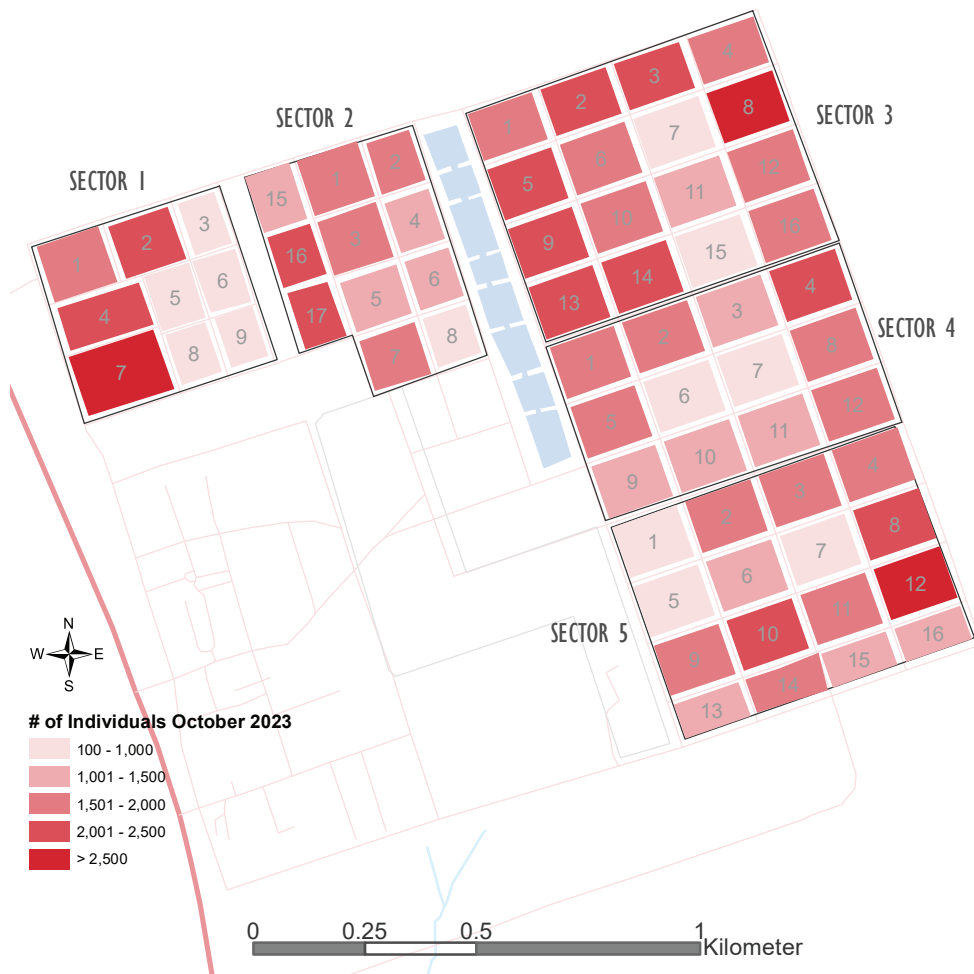


Population in Bentiu IDP Camp (October 2023): 99,519 ind.

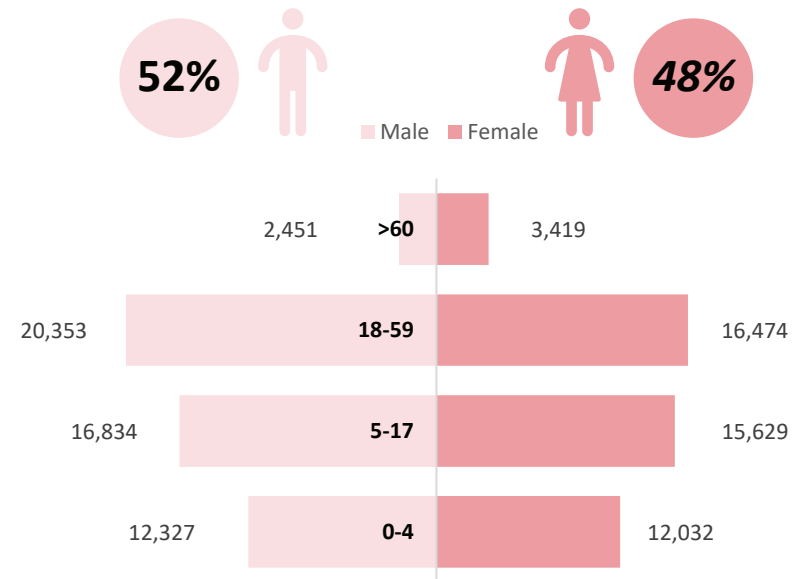
SECTOR 3 28,170	SECTOR 5 23,951	SECTOR 2 17,571	SECTOR 4 17,036	SECTOR 1 12,791
---------------------------	---------------------------	---------------------------	---------------------------	---------------------------

The most populous sectors were Sector 3 hosting 28 per cent of the overall population, followed by Sector 5 (24%), Sector 2 (18%), Sector 4 (17%), and Sector 1 (13%).

The blocks with the largest populations were recorded across the following sectors: Sector 1 Block 7 (2,742 individuals), Sector 3 Block 8 (2,687 individuals), Sector 5 Block 12 (2,525 individuals), Sector 2 Block 16 (2,257 individuals) and Sector 1 Block 4 (2,195 individuals).



Bentiu IDP Camp, Population by age and sex (October 2023)



For further information, contact southsudandtm@iom.int & visit <https://displacement.iom.int/south-sudan>.