



Young, conflict-induced IDPs from Herat, now living in Chakhansur, Nimroz. © IOM 2017

ABOUT DTM

The Displacement Tracking Matrix (DTM) is a system that tracks and monitors displacement and population mobility. It is designed to regularly and systematically capture, process and disseminate information to provide a better understanding of the movements and evolving needs of displaced populations, whether on site or en route. For more information about the DTM, please visit www.displacement.iom.int/afghanistan.

In Afghanistan, DTM employs the Baseline Mobility Assessment tool, designed to track mobility, determine the population sizes and locations of forcibly displaced people, reasons for displacement, places of origin, displacement locations and times of displacement, including basic demographics, as well as vulnerabilities and priority needs. Data is collected at the settlement level, through key informant interviews, focus group discussions, and direct observations.

This provincial report summarises the DTM findings in Nimroz. The data has been collected throughout 5 districts and 248 settlements in Nimroz. This provincial report is supplementary to its nationwide counterpart, please see: Baseline Mobility Assessment Summary Results (November – December 2017).

DTM enables IOM and its partners to deliver evidence-based, better targeted, mobility-sensitive and sustainable humanitarian assistance, reintegration, community stabilization and development programming.

5 TARGET POPULATIONS

Through the Baseline Mobility Assessments, DTM tracks the locations, population sizes, and cross-sectoral needs of the five core target population categories:

1. Returnees from Abroad
2. Out-Migrants
Internally Displaced Persons (IDPs), subdivided into the following three categories:
3. Arrival IDPs
4. Returnee IDPs
5. Fled IDPs

Data on population sizes for the 5 target population categories is collected by time of displacement, using each of the following time frames: 2012-2015 • 2016 • 2017.

HIGHLIGHTS



5 districts assessed

248 settlements assessed

in Chakhansur, Charburjak, Kang, Khashrod and Zaranj



1,461

key informants interviewed



30,045

returnees from abroad [2012–2017]



46,935

IDPs [2012–2017] currently in host communities



9,958

former IDPs [2012–2017] have returned to their homes



15,845

out-migrants fled abroad [2012–2017]



80

out-migrants fled to Europe (1% of out-migrants)



1,071

returnees and IDPs live in tents or in the open air (1% of total returnees and IDPs)



1 in 3

persons from the province of Nimroz is either an IDP or Returnee



2 in 5

persons from Khashrod and Zaranj settlements is either an IDP or a Returnee



1 in 3

persons living in Khashrod is an IDP



1 in 4

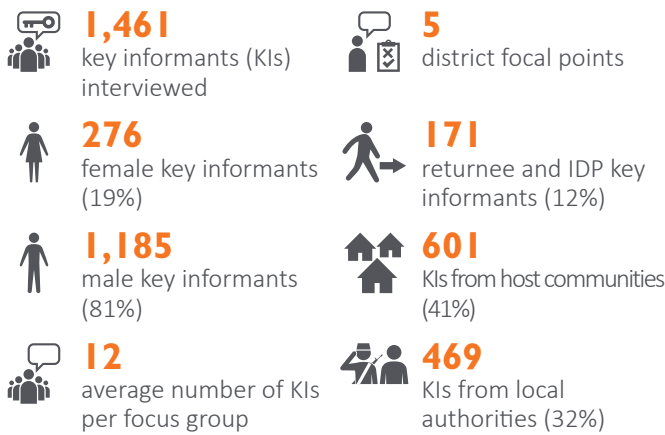
persons from Zaranj is an arrival IDP, while 1 in 4 persons from Khashrod has fled their home as an IDP



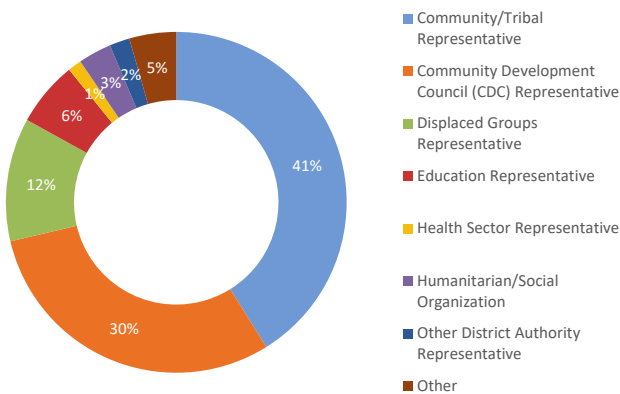
KEY INFORMANTS

DTM's field enumerators, District Focal Points (DFPs), collect data at the settlement level, predominantly through focus group discussions with key informants. The average size of focus groups is five key informants per group. In the rare case that DTM's District Focal Points cannot physically reach a community, due to insecurity, conflict, or risk of retaliation by anti-government elements, DFPs meet the focus groups at a safe place outside their communities or conduct the assessments by phone.

Significant highlights regarding the overall composition of Key Informant Focus Groups include the following:




Key Informants by Type | Nimroz



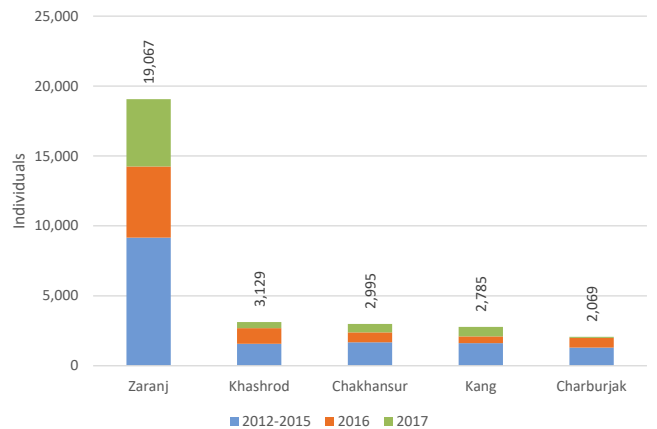
RETURNEES

Returnees are Afghan nationals who have returned to Afghanistan in the assessed location after having spent at least six months abroad. This group includes both documented returnees (Afghans who were registered refugees in host countries and then requested voluntary return with UNHCR and relevant national authorities) and undocumented returnees (Afghans who did not request voluntary return with UNHCR, but rather returned spontaneously from host countries, irrespective of whether or not they were registered refugees with UNHCR and relevant national authorities).

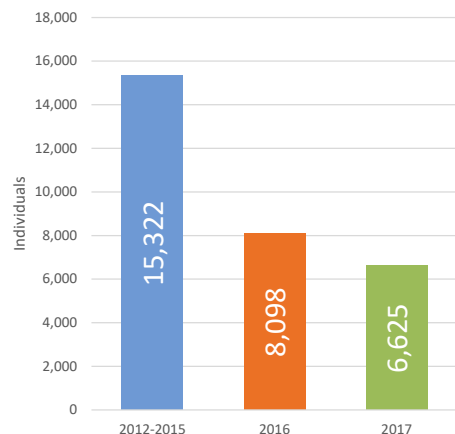
The number of returnees from abroad to Nimroz has been steadily decreasing. From the period between 2012 and 2015 to the period of 2016, the number of returnees decreased by 47%, followed by a modest 18% decrease in returnees in 2017.



Returnees from Abroad by District | Nimroz



Returnees from Abroad | Annual Trends | Nimroz



Gender inclusion is extremely challenging in male-dominated Afghanistan. However, great strides are being made as DTM hires more women. Nimroz leads the way, where 19% of focus group participants are women, mainly thanks to our female DFP, pictured here. © IOM 2017

IDPs

Arrival IDPs (IDPs) are Afghans who have fled from other settlements in Afghanistan and have arrived and presently reside at the assessed location / host community, as a result of, or in order to avoid, the effects of armed conflict, generalized violence, human rights violations, protection concerns, or natural and human-made disasters.

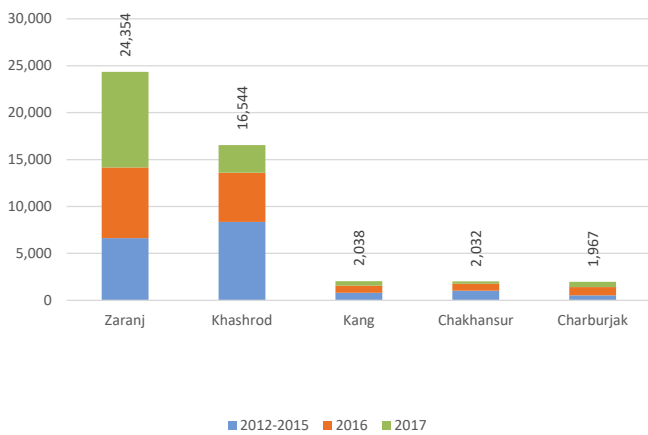
46,935
IDPs

15%
IDPs relocate within their home province

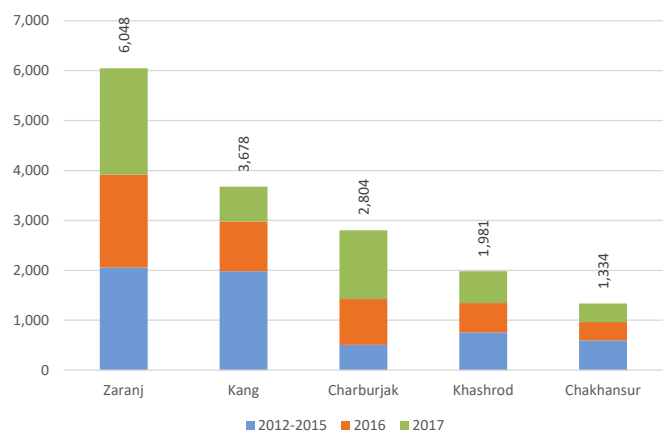
96%
displaced due to conflict

4%
displaced by natural disaster

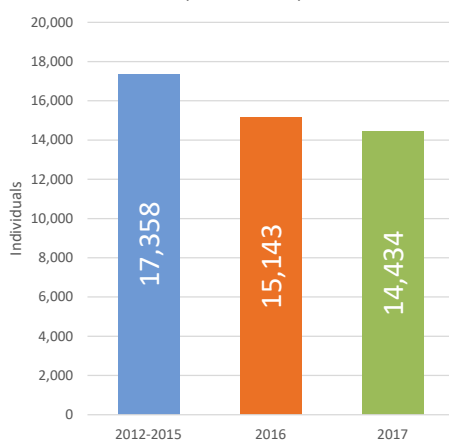
Arrival IDPs by District | Nimroz



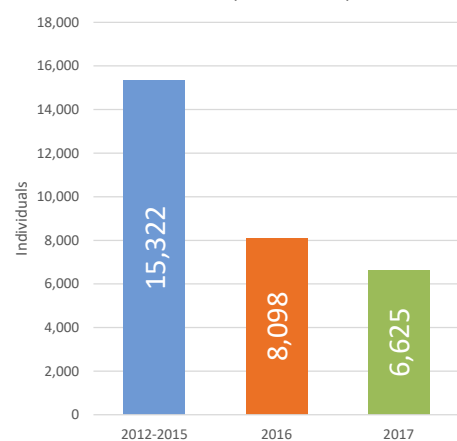
Out-Migrants by District | Nimroz



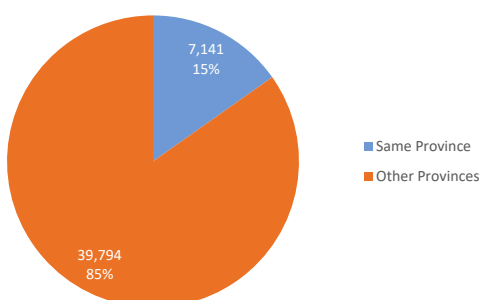
Arrival IDPs | Annual Trends | Nimroz



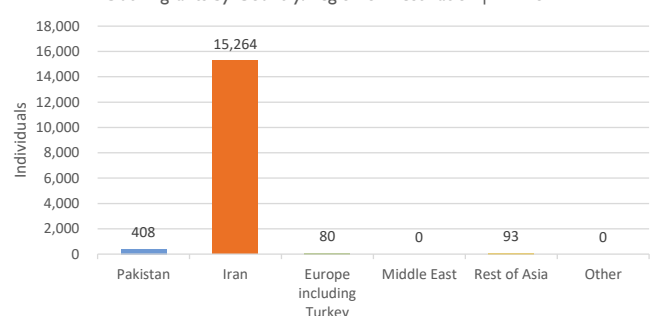
Returnees from Abroad | Annual Trends | Nimroz



Arrival IDPs by Province of Origin | Nimroz



Out-Migrants by Country/Region of Destination | Nimroz



OUT-MIGRANTS

Out-Migrants are Afghans who have moved or fled abroad from the assessed location, whatever the cause, reason or duration of expatriation. This category includes refugees, displaced and uprooted people, and economic migrants who have left Afghanistan.

15,845
fled abroad

80
fled to Europe (1%)

15,264
fled to Iran (96%)

408
fled to Pakistan (3%)

Displaced Individuals in all 5 Target Populations | Summary Overview by District

District	*Base Population	Total Inflow (Returnees + Arrival IDPs)	% of Pop.	Returnees	% of Pop.	Returnee IDPs	% of Pop.	Arrival IDPs	% of Pop.	Fled IDPs	% of Pop.	Out Migrants	% of Pop.
Chakhansur	24,638	5,027	17%	2,995	10%	2,184	9%	2,032	7%	1,106	4%	1,334	5%
Charburjak	27,444	4,036	13%	2,069	7%	1,543	6%	1,967	6%	560	2%	2,804	10%
Kang	23,297	4,823	17%	2,785	10%	923	4%	2,038	7%	1,381	6%	3,678	16%
Khashrod	26,346	19,673	43%	3,129	7%	2,219	8%	16,544	36%	7,036	27%	1,981	8%
Zaranj	59,308	43,421	42%	19,067	19%	3,089	5%	24,354	24%	667	1%	6,048	10%
Total	161,033	76,980	32%	30,045	13%	9,958	6%	46,935	20%	10,750	7%	15,845	10%

* Base Population source: OCHA, CSO Population Estimates for 2016 to 2017, 15-AUG-2016

Symbology: > 20% of base population

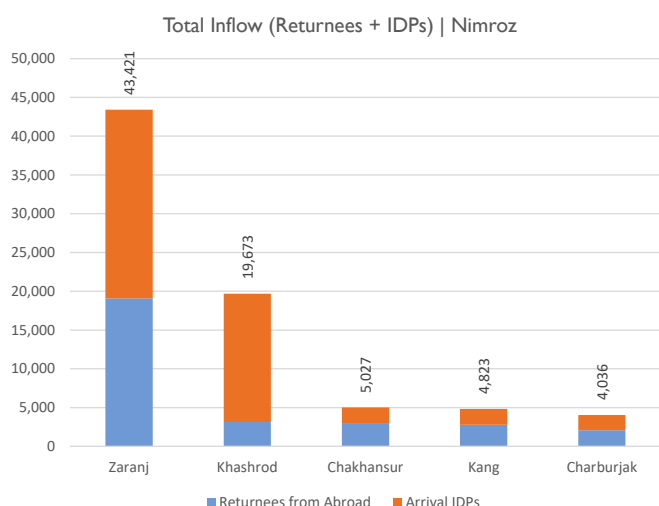
Total Inflow (Returnees + IDPs) | Summary by District

District	Returnees	Arrival IDPs	Total Inflow
Zaranj	19,067	24,354	43,421
Khashrod	3,129	16,544	19,673
Chakhansur	2,995	2,032	5,027
Kang	2,785	2,038	4,823
Charburjak	2,069	1,967	4,036
Total	30,045	46,935	76,980

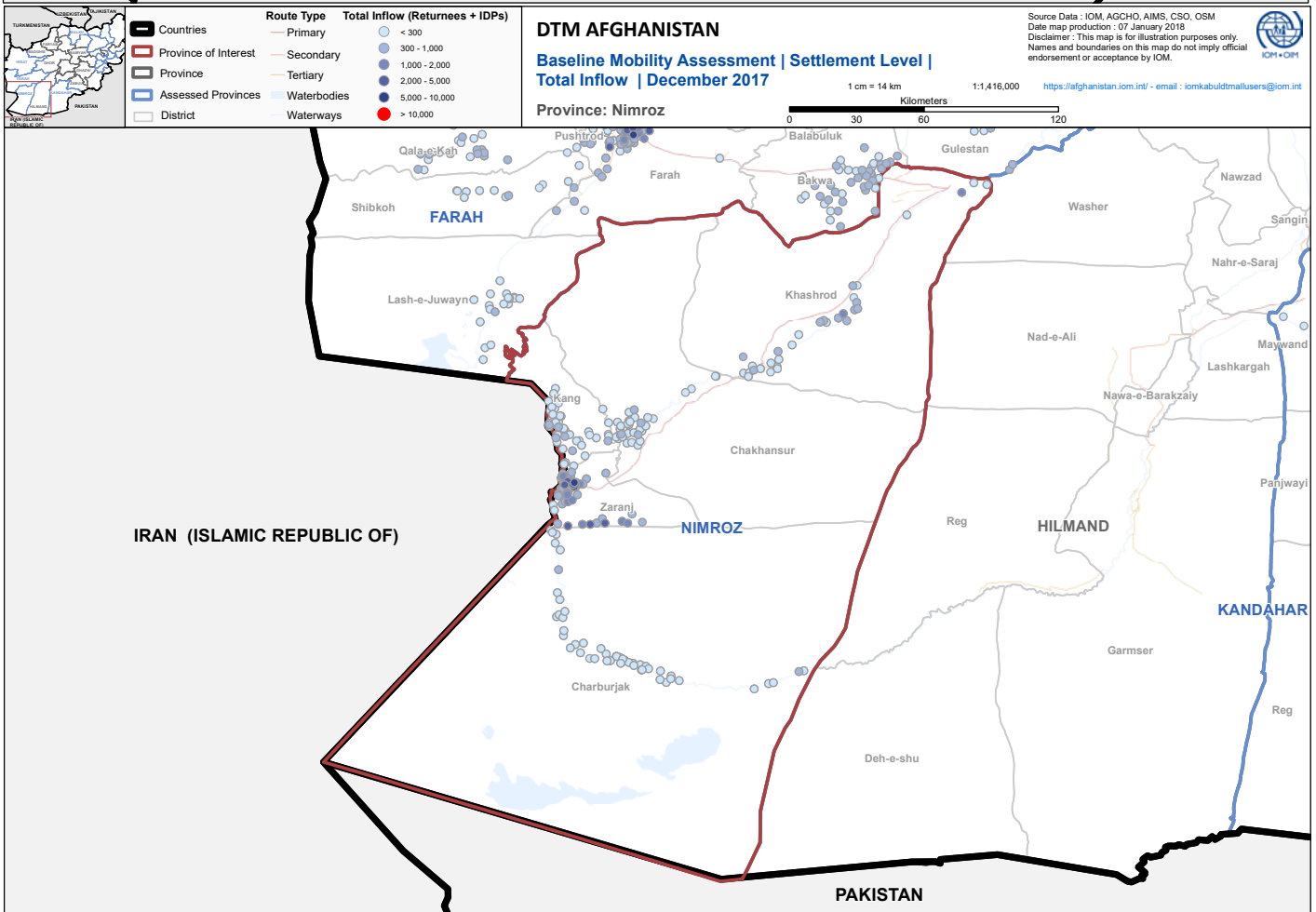
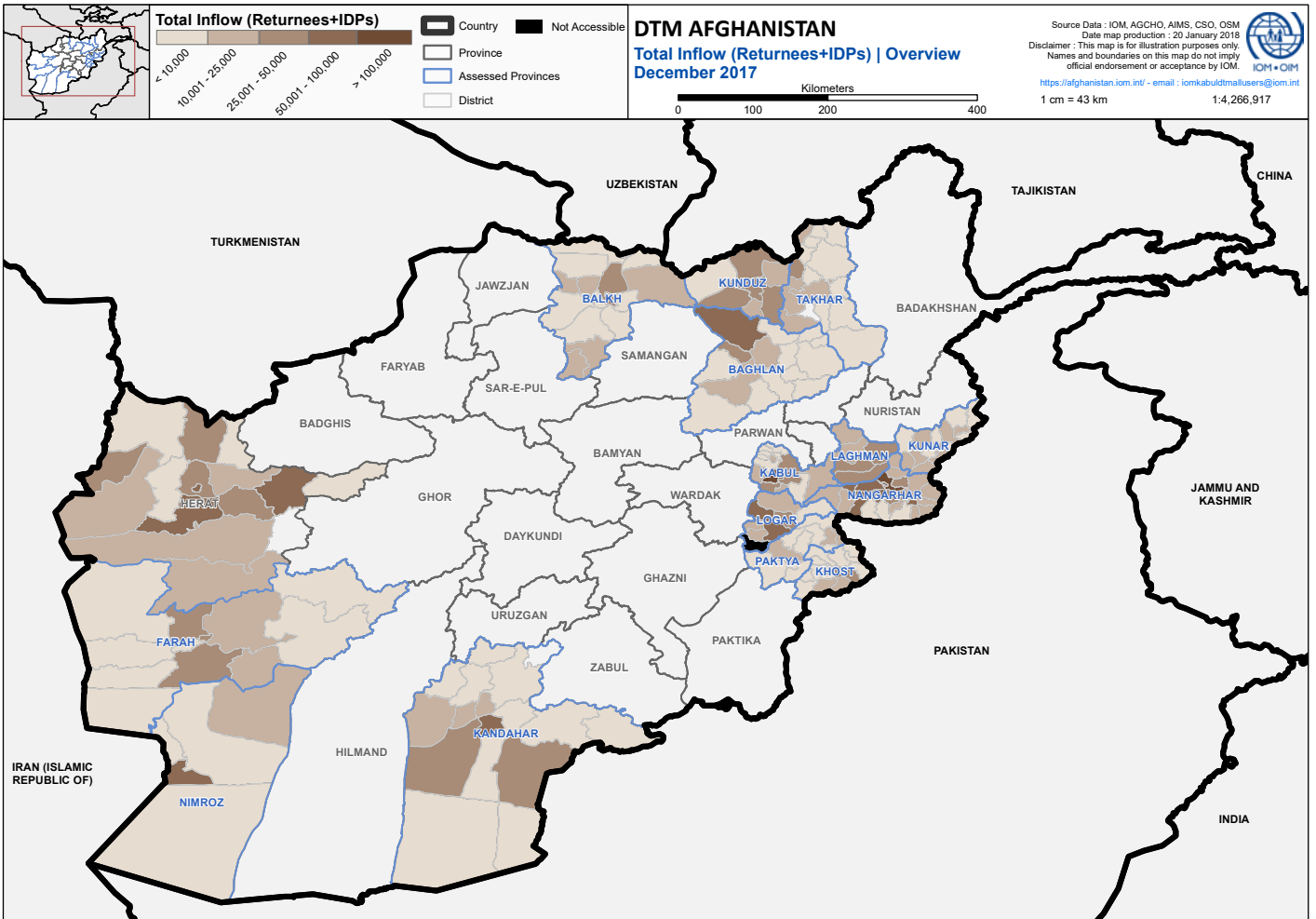
The table below displays the 20 settlements in Nimroz that host the majority of IDPs and returnees. As can be seen, these 20 settlements (only 8% of all assessed settlements in the province) host a total inflow of 38,529, which is almost exactly half of the total number of IDPs and returnees within the province. The table to the left displays the most affected districts: Zaranj district is most severely affected and hosts over half of the province's returnees and IDPs. However, the Spin Kalay settlement, in the Khashrod district, is the most affected settlement, hosting a total of 4,074 IDPs and returnees. Such settlements are particularly vulnerable to social instability caused by this large influx, and the subsequent competition for scarce, already overstretched resources and job opportunities.

Top 20 settlements hosting the most Returnees + IDPs

Settlement	District	Total Inflow
Spin Kalay	Khashrod	4,074
Masom Abad	Zaranj	3,197
Haji Momin	Zaranj	3,060
Gulistan	Zaranj	2,825
Haji Ghafor Narvi	Zaranj	2,697
Dorayee	Khashrod	2,501
Haider Abad	Zaranj	2,307
Najib Makaki	Zaranj	2,233
Haji Zahir Yosafzai	Zaranj	2,055
Haji Amanullah Ubaidi	Zaranj	1,630
Sultan Wais	Zaranj	1,554
Nizamudin	Zaranj	1,426
Gero	Khashrod	1,410
Kalakhak	Zaranj	1,288
Mahjer Abad	Zaranj	1,078
Haji Mohd-anwar	Zaranj	1,066
Shagi	Khashrod	1,064
Akhter Mohammad Rukhshni	Zaranj	1,049
Khowja Sultan Mohammad	Zaranj	1,026
Ghulam Haidar Khan	Zaranj	989
Total		38,529



Baseline Mobility Assessments are first carried out with focus groups at the district level, like this one in Kang District, to determine estimates of return, displaced and migrant populations, as well as identify the locations of host communities. © IOM 2017



TOP 5 DISTRICTS

Evidence-based prioritization is essential to the delivery of better targeted assistance and basic services. DTM provides partners with lists of priority areas in most need of assistance, based on a variety of sectoral indicators, at Province, District and Settlement levels.

(NOTE: The number of individuals reported below is based on the Total Inflow: IDPs + Returnees)

TOP 5 Districts with the most Returnees and IDPs (Returnees + IDPs)

Rank	District	Individuals
1	Zaranj	43,421
2	Khashrod	19,673
3	Chakhansur	5,027
4	Kang	4,823
5	Charburjak	4,036
Grand Total		76,980

TOP 5 in need of Shelter (IDPs + Returnees living in Tents or in the Open Air)

Rank	District	Individuals
1	Khashrod	633
2	Zaranj	217
3	Charburjak	81
4	Kang	6
5	N/A	N/A
Grand Total		937

TOP 5 in need of Water (potable water > 3 km away)

Rank	District	Individuals
1	Chakhansur	2,283
2	Zaranj	2,262
3	Kang	343
4	N/A	N/A
5	N/A	N/A
Grand Total		4,888

TOP 5 in need of Clinics (nearest clinic > 5 km away)

Rank	District	Individuals
1	Khashrod	10,428
2	Zaranj	8,911
3	Chakhansur	4,033
4	Charburjak	3,231
5	Kang	1,445
Grand Total		28,048

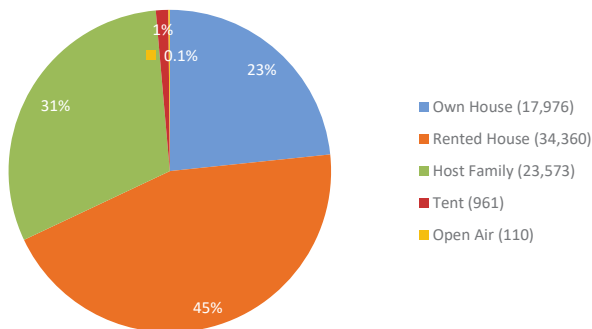
TOP 5 in need of Schools (nearest school > 3 km away)

Rank	District	Individuals
1	Zaranj	6,559
2	Khashrod	5,995
3	Chakhansur	1,931
4	Charburjak	1,841
5	Kang	145
Grand Total		16,471

TOP 5 in need of Markets (nearest market > 10 km away)

Rank	District	Individuals
1	Khashrod	5,526
2	Kang	4,650
3	Charburjak	3,073
4	Chakhansur	2,424
5	Zaranj	1,966
Grand Total		17,639

Total Inflow (Returnees+IDPs) | Shelter | Nimroz



STORIES FROM THE DISPLACED

AN IDP FAMILY LIVING IN A TENT IN THE NIMROZ DESERT

"We have no relatives in this area to help or support us. I pray to God to help us because the weather is getting colder day by day and during the night the cold is a serious problem".

Firozeeh Noorzai has been living in a tent in Nimroz for three months along with her elderly husband, two daughters and three sons. Her husband is too elderly to work, her oldest son is a paraplegic and her other two sons are under the age of ten.

Over 100,000 Afghan returnees and IDPs are living in tents or in the open air making them severely vulnerable to falling ill and to weather shocks.

The family was displaced from the South-Western province of Kandahar in late 2016 due to war and conflict. As a result, they travelled through Helmand to Nimroz, arriving with very little apart from their lives.

Firoozeeh describes her journey: "during the conflict and war, we have lost all of our household tools and we have come here (to Nimroz) only with an old carpet."

The family were donated a second-hand tent for shelter, which can barely fit the family, let alone provide any decent standard of hygiene or shelter from the cold for the young children. With no working adults in the household, Shakoria has no way of supplying feeding her family, besides depending on charitable donations from her neighbors who support her family with lunch and dinner.

In Nimroz, 1,071 displaced people are reportedly without adequate shelter, living in tents or open air.

Desperately in need of assistance, Firoozeeh pleads for help from the government or NGOs. "My husband and I can tolerate hunger," she tells us. "But, we cannot tolerate losing any of our children due to the cold weather."



Firoozeeh's children are huddled around their tent. They are of the 1% of the displaced populace of Nimroz who live in tents or open air.

DTM in Afghanistan is generously supported by:



ANNEX I ▪ TOP 200 SETTLEMENTS

RANKED BY TOTAL IN-FLOW [RETURNEES + IDPS]

Rank	District	Settlement	Total In-Flow	Rank	District	Settlement	Total In-Flow
1	Khashrod	Spin Kalay	4,074	53	Khashrod	Shash Ab	350
2	Zaranj	Masom Abad	3,197	54	Zaranj	Ghulam Hassan Ali	340
3	Zaranj	Haji Momin	3,060	55	Khashrod	Sayid Abad	336
4	Zaranj	Gulistan	2,825	56	Khashrod	Manzari	336
5	Zaranj	Haji Ghafor Narvi	2,697	57	Zaranj	Mawlana Sahib	331
6	Khashrod	Dorayee	2,501	58	Khashrod	Kotalak Nawabad	329
7	Zaranj	Haider Abad	2,307	59	Zaranj	Mal Daran	325
8	Zaranj	Najib Makaki	2,233	60	Zaranj	Qala-i-Mohd	320
9	Zaranj	Haji Zahir Yosafzai	2,055	61	Zaranj	Raes Juma Khan	319
10	Zaranj	Haji Amanullah Ubaidi	1,630	62	Charburjak	Haji Khan	315
11	Zaranj	Sultan Wais	1,554	63	Zaranj	Gholamrasul	315
12	Zaranj	Nizamudin	1,426	64	Charburjak	Landay	301
13	Khashrod	Gero	1,410	65	Kang	Kharot (1)	282
14	Zaranj	Kalakhak	1,288	66	Khashrod	Khair Abad	280
15	Zaranj	Mahjer Abad	1,078	67	Khashrod	Landi	280
16	Zaranj	Haji Mohd-anwar	1,066	68	Zaranj	Mohammad Azim	273
17	Khashrod	Shagi	1,064	69	Zaranj	Dad Khuda	261
18	Zaranj	Akhter Mohammad Rukhshni	1,049	70	Kang	Dagarwal Abdul Rahim	251
19	Zaranj	Khowja Sultan Mohammad	1,026	71	Chakhansur	Dahano Haji Hussain	248
20	Zaranj	Ghulam Haidar Khan	989	72	Zaranj	Atta Mohammad	231
21	Zaranj	Naw Abad	959	73	Khashrod	Haji Nayem	224
22	Khashrod	Kast	868	74	Khashrod	Ghor Ghor Markaz Wolluswali	217
23	Zaranj	Haji Amanullah Zarojai	845	75	Khashrod	Abdul Hamid Aga	217
24	Zaranj	Haji Abdul Rahim	827	76	Chakhansur	Awar	210
25	Khashrod	Burj	798	77	Charburjak	Khunjo	210
26	Zaranj	Qazi Amanullah	781	78	Khashrod	Mohammad Shadman	210
27	Zaranj	Haji Amanullah Rodini	746	79	Kang	Abdullahkhan (2)	207
28	Zaranj	Abdul Rahim Zori	741	80	Zaranj	Haji Kamran	202
29	Zaranj	Haji Akhtar Mohammad Bianzihi	646	81	Chakhansur	Zarojai	189
30	Zaranj	Alaqa Dar M.sharif	623	82	Kang	Abdullahkhan (1)	189
31	Khashrod	Dewalak	616	83	Khashrod	Haji Asif	189
32	Chakhansur	Shirzaye	612	84	Zaranj	Abdul Qayoum	178
33	Zaranj	Seya Chashma	596	85	Khashrod	Qala Now	175
34	Kang	Haji Nazar Shirzai	588	86	Kang	Haji Abdul Hamid Dahmarda	173
35	Khashrod	Poushta Hassan	574	87	Khashrod	Mola Nader	171
36	Zaranj	Haji Abdul Rawof	567	88	Khashrod	Temor Abad	168
37	Zaranj	Haji Gul	552	89	Zaranj	Haji Baran	162
38	Zaranj	Ghulam Hassan Dahi Murda	522	90	Khashrod	Naser Abad	161
39	Zaranj	Haji Abdul Hamid Rukhshni	511	91	Khashrod	Dangar Abad	161
40	Kang	Darwishe	498	92	Chakhansur	Shahbek	155
41	Chakhansur	Amir Bonyad	476	93	Chakhansur	Lajai	154
42	Zaranj	Mohd Hosayn	475	94	Charburjak	Gor Ab Bala	154
43	Zaranj	Mamor Gul Mohammad Khan	448	95	Khashrod	Shams Abad	154
44	Chakhansur	Dahano	446	96	Zaranj	Haji Abdul Hakim	154
45	Chakhansur	Markaz Wolluswaly	414	97	Chakhansur	Safar Zai Ali Khan	152
46	Khashrod	Menar	413	98	Kang	Dehe Naw	145
47	Chakhansur	Mulla Musa	403	99	Charburjak	Mirza Dost Mohammad	140
48	Khashrod	Khakestari	392	100	Charburjak	Dad Khuda	140
49	Khashrod	Lokhi	385	101	Khashrod	Sofi Shir	140
50	Khashrod	Sufiyan	359	102	Khashrod	Shish Aba Yaqub Khan	140
51	Khashrod	Gul Mondi	357	103	Khashrod	Kach Satar	140
52	Zaranj	Haji mola Karim	353	104	Khashrod	Qalagay	140

Rank	District	Settlement	Total In-Flow
105	Zaranj	Haji Mohammad Omar Akhund Zada	140
106	Chakhansur	Jeel Khan	134
107	Khashrod	Khoniya	133
108	Chakhansur	Borhan Khan Ghafor Khan	125
109	Kang	Tellaye	125
110	Kang	Haji Ismail Uzbekzi	125
111	Kang	Balooch	124
112	Kang	Abdul Rahman	121
113	Zaranj	Nad Ali Haji M.sherin	121
114	Charburjak	Dashtol (1)	119
115	Charburjak	Khojo Padagi	119
116	Kang	Haji Tajmir	119
117	Khashrod	Nasrat Abad	119
118	Kang	Ebrahimabad	116
119	Kang	Mola Zolfiqar	115
120	Kang	Raves Juma Khan	113
121	Chakhansur	Aliabad	112
122	Charburjak	Telpeda	112
123	Kang	Mohammad Alam	110
124	Kang	Abdullah Saranai	110
125	Charburjak	Amir Mohammad	105
126	Kang	Abdul Samad	105
127	Kang	Samad Khan	105
128	Khashrod	Haji Molawi Wazir Ahmad	105
129	Khashrod	Sardaran	105
130	Chakhansur	Karim Eassa	103
131	Kang	Haji Nabi Khan	102
132	Kang	Kang Moqim	102
133	Kang	Wali Dad	100
134	Charburjak	Habibullah	98
135	Khashrod	Raken	98
136	Chakhansur	Abdul Ghafar	94
137	Charburjak	Raigan	91
138	Charburjak	Khalifa Juma Khan	91
139	Charburjak	Kondoy Mohammad Khan	91
140	Khashrod	Razi Khord	91
141	Khashrod	Haji Mohammad Rasol	91
142	Kang	Kharot (2)	86
143	Chakhansur	Alili Amanulha Khan	84
144	Charburjak	Chahel Mariz	84
145	Charburjak	Qala Mir Badin	84
146	Khashrod	Nalan	84
147	Charburjak	Chahar Burjak	77
148	Charburjak	Zar Zawal	77
149	Khashrod	Kocha-e-kakeran	77
150	Khashrod	Luy Radzay	77
151	Chakhansur	Karimdadzi	75
152	Kang	Shora Aye	74
153	Chakhansur	Shaqis	73
154	Kang	Dahmarda	71
155	Kang	Langar	71
156	Chakhansur	Haji Nahim	70
157	Chakhansur	Bashar	70
158	Charburjak	Qala Amir	70
159	Charburjak	Tofangcha	70
160	Charburjak	Chigini	70
161	Khashrod	Gawmesh	70

Rank	District	Settlement	Total In-Flow
162	Kang	Deyahkay Narwi	64
163	Charburjak	Mohammad Ghaws	63
164	Charburjak	Quwa Kar	63
165	Charburjak	Lup	63
166	Charburjak	Dam	63
167	Kang	Chai Nazer	63
168	Khashrod	Saha Makatab	63
169	Khashrod	Tor Jan	63
170	Kang	Abdul Aziz Wa Yaquob	58
171	Chakhansur	Mohammad Ahzam Gadal	56
172	Charburjak	Akhori	56
173	Charburjak	Haji Khuday Dad	56
174	Charburjak	Kok	56
175	Chakhansur	Qader	55
176	Chakhansur	Sultan Mohammad Khan	51
177	Kang	Abdul Baqi	51
178	Chakhansur	Sar Feraz Khawashi	49
179	Charburjak	Morben Kay	49
180	Charburjak	Nawabkhan-e Sabz Gazi	49
181	Charburjak	Naser Payen Ya Naser Qalandar	49
182	Charburjak	Nasir Bala	49
183	Charburjak	Ashkinak (2)	49
184	Zaranj	Haji Malang Maliki	47
185	Chakhansur	Mullah Amir	45
186	Chakhansur	Bor Mohammad	42
187	Chakhansur	Mulla Khanmohd	42
188	Charburjak	Manaye	42
189	Charburjak	Haji Mula Halim	42
190	Charburjak	Baghak	42
191	Charburjak	Malochan	42
192	Charburjak	Londo	42
193	Kang	Bagh Wahsh	42
194	Khashrod	Haji Pida Mohammad	42
195	Khashrod	Molawi Agha Saib	42
196	Kang	Mohammad Ayoub Khan	40
197	Chakhansur	Qalacha	39
198	Kang	Abdurrahman Kargud	38
199	Chakhansur	Khowasar Jo	35
200	Charburjak	Murenki	35