

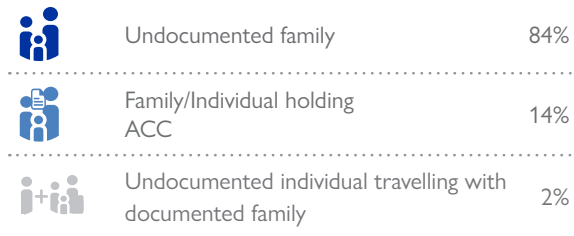
OVERVIEW

The International Organization for Migration (IOM) in Pakistan collects data on the outflows of Afghans at the Torkham and Chaman border crossing points to better understand the movements of Afghans returning to Afghanistan. Key findings during this reporting period are:

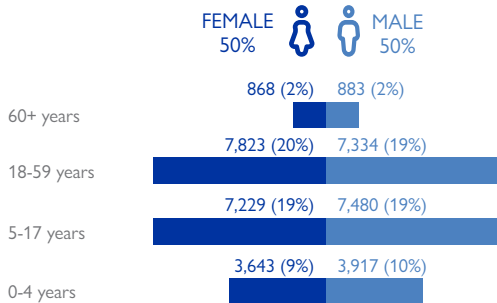
- Between July and September 2023, 39,176 Afghan nationals spontaneously returned to Afghanistan, including 21,182 through the Torkham border point and 17,994 through the Chaman border point. In addition, border authorities forcibly returned 998 individuals due to a lack of valid documentation.
- During the reporting period, spontaneous returns through both border points increased compared to the previous reporting periods, especially during the month September, where return through Chaman rose to 9,612 returns and in Torkham to 14,352 returns. The significant increase in returns, especially for Torkham, is due to the announcement of the Government of Pakistan that Tazkira holders are allowed to cross the border until further notice.
- This announcement is part of the “Illegal Foreigners’ Repatriation Plan”, which was announced on 26 September 2023 by the Government of Pakistan. The plan comprises of mechanisms to consolidate databases of “illegal foreigners” in the country, check entry of new illegal entrants, apprehension, deportation, repatriation of illegal/overstaying foreigners.

**39,176** AFGHAN RETURNEES AT TORKHAM AND CHAMAN BETWEEN JULY AND SEPTEMBER 2023

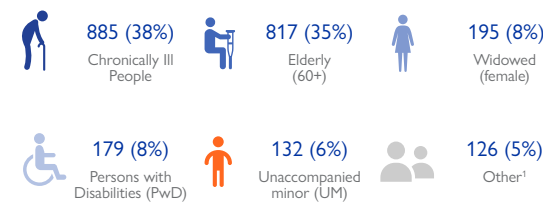
DISTRIBUTION OF RETURNEES



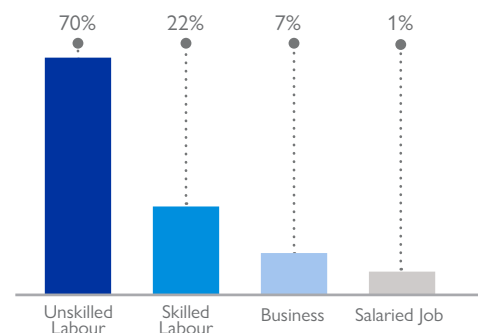
AGE AND GENDER



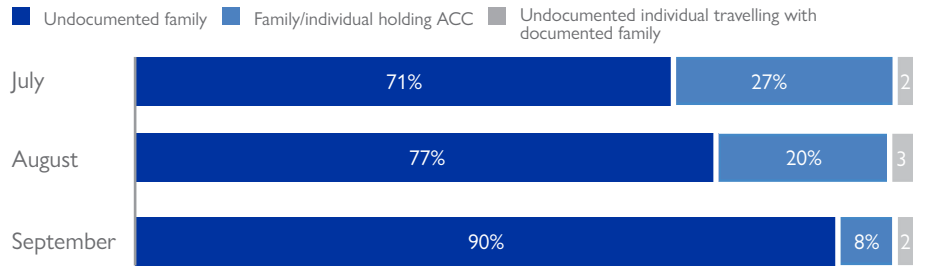
TYPE OF VULNERABILITY



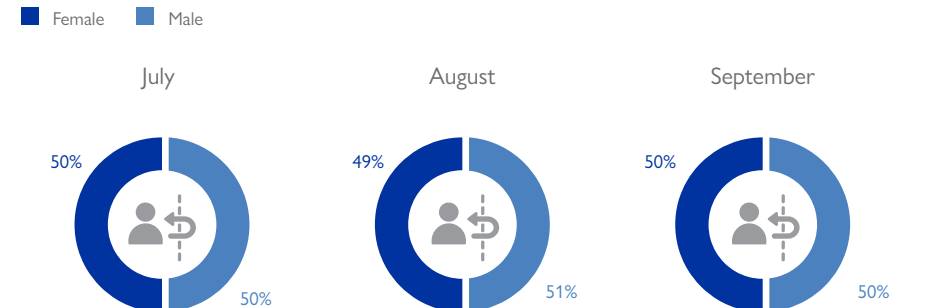
OCCUPATION OF THE HEAD OF HOUSEHOLD IN PAKISTAN



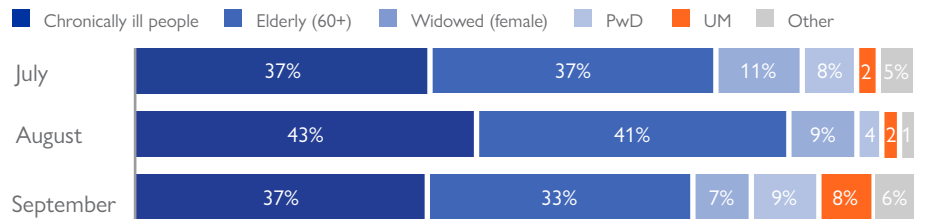
DOCUMENTATION CATEGORY BY MONTH



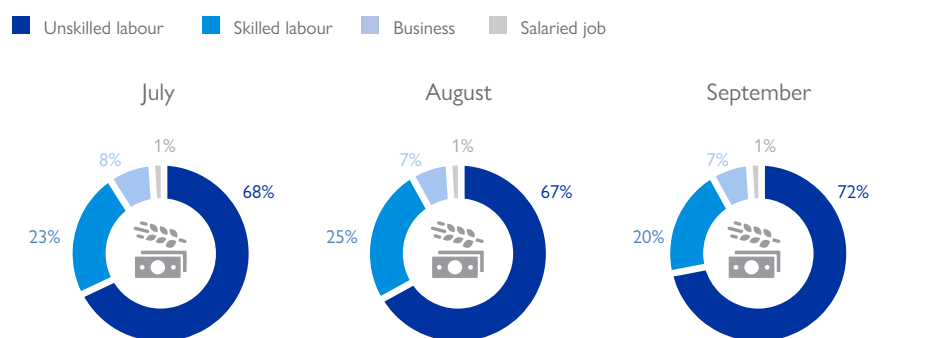
GENDER DISTRIBUTION BY MONTH



TYPE OF VULNERABILITY OF RETURNEES WHO ARE VULNERABLE BY MONTH

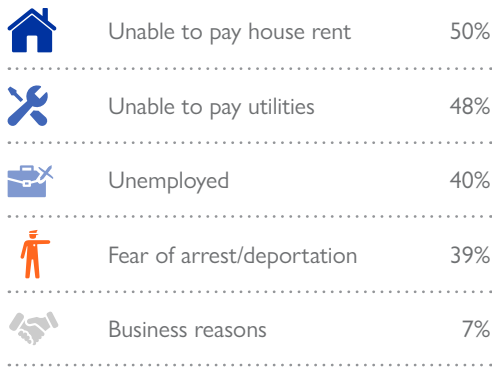


OCCUPATION OF THE HEAD OF HOUSEHOLD IN PAKISTAN BY MONTH

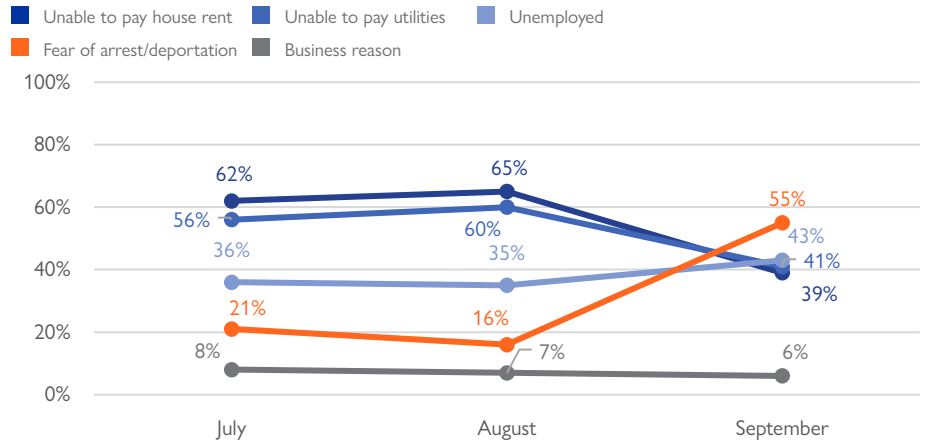


¹ Other vulnerable persons include: divorced (female), drug addicts and mentally ill persons.

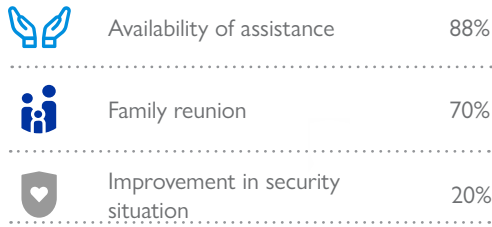
PUSH FACTORS (Multiple answers, N = 1,859)



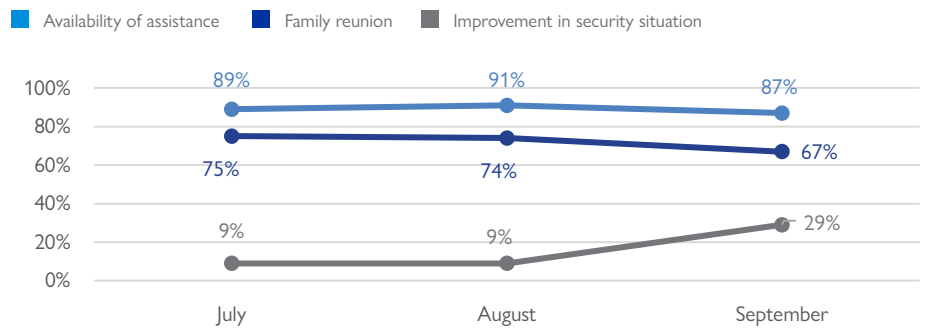
MONTHLY TREND




PULL FACTORS (Multiple answers, N = 1,859)



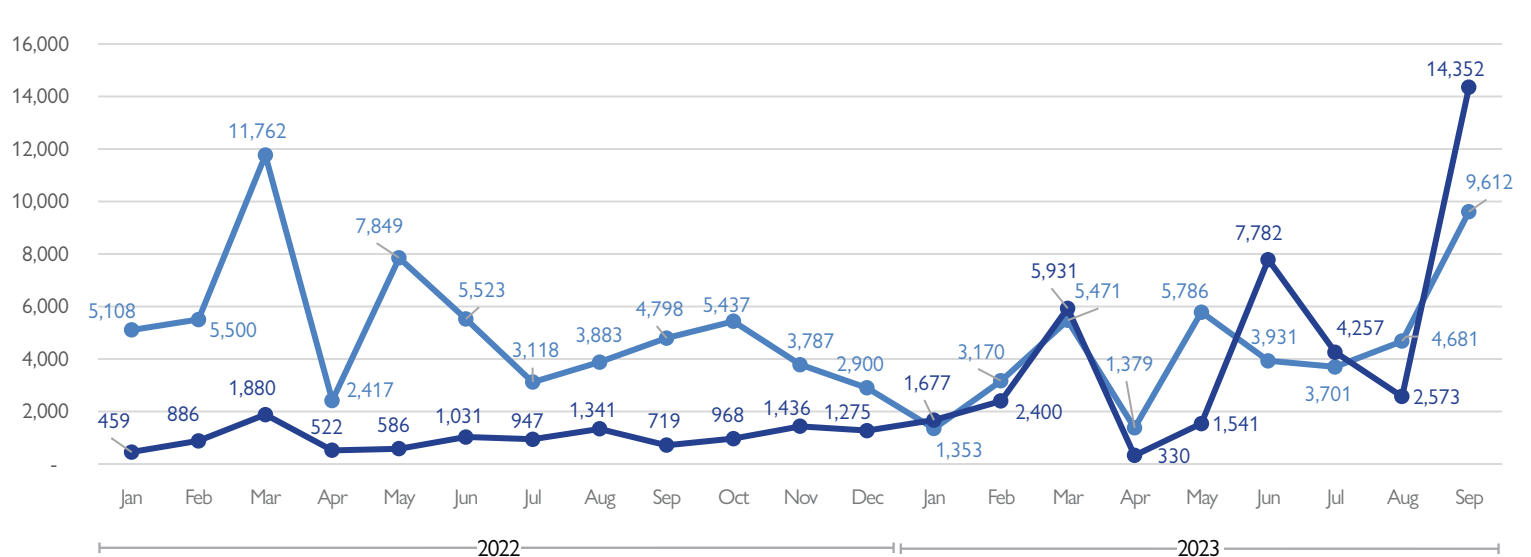
MONTHLY TREND




CHALLENGES RETURNEES EXPECT TO FACE IN AFGHANISTAN (Multiple answers, N = 1,859)



2022 - 2023 RETURN TREND



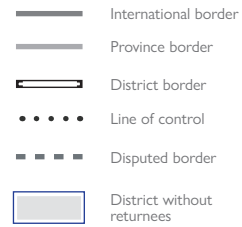
SETTLEMENT TYPE LEGEND



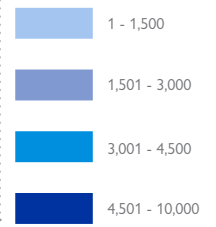
DISTRICTS OF ORIGIN IN PAKISTAN OF RETURNEES



LEGEND



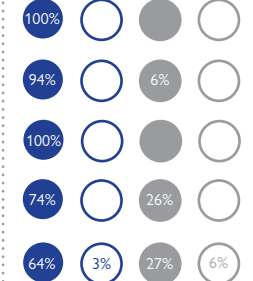
NUMBER OF RETURNEES



ORIGIN DISTRICT

ORIGIN DISTRICT	PERCENTAGE
1. Quetta	24%
2. Killa Abdullah	19%
3. Karachi Central	16%
4. Pishin	11%
5. Peshawar	9%

SETTLEMENT TYPE



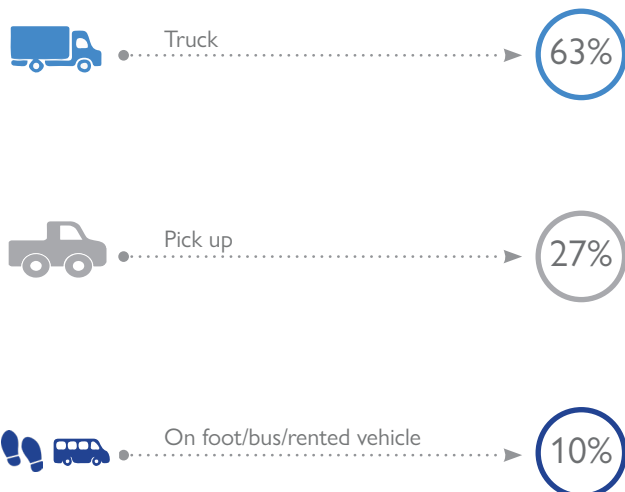
Note: This map and the following legend focus on the top 5 districts of origin in Pakistan during the reporting period of July to September 2023.

Disclaimer:

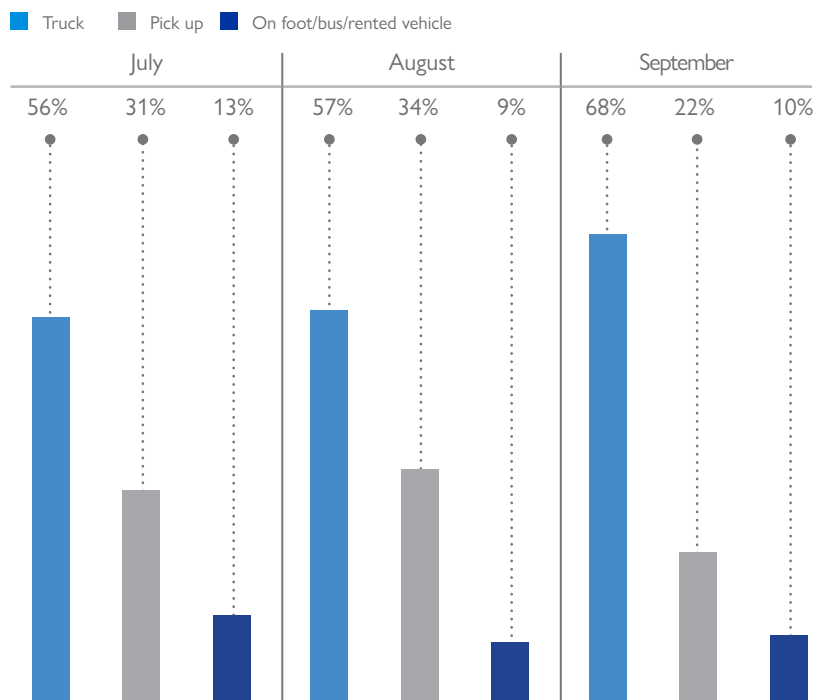
Dotted line represents approximately the line of control in Jammu and Kashmir agreed upon by India and Pakistan. The final status of Jammu and Kashmir has not yet been agreed upon by the parties. The designations employed and the presentation of material on this map do not imply the expression of any opinion whatsoever on the part of IOM or United Nations concerning the legal status of any country, territory, city or area or of its authorities, or concerning the delimitation of its frontiers or boundaries.

TRANSPORTATION TYPE FROM ORIGIN TO BORDER


Average type of vehicle used until border point between July and September 2023



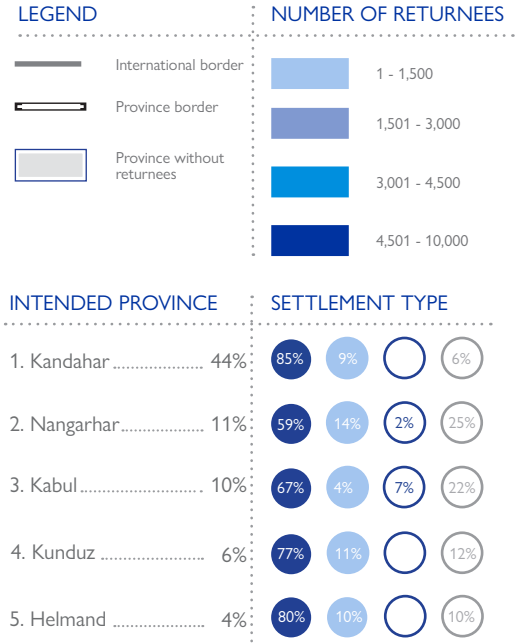
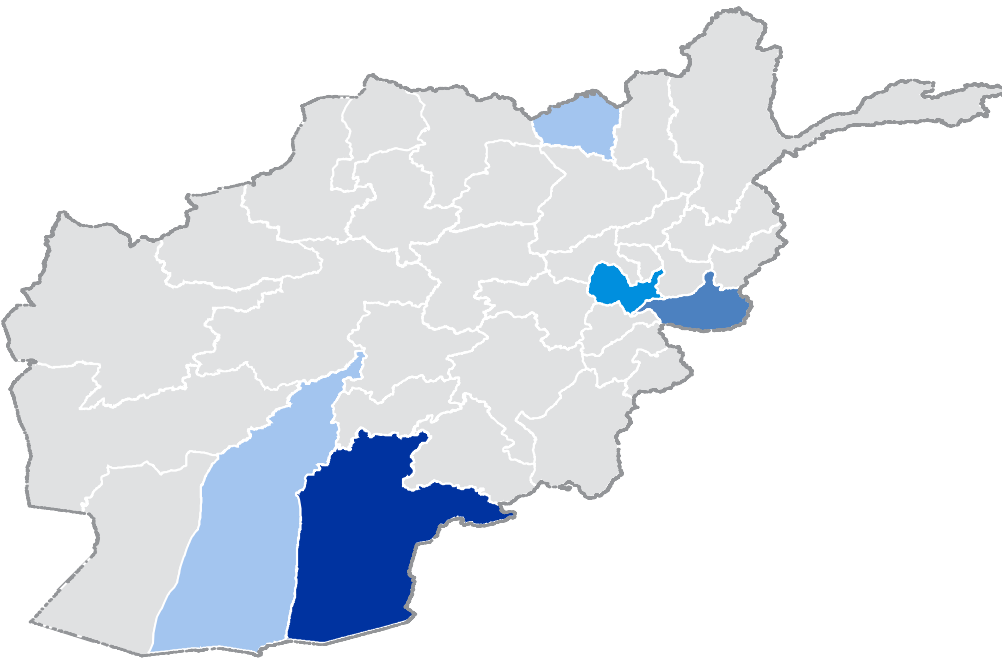
TRANSPORTATION TYPE BY MONTH



SETTLEMENT TYPE LEGEND



PROVINCE OF INTENDED RETURN IN AFGHANISTAN

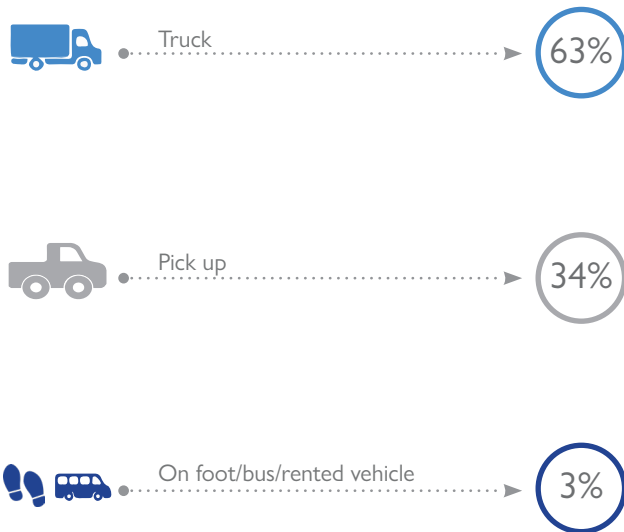


Note: This map and the following legend focus on the top 5 provinces of intended destination in Afghanistan only during the reporting period of July to September 2023

Disclaimer: The designations employed and the presentation of material throughout the report do not imply the expression of any opinion whatsoever on the part of IOM concerning the legal status of any country, territory, city or area, or of its authorities, or concerning its frontiers or boundaries.

TRANSPORTATION TYPE FROM BORDER TO FINAL DESTINATION

Average type of vehicle used from border point to final destination between July and September 2023



TRANSPORTATION TYPE BY MONTH

