
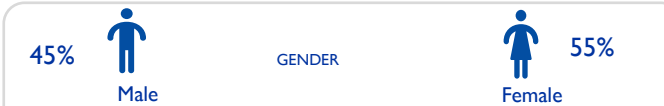
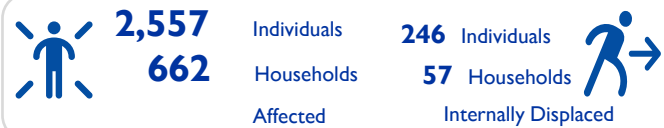


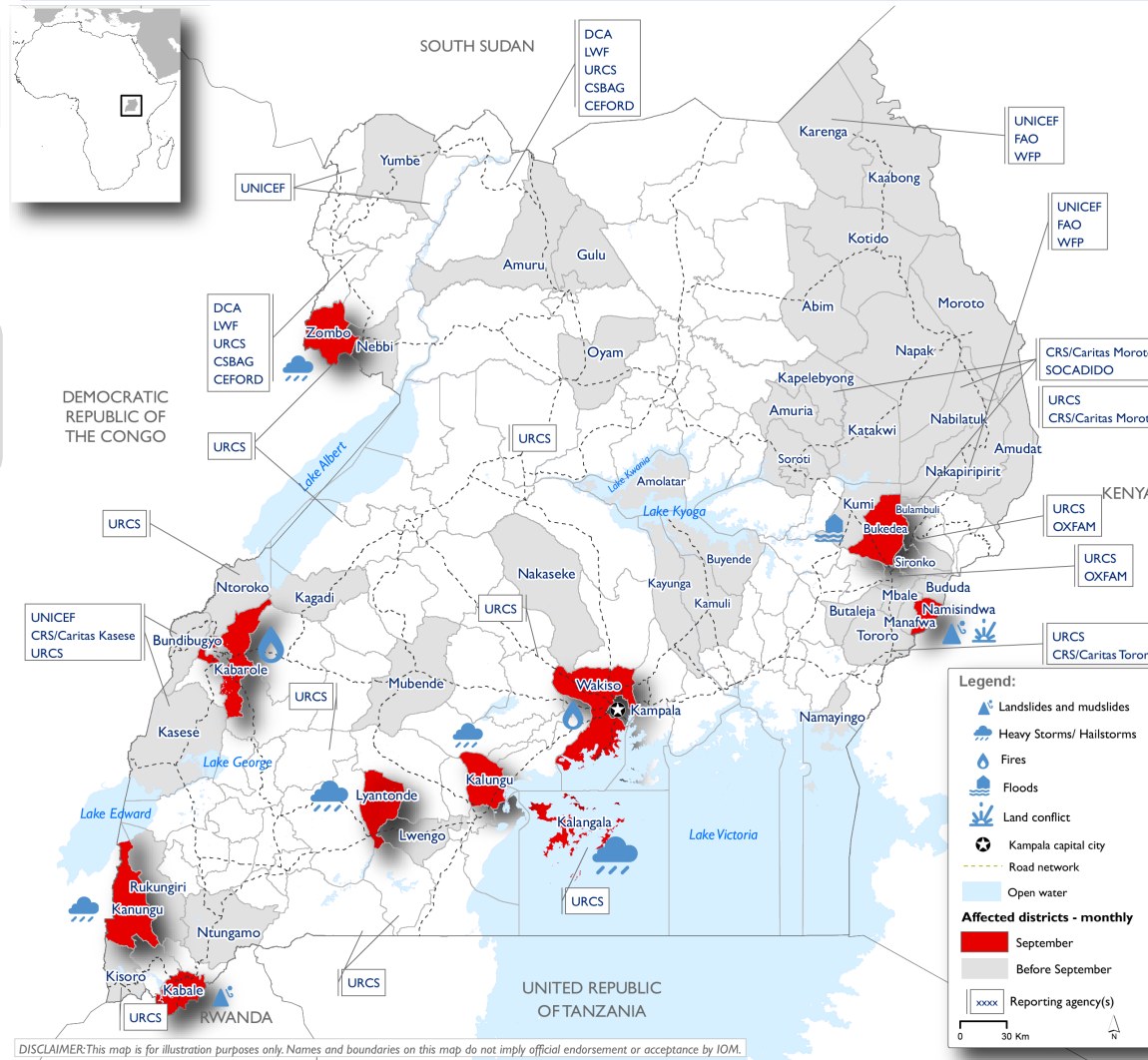
Overview of affected population – September 2023



September 2023 observations

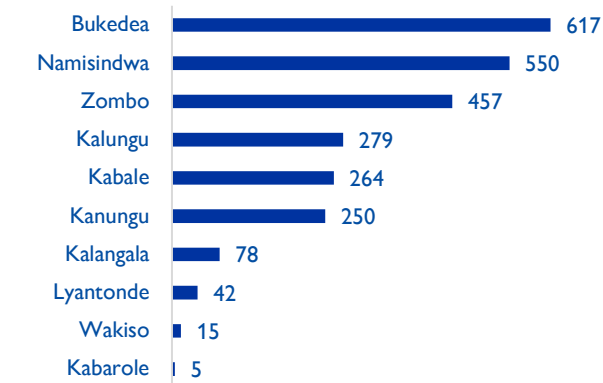
- The month of September marked the beginning of the SONDA rainfall season and also the beginning of the El-Nino impact as forecasted by UNMA. These climatic events triggered heavy storms/Hailstorms in the different parts of the nation, floods and landslides/Mudslides.
- The disasters affected a total of 2,557 individuals, representing 662 households while 246 individuals from 57 households were internally displaced.
- Adults (19-64 years) were the most affected population group (59%), followed by children under 18 years (30%) and the elderly who were above 64 years (11%).
- The most pressing needs are food assistance, NFI child protection and livelihoods.
- Houses partially damaged totaled 189 while 51 houses were completely destroyed. 28 water facilities and seven schools were also affected.
- Disasters have so far affected 97,727 individuals and displaced over 7,908 people as reported from January to September 2023.

Districts affected in 2023

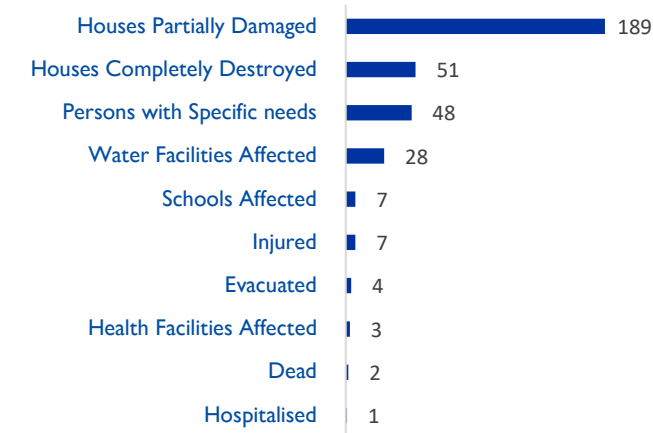


DISCLAIMER: This map is for illustration purposes only. Names and boundaries on this map do not imply official endorsement or acceptance by IOM.


Affected people by district in September 2023



Disaster Impacts – September 2023



Number of affected people by disasters in September 2023




Partners



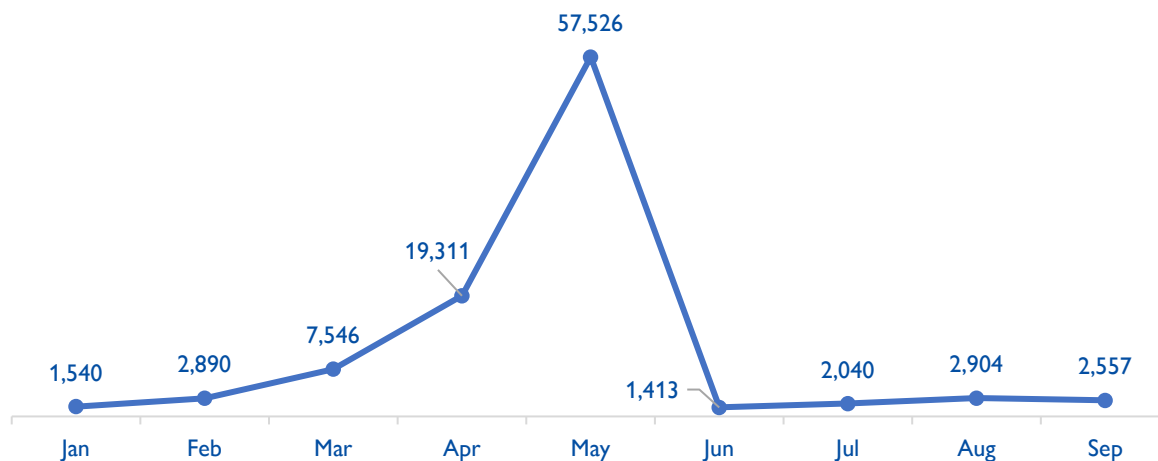


Priority needs assessment per Subcounty

District	Subcounty	Health	Water supply	Sanitation	Hygiene promotion	Shelter	Food assistance	Nutrition	Education	NFI	Protection	Child protection	SGBV	Livelihood
Bukedea	Kolir	1	1	1	1	1	1	1	1	1	1	1	1	1
Kabale	Kitumba	2	2	2	2	1	1	1	3	1	2	3	4	1
Kabarole	Eastern Division	4	3	3	5	3	2	4	3	1	3	5	4	2
Kalangala	Mwena landing site	4	5	4	5	1	1	2	5	1	1	3	4	4
Kalungu	Kyamulibwa	2	2	1	3	2	1	2	2	1	1	1	2	1
Kanungu	Rugyeyo	1	1	1	1	1	1	1	1	1	1	1	1	1
Lyantonde	Mpumudde I	2	2	2	5	2	1	2	2	2	2	2	2	2
Lyantonde	Mpumudde II	2	2	2	2	2	2	2	2	2	2	2	2	2
Namisindwa	Tsekululu	5	4	2	5	4	3	3	5	4	3	3	5	4
Namisindwa	Buwabwala	5	5	5	5	5	5	5	5	5	5	1	5	5
Wakiso	Division B	4	4	4	4	4	4	4	4	3	3	4	4	4
Zombo	Akaa	1	1	1	2	2	1	1	2	1	1	1	1	1



2023 Monthly Impacts (affected) due to disasters



2023 Monthly Impacts (IDPs) due to disasters

