



187,026 IDPs*

41,060 Displaced Households

*Internally Displaced Persons

ACCOMMODATION TYPES



58%

108,855

with host families



21%

39,961

in rented houses



19%

34,658

in empty and straw houses

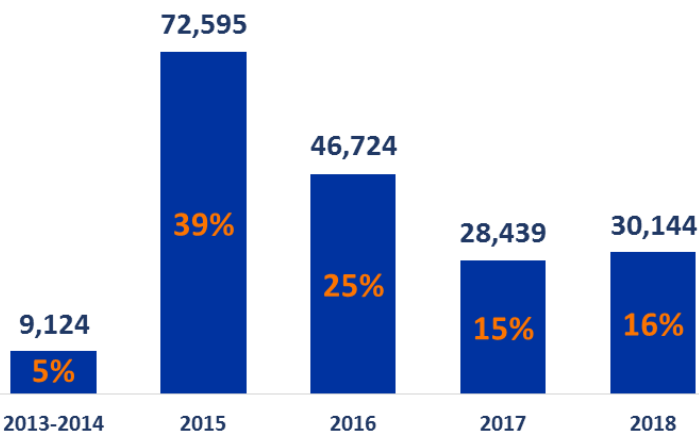


2%

3,552

in collective sites

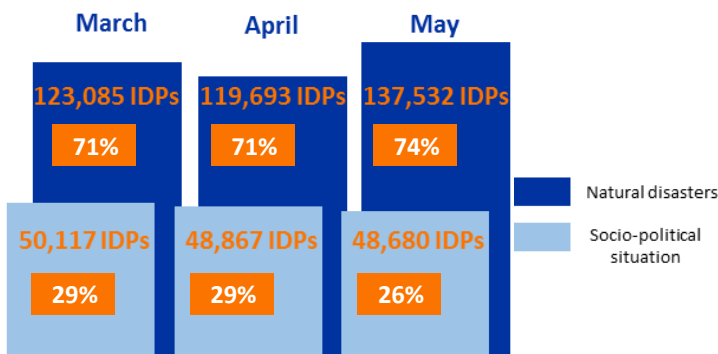
PERIODS OF DISPLACEMENT*



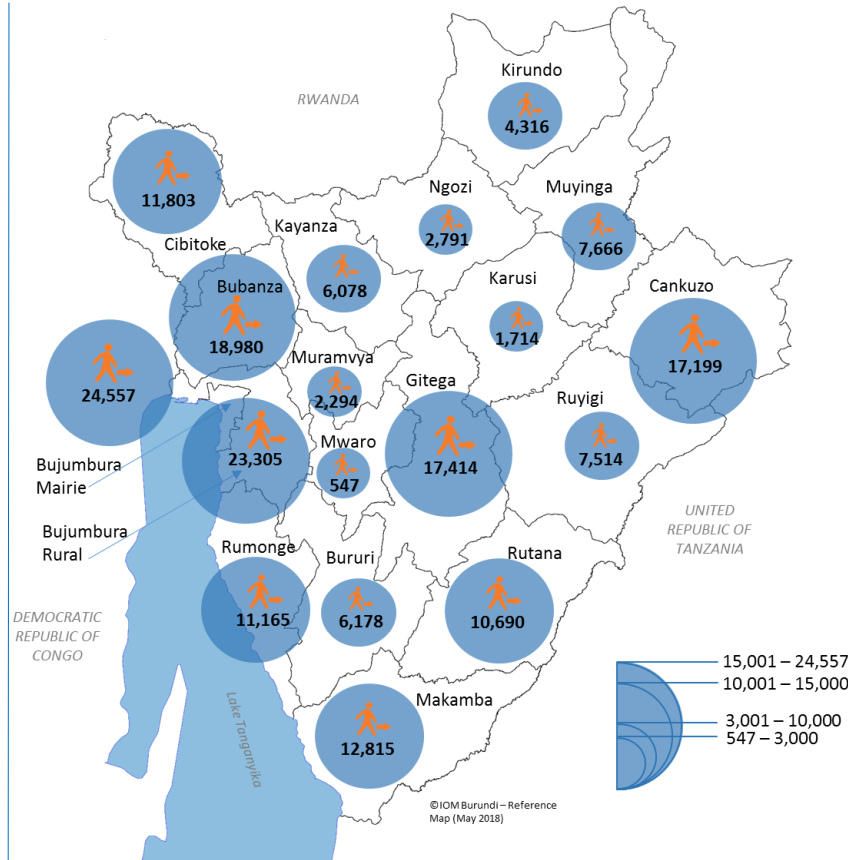
*Currently displaced IDPs

DISPLACEMENT TRENDS

DISAGGREGATED BY CAUSE



PRESENCE OF IDPs BY PROVINCE



This map is for illustration purposes only. Names and boundaries on this map do not imply official endorsement or acceptance by IOM.

Source: IOM, IGBU

PARTICULARLY VULNERABLE GROUPS



16%

of displaced households are headed by women



4%

of displaced households are headed by minors



2%

of displaced persons live with disabilities



2%

of displaced minors are unaccompanied minors



2%

of displaced persons are pregnant women

