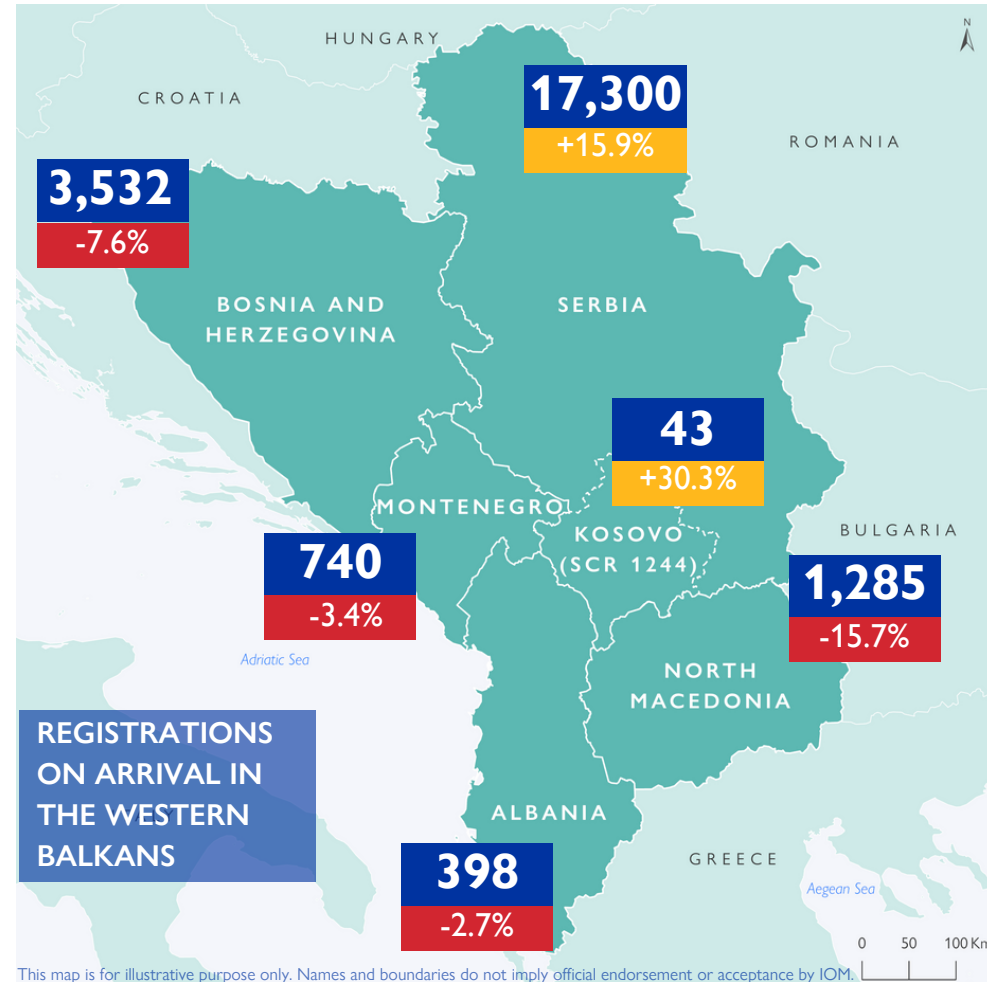


REGISTRATIONS ON ARRIVAL¹



23,298

REGISTRATIONS ON ARRIVAL IN AUGUST 2023

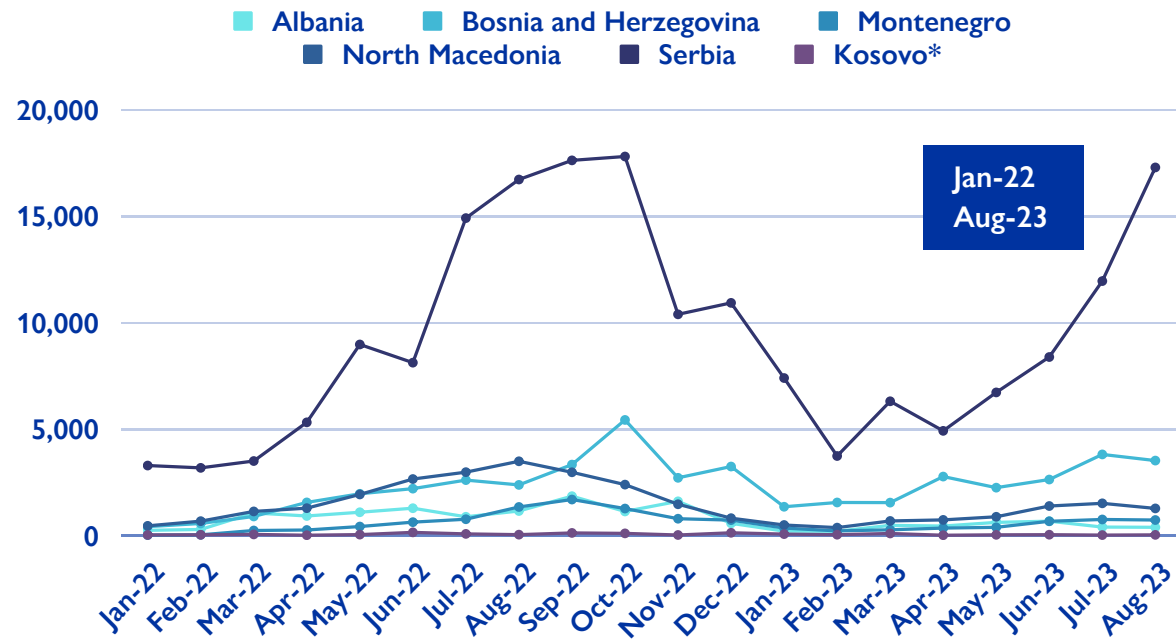
+8.4%

COMPARED TO JULY 2023

104,465

TOTAL REGISTRATIONS ON ARRIVAL IN 2023

TOTAL REGISTRATIONS ON ARRIVAL IN THE WESTERN BALKANS



* References to Kosovo shall be understood to be in the context of the United Nations Security Council Resolution 1244 (1999).

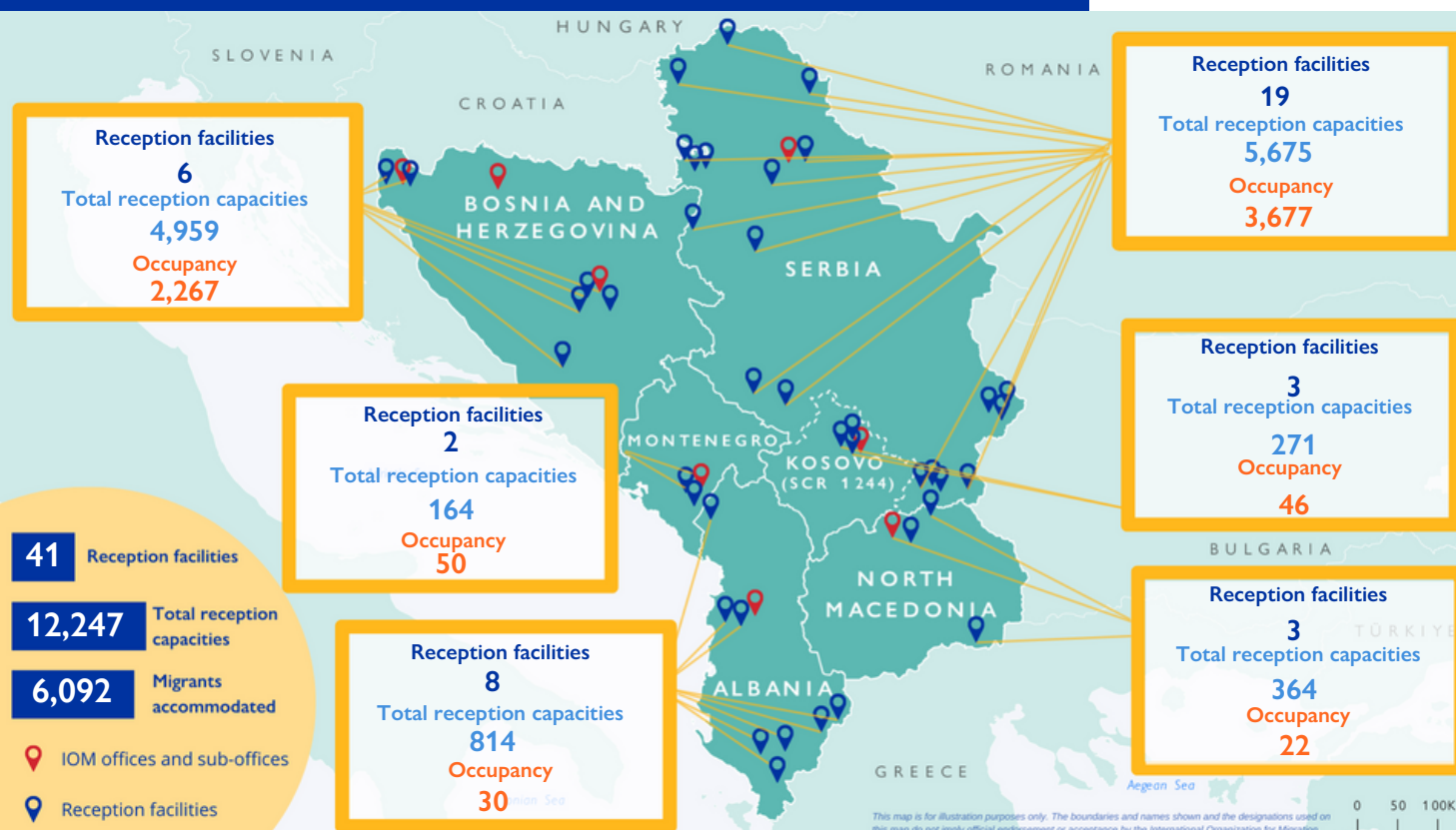
¹ "Registrations on arrival" refer to any interception and/or registration by an official authority of an irregular entry at the border, by sea, in airports, or on the territory.

² The data displayed in this brief is non-final and subject to consolidation. Please check the website below for more information: [Europe Arrivals](https://www.iom.int/Europe-Arrivals) | [Displacement Tracking Matrix \(iom.int\)](https://www.iom.int/Displacement-Tracking-Matrix).

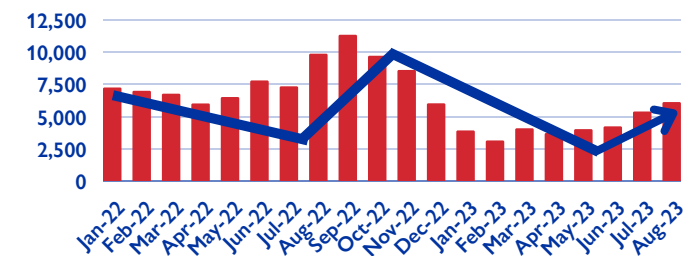
TOP 3 NATIONALITIES ON ARRIVAL IN AUGUST 2023^{3,4}

Albania	Syrian Arab Republic (25%) ↑ +21%	Pakistan (21%) ↓ -10%	Afghanistan (21%) ↓ -9%
Bosnia and Herzegovina	Afghanistan (51%) ↑ +1%	Morocco (26%) —	Iran (Islamic Republic) (4%) ↑ +1%
Montenegro	Afghanistan (47%) ↑ +2%	Pakistan (26%) ↑ +10%	Iran (Islamic Republic) (16%) ↑ +1%
North Macedonia	Syrian Arab Republic (39%) —	Morocco (32%) ↓ -5%	Afghanistan (9%) ↑ +3%
Kosovo*	Syrian Arab Republic (35%) ↑ +20%	Morocco (19%) ↓ -20%	Palestinian Territories (14%) ↑ +5%

MIGRANT RECEPTION FACILITIES - SNAPSHOT AUGUST 2023^{5,6}



TRENDS IN FACILITIES' OCCUPANCY



³ Data on nationalities on arrivals to Serbia is not available.

⁴ Percentage increases or decreases refer to changes in the percentage share of nationalities, and not in total numbers.

⁵ The data for Albania refer to the cumulative number of migrants registered in the existing structures in August by the Border and Migration Department within the Border Police of Albania.

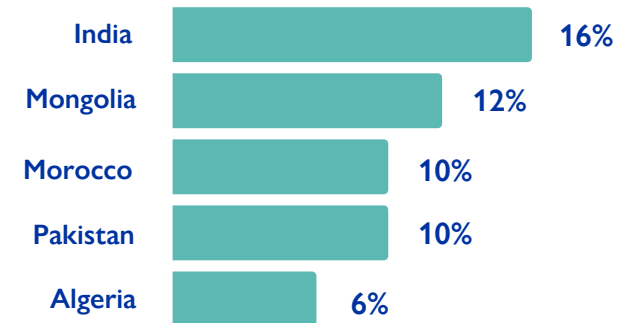
⁶ Based on the latest available data in August 2023.

VOLUNTARY RETURNS AND REINTEGRATION

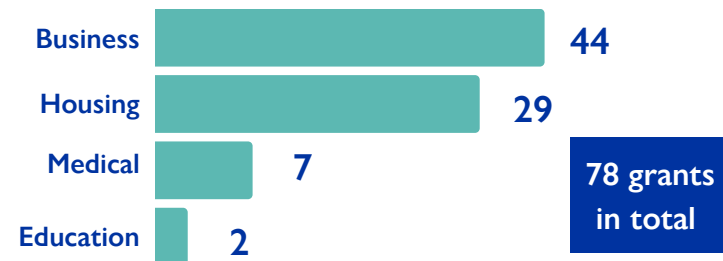
ASSISTED VOLUNTARY RETURNS FROM THE WESTERN BALKANS

	Albania	Bosnia and Herzegovina	Montenegro	North Macedonia	Serbia	Kosovo*	Total
Total returns in 2023	3	48	3	6	63	2	125
Total returns 2016 - 2022	15	1,324	111	106	1,115	41	2,712

TOP COUNTRIES OF RETURN IN 2023



NUMBER OF IN-KIND REINTEGRATION GRANTS IN 2023⁷



TOTAL NUMBER OF REACHED MIGRANTS IN AUGUST 2023



⁷ The total number of reintegration grants does not reflect the total number of grants per category as one reintegration package can include different categories.

IOM activities funded by:



Funded by the European Union



Norwegian Ministry of Foreign Affairs



Kingdom of the Netherlands



Ministry of Foreign Affairs and International Cooperation of Italy