











South Sudan

Mobility Tracking Round 14, April 2023

-  State
-  County

IDPs Individuals

-  0
-  1 - 1,000
-  1,001 - 10,000
-  10,001 - 20,000
-  20,001 - 30,000
-  30,001 - 60,000
-  > 60,000

-  70,000
-  Subset of IDP individuals (not previously abroad) present at time of assessment
-  Subset of IDP individuals present at time of assessment who were previously displaced abroad

10 counties accounting for most IDPs as of April 2023

County	IDPs Individual
Rubkona	270,344
Juba	162,654
Canal Pigi	104,779
Bor South	89,493
Malakal	74,597
Twic	68,754
Yei	61,199
Fangak	60,496
Awerial	56,034
Nyirrol	44,600

Disclaimer: This map is for illustration purposes only. Names and boundaries on this map do not imply official endorsement or acceptance by IOM.

