



DTM

IOM DISPLACEMENT TRACKING MATRIX

DISPLACEMENT DASHBOARD

BURUNDI APRIL 2018



PUBLICATION DATE: 16 MAY 2018

169,374 IDPs*

37,791 Displaced Households

*Internally Displaced Persons

ACCOMMODATION TYPES



53%

90,355

in host families



25%

42,143

in rented houses



20%

33,315

in empty and straw houses

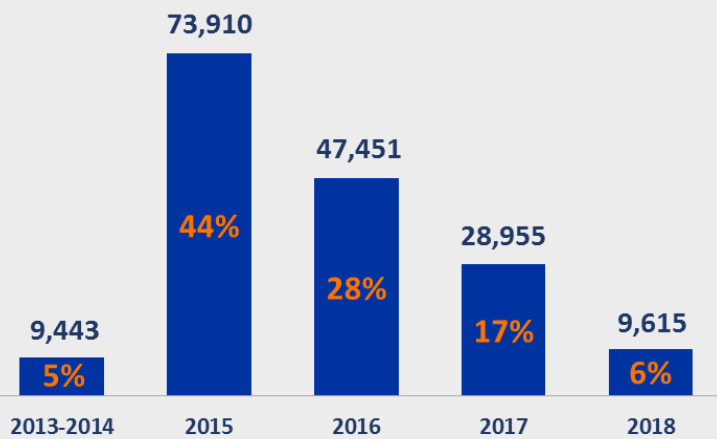


2%

3,561

in camps and collective sites

PERIODS OF DISPLACEMENT*



*Currently displaced IDPs

REASONS FOR DISPLACEMENT

Natural disasters

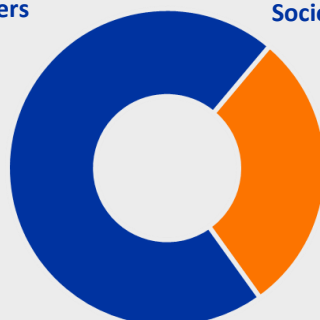
71%

119,693

Socio-political situation

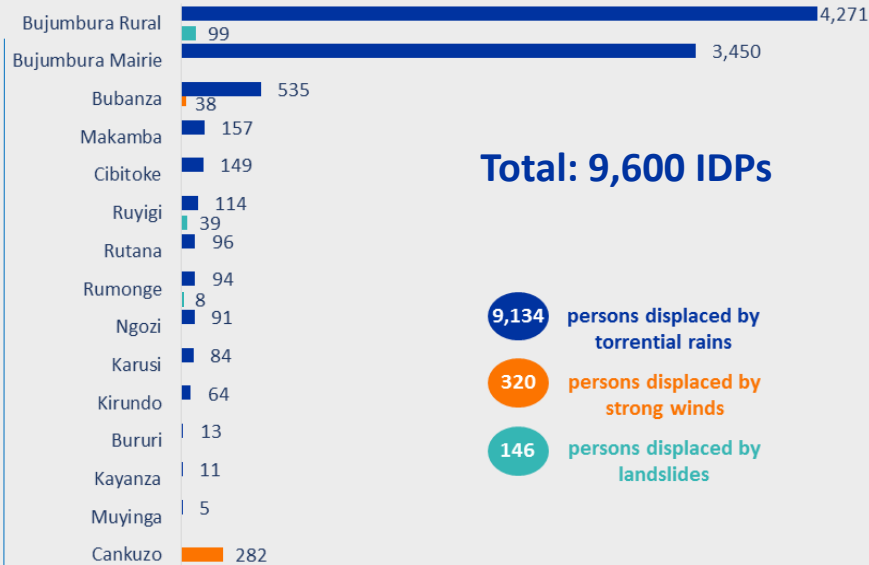
29%

48,867



* Other reasons: 814

EMERGENCY RELATED DISPLACEMENTS*

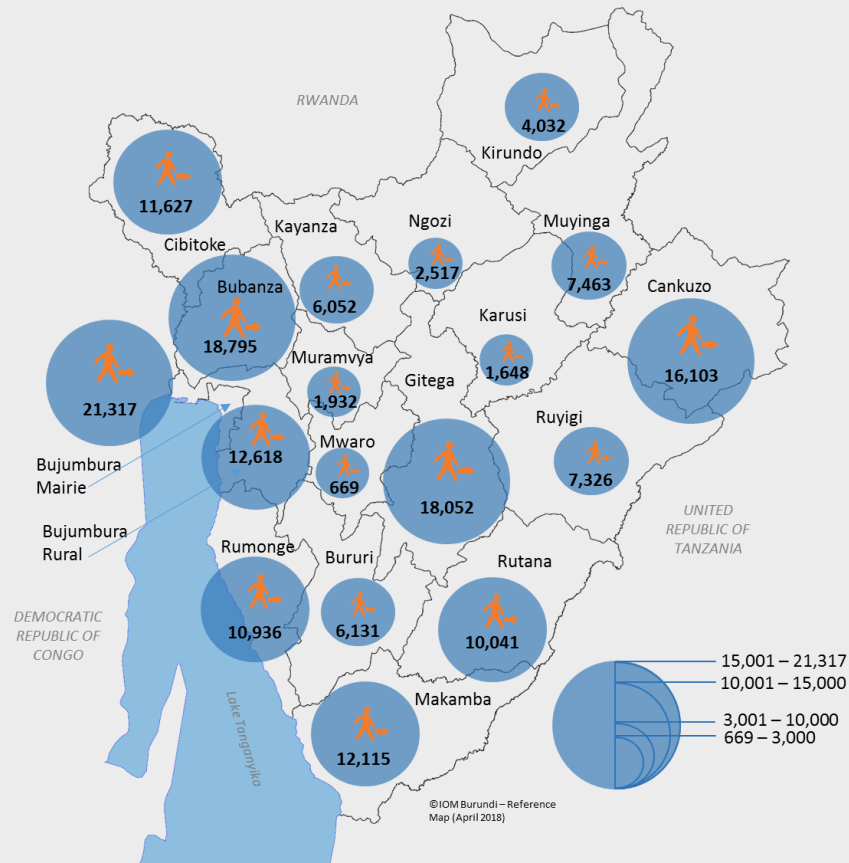


Total: 9,600 IDPs

- 9,134 persons displaced by torrential rains
- 320 persons displaced by strong winds
- 146 persons displaced by landslides

* Number of IDPs identified during DTM emergency tracking activities in April

PRESENCE OF IDPs BY PROVINCE



© IOM Burundi - Reference Map (April 2018)



USAID
FROM THE AMERICAN PEOPLE



Department for International Development



Schweizerische Eidgenossenschaft
Confédération suisse
Confederazione Svizzera
Confederaziun svizra

Swiss Agency for Development and Cooperation SDC



Contact: IOM Burundi, DTMBurundi@iom.int, Tel: +257 75400448 • Facebook: International Organization for Migration – Burundi • Twitter: @IOM_Burundi •

Site: www.displacement.iom.int/burundi

