

Publication Date: August 23, 2023

OVERVIEW

In July 2023, a total of 48,133 movements were observed across six of Ethiopia's flow monitoring points (FMPs). This represents a 12% decrease in daily average movements in comparison with June 2023 when an average of 1,754 movements per day were observed.

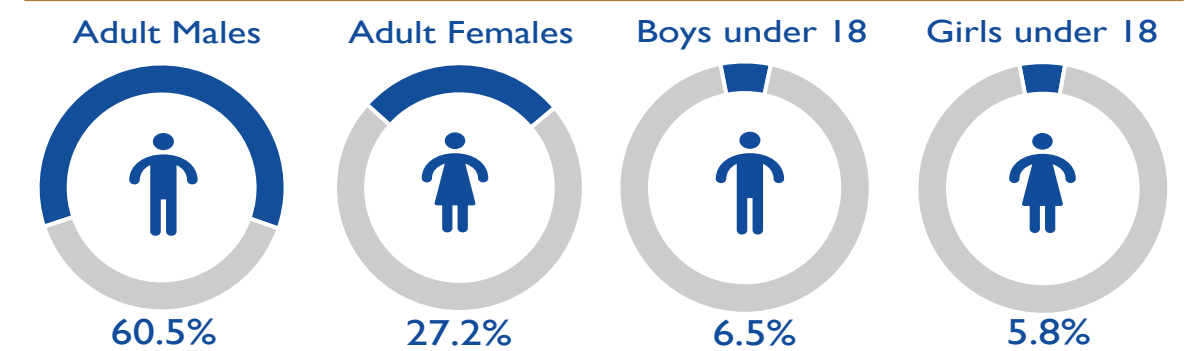
Outgoing movements (57.1%) during July have shown an increase while incoming movements (42.9%) have decreased compared to the previous month mainly due to decreased incoming flows from neighboring Sudan through the Metema and Kurmuk entry points. A total of 27,485 outgoing movements were observed of which 11,366 (41.4%) were heading towards Saudi Arabia, 7,163 (26%) were going to Kenya, 3,216 (11.7%) were travelling towards Somalia, 2,631 (9.6%) to Djibouti, 1,051 (3.8%) intending to reach Yemen, 879 (3.2%) heading to South Africa, and 321 (1.2%) to Sudan while remaining movements were travelling to other Southern African, Middle Eastern, European and North American countries.

At the same time, 20,648 incoming movements were observed, of which 15,712 (76.1%) had originated from Sudan mainly fleeing the conflict that started in April, while 1,893 (9.2%) came from Somalia, 1,500 (7.3%) from Kenya, 1,464 (7.1%) movements from Djibouti, and the remaining from Yemen, Sweden, Uganda and Germany. Most of these (47.9%) were Ethiopians, followed by Sudanese nationals (46%) fleeing the crisis in Sudan. Returning Ethiopians departed from Sudan (51%), Somalia (19%), Kenya (15%), Djibouti (14%), and the remaining travelled from Yemen, Sweden, Uganda and Germany.

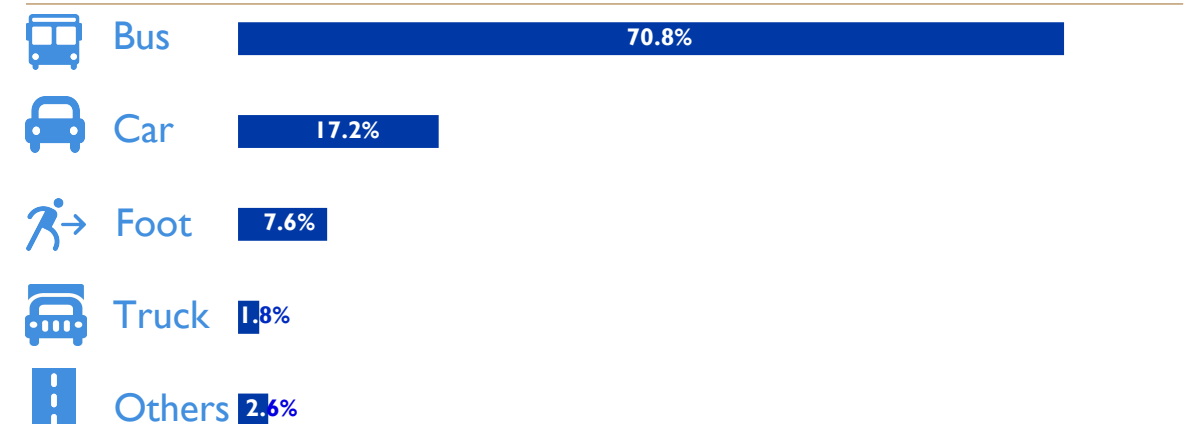
During the reporting month, economic reasons (47.9%) were the leading driver of movements followed by conflict (34.7%) and return (8.7%) while the remaining 8.7% were moving for several reasons including food insecurity and natural disasters. The decrease in conflict (-27.3%) induced movements can be attributed to the decreased inflows from Sudan via Metema and Kurmuk FMPs. However, movements due to economic reasons have shown an increase (+8.1%) this month when compared to the previous month.

In July 2023, there was a 12% decrease in daily average movements (1,553) compared to the preceding month (1,754) despite reports of ongoing conflict in Sudan. DTM flow monitoring has recorded 15,545 inflows fleeing the conflict from Sudan to Ethiopia through the Metema and Kurmuk FMPs during the reporting month which is a 28% decrease from the previous month. Sudanese nationals continue to be the majority (60.5%) of the arrivals from Sudan and make up the highest proportion of total arrivals this month followed by Ethiopian nationals (32%) returning home, Eritrean nationals (5%) and more than 30 other nationalities fleeing the crisis.

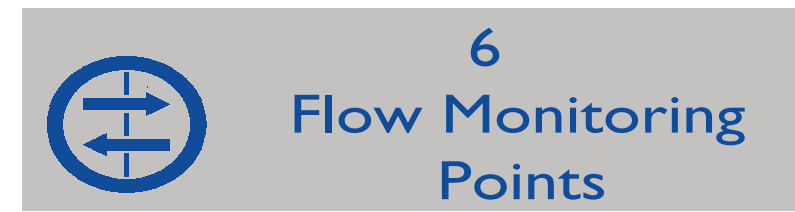
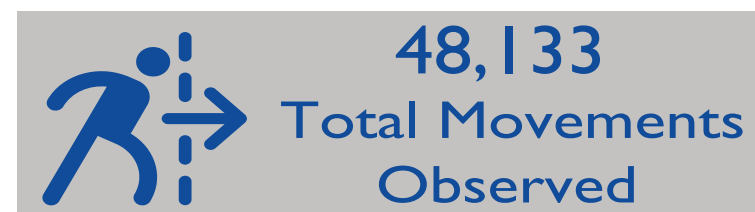
DEMOGRAPHICS



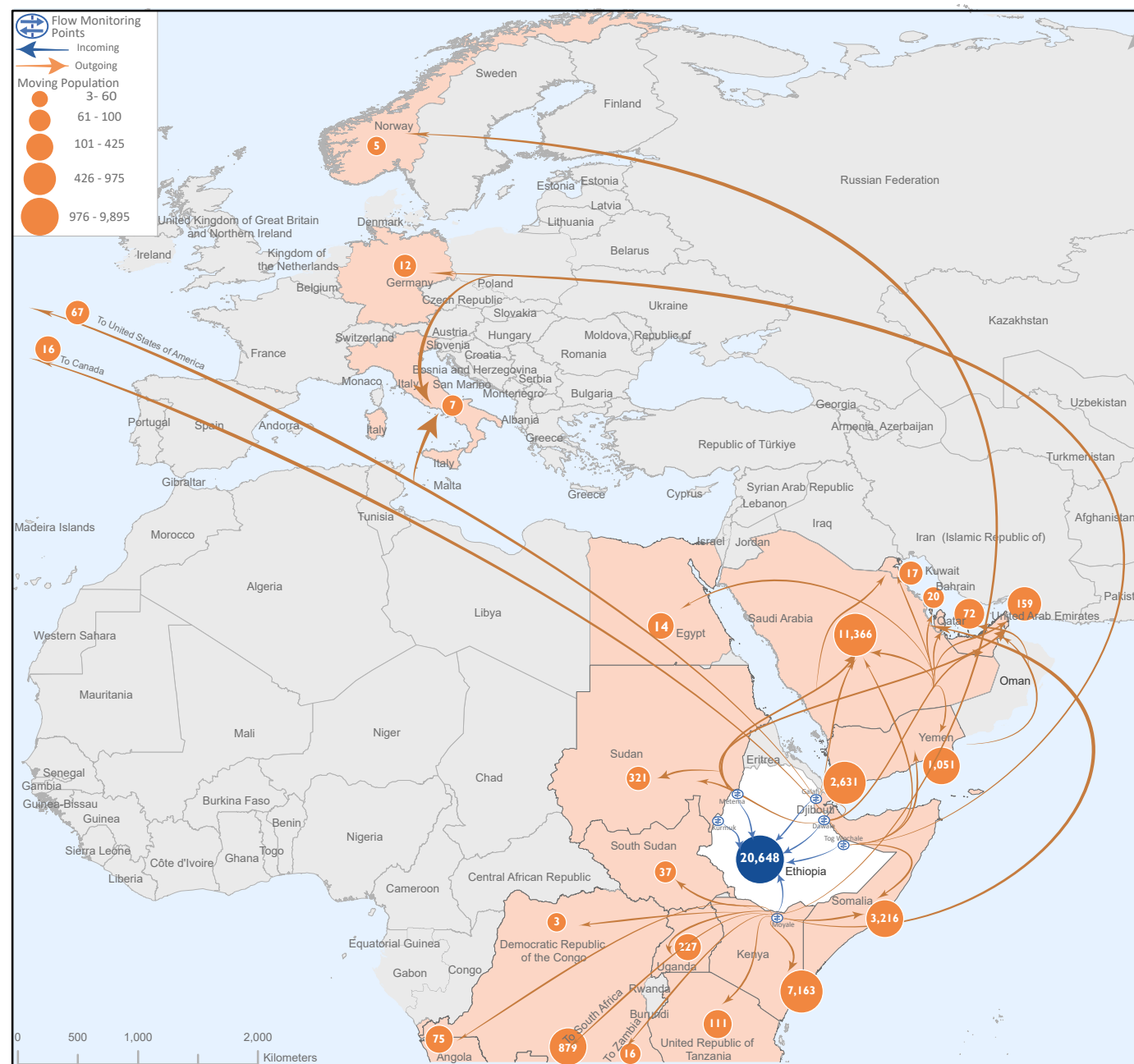
MEANS OF TRANSPORT



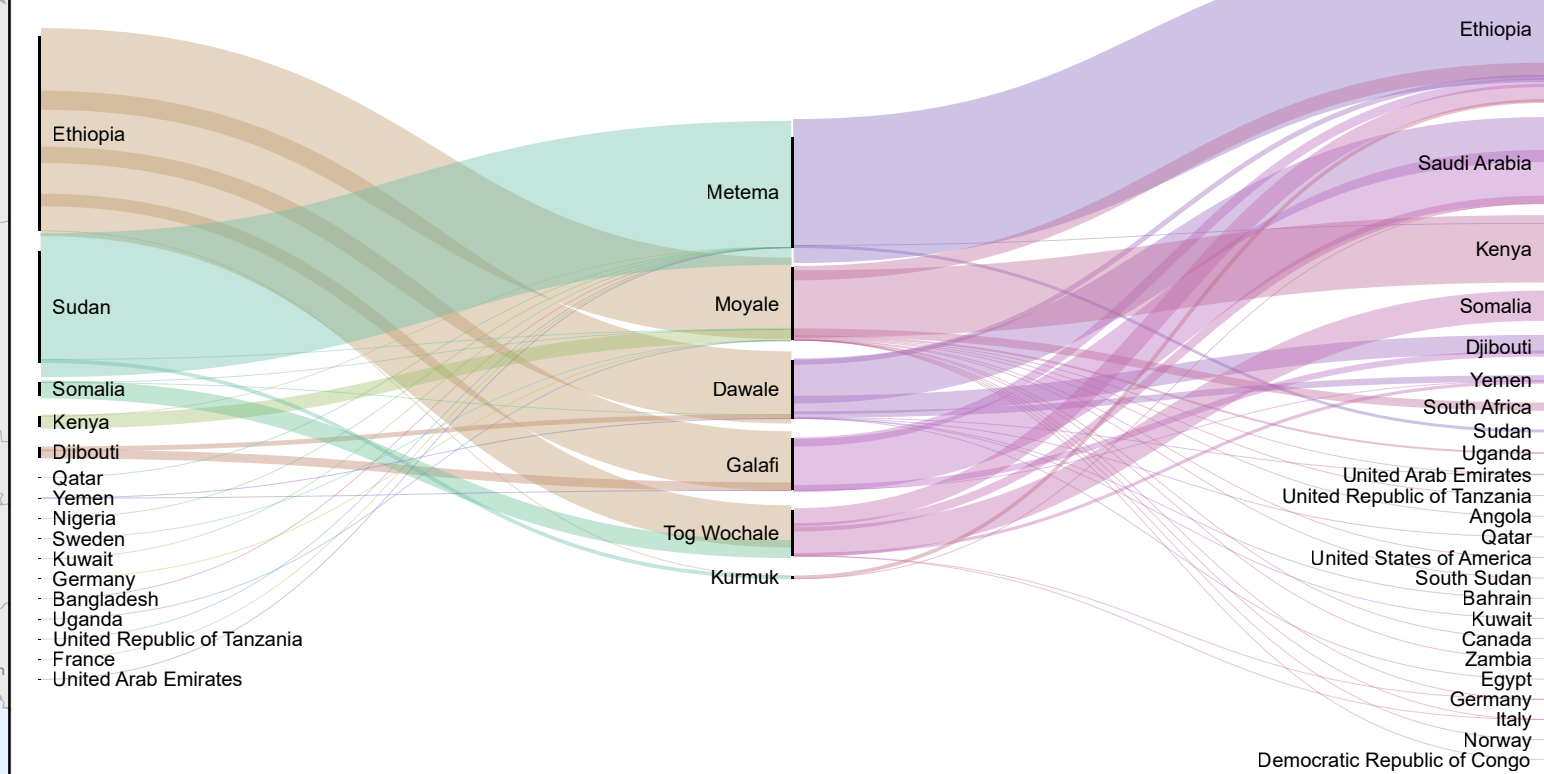
KEY FIGURES



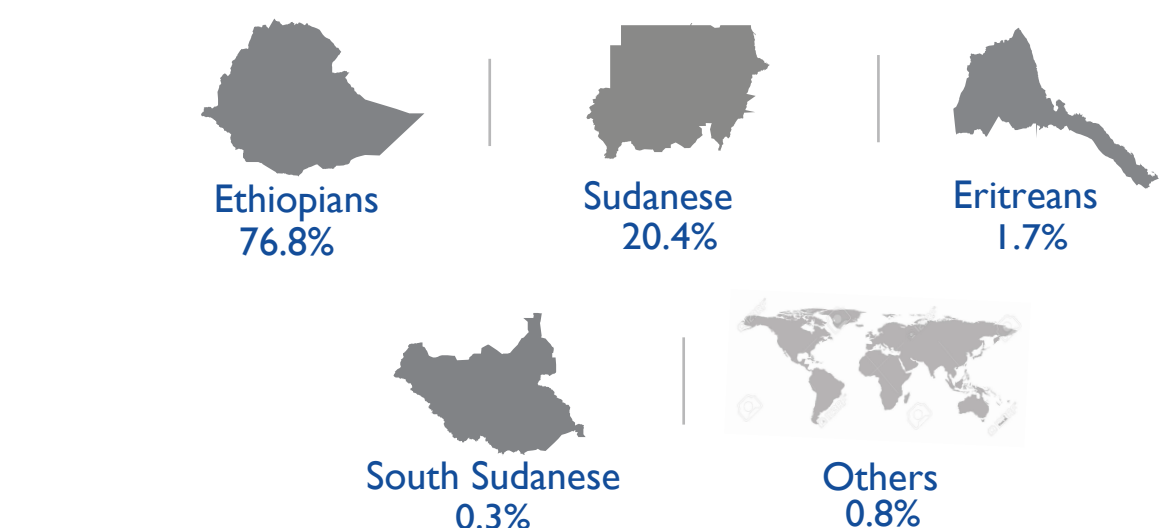
MOVEMENT ILLUSTRATION



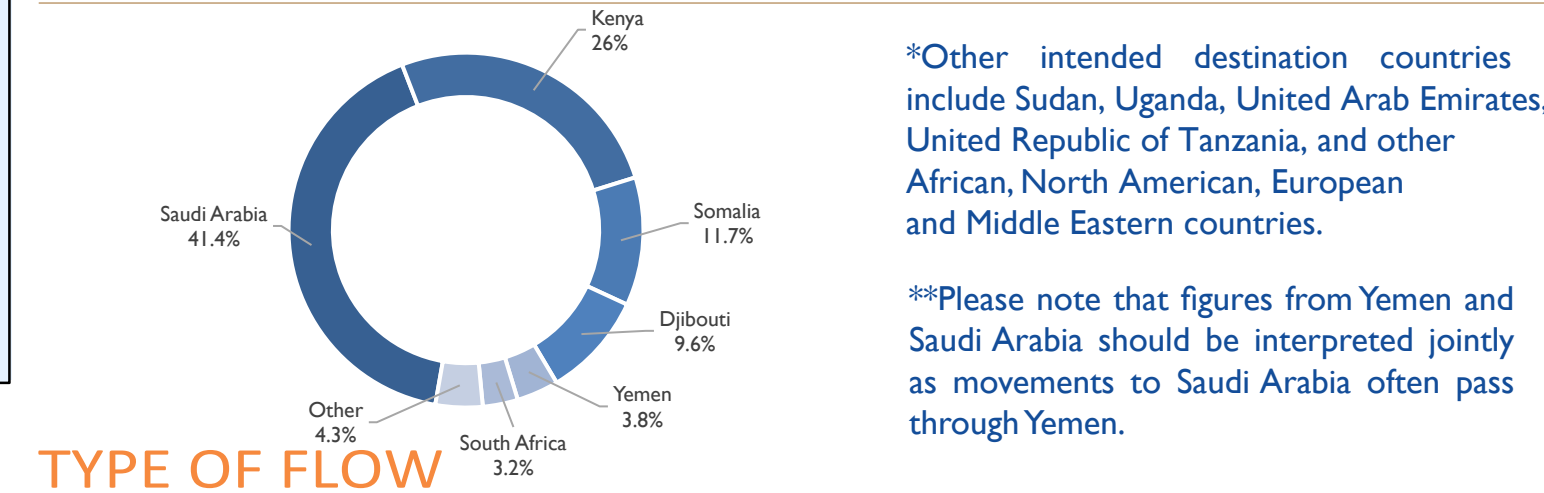
PLACES OF ORIGIN AND INTENDED DESTINATIONS VIA FLOW MONITORING POINTS



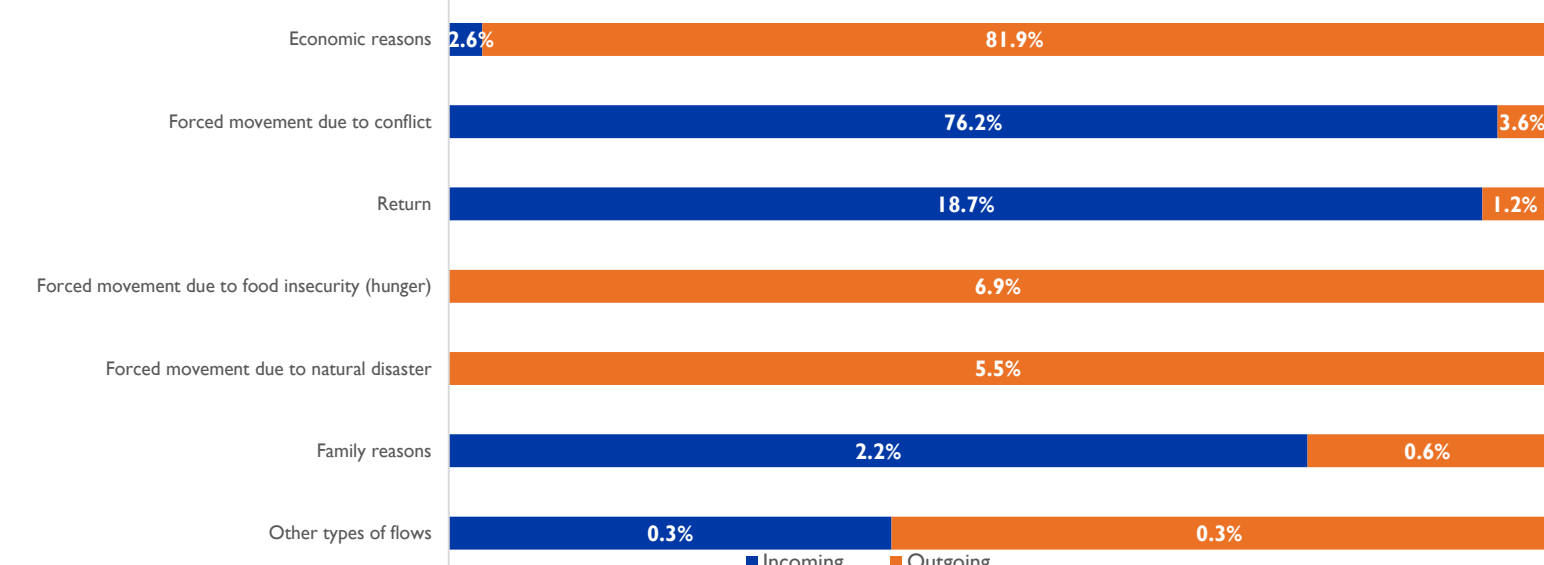
NATIONALITIES OF PEOPLE ON THE MOVE



INTENDED OUTGOING DESTINATIONS



TYPE OF FLOW



The following citation is required when using any data and information included in this information product:
"International Organization for Migration (IOM), July 2023. DTM Flow Monitoring Dashboard. IOM, Ethiopia."
For more information on terms and conditions of DTM information products, please refer to: <https://dtm.iom.int/terms-and-conditions>

Disclaimer: This map is for illustration purposes only. Names and boundaries on this map do not imply official endorsement or acceptance by IOM.
DATA SOURCES: DTM, OCHA, ESRI, UNDP