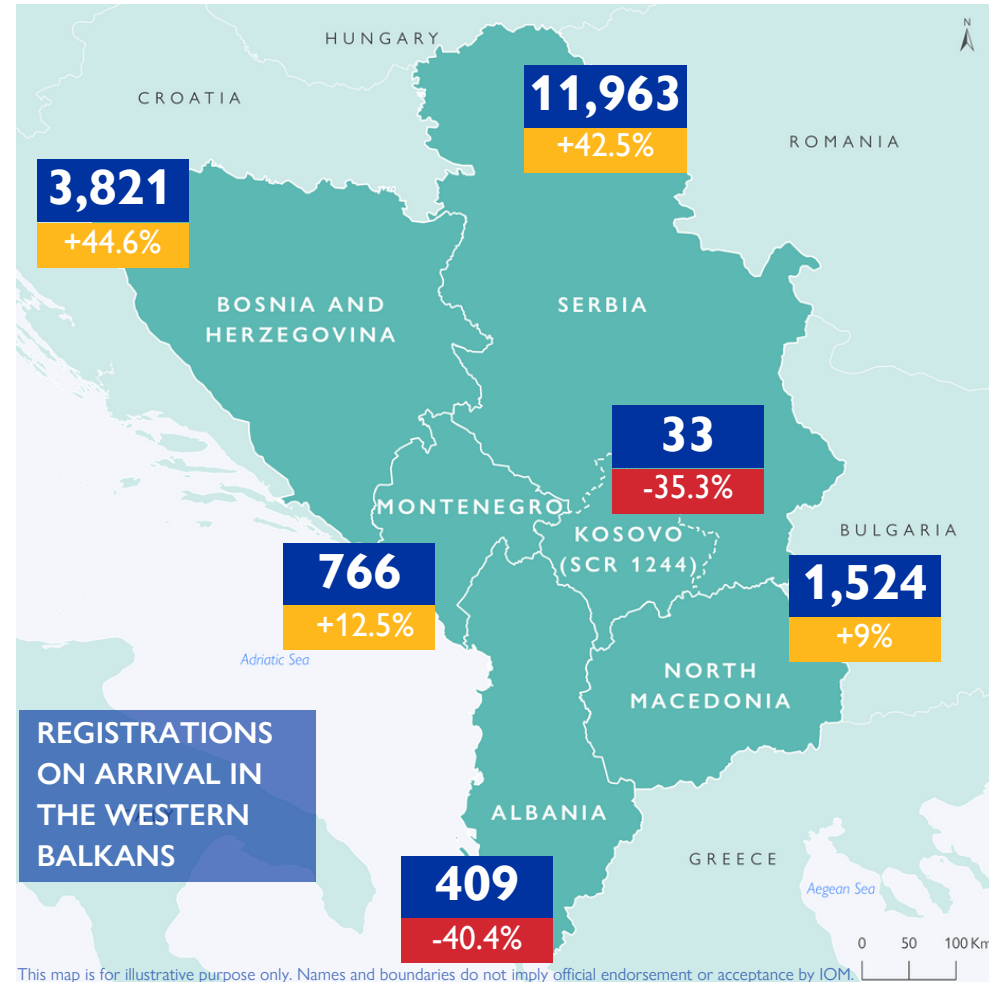


### REGISTRATIONS ON ARRIVAL<sup>1</sup>



# 18,516

REGISTRATIONS ON ARRIVAL IN JULY 2023

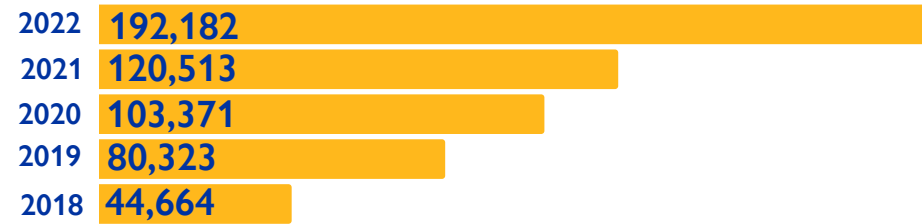
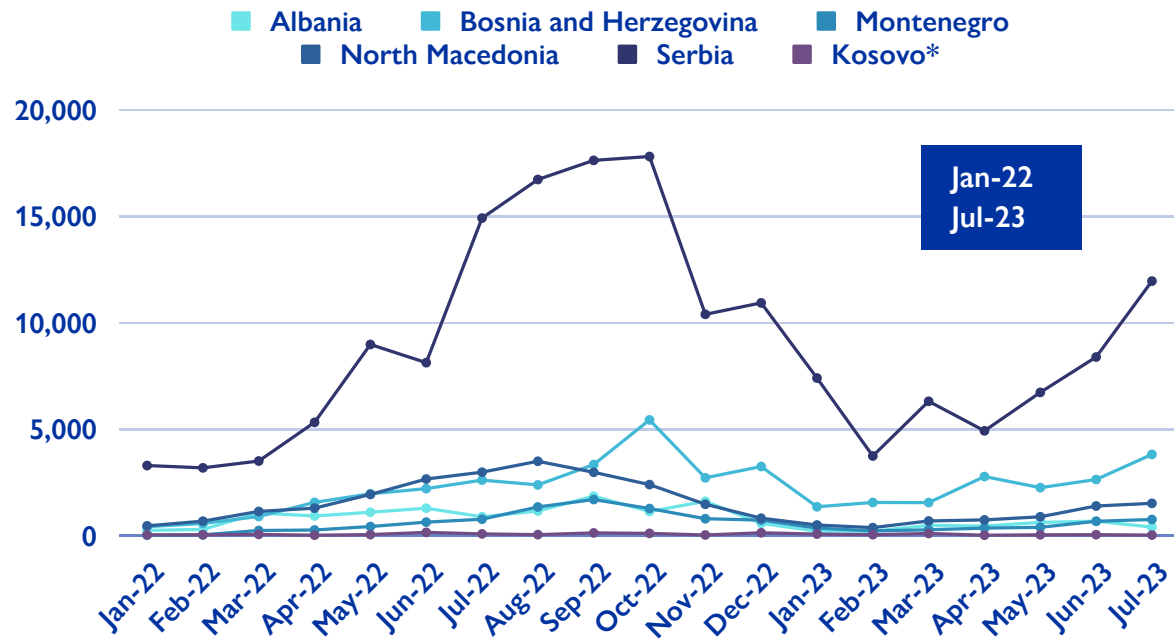
# +33.7%

COMPARED TO JUNE 2023

# 78,198

TOTAL REGISTRATIONS ON ARRIVAL IN 2023

### TOTAL REGISTRATIONS ON ARRIVAL IN THE WESTERN BALKANS



\* References to Kosovo shall be understood to be in the context of the United Nations Security Council Resolution 1244 (1999).

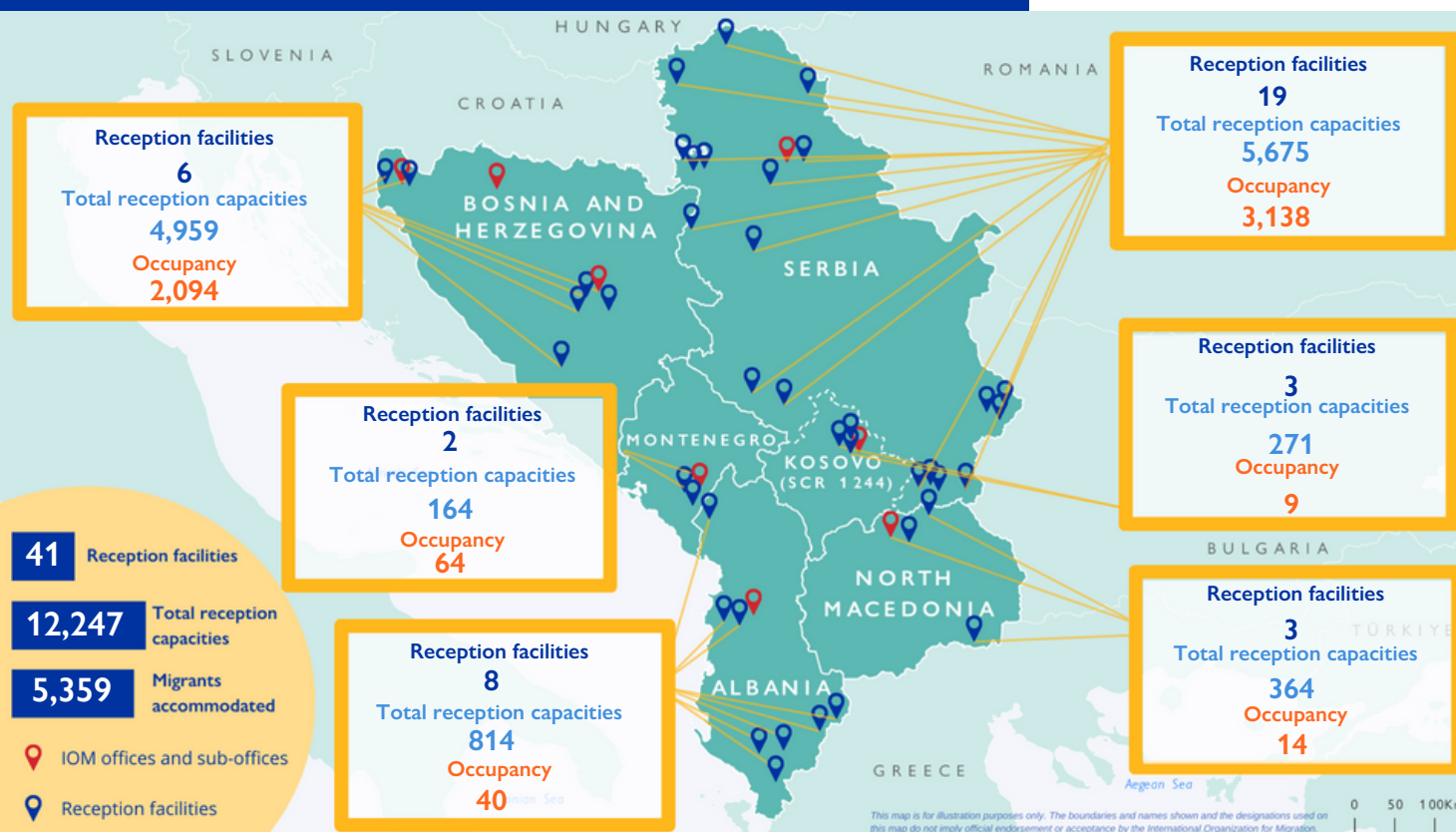
<sup>1</sup> "Registrations on arrival" refer to any interception and/or registration by an official authority of an irregular entry at the border, by sea, in airports, or on the territory.

<sup>2</sup> The data displayed in this brief is non-final and subject to consolidation. Please check the website below for more information: [Europe Arrivals | Displacement Tracking Matrix \(iom.int\)](https://www.iom.int/Europe-Arrivals-Displacement-Tracking-Matrix).

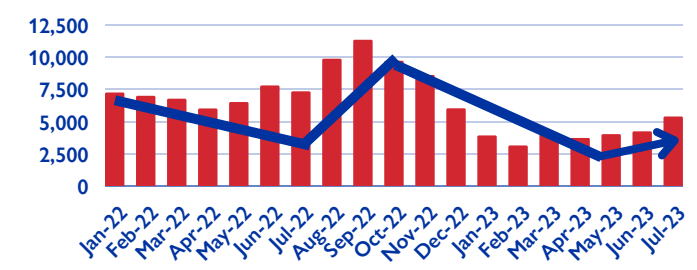
### TOP 3 NATIONALITIES ON ARRIVAL IN JULY 2023 <sup>3 4</sup>

<b>Albania</b>	Pakistan (31%) <span style="color: orange;">↑ +6%</span>	Afghanistan (30%) <span style="color: orange;">↑ +22%</span>	Iran (Islamic Republic) (12%) <span style="color: orange;">↑ +10%</span>
<b>Bosnia and Herzegovina</b>	Afghanistan (50%) <span style="color: orange;">↑ +9%</span>	Morocco (26%) <span style="color: orange;">↑ +4%</span>	Pakistan (5%) <span style="color: green;">—</span>
<b>Montenegro</b>	Afghanistan (45%) <span style="color: orange;">↑ +20%</span>	Pakistan (16%) <span style="color: blue;">↓ -3%</span>	Iran (Islamic Republic) (15%) <span style="color: orange;">↑ +9%</span>
<b>North Macedonia</b>	Syrian Arab Republic (39%) <span style="color: orange;">↑ +11%</span>	Morocco (37%) <span style="color: blue;">↓ -3%</span>	Afghanistan (6%) <span style="color: blue;">↓ -1%</span>
<b>Kosovo*</b>	Morocco (39%) <span style="color: blue;">↓ -6%</span>	Afghanistan (18%) <span style="color: orange;">↑ +18%</span>	Syrian Arab Republic (15%) <span style="color: blue;">↓ -14%</span>

### MIGRANT RECEPTION FACILITIES - SNAPSHOT JULY 2023 <sup>5 6</sup>



### TRENDS IN FACILITIES' OCCUPANCY



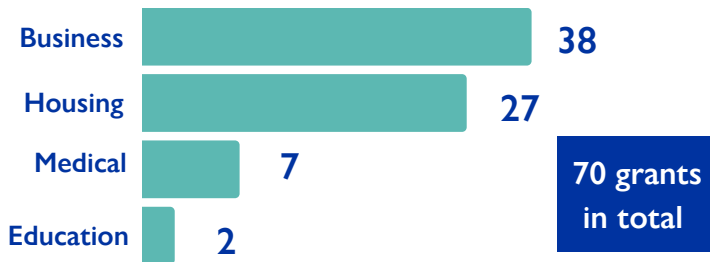
<sup>3</sup> Data on nationalities on arrivals to Serbia is not available.  
<sup>4</sup> Percentage increases or decreases refer to changes in the percentage share of nationalities, and not in total numbers.  
<sup>5</sup> The data for Albania refer to the cumulative number of migrants registered in the existing structures in July by the Border and Migration Department within the Border Police of Albania.  
<sup>6</sup> Based on the latest available data in July 2023.

### VOLUNTARY RETURNS AND REINTEGRATION

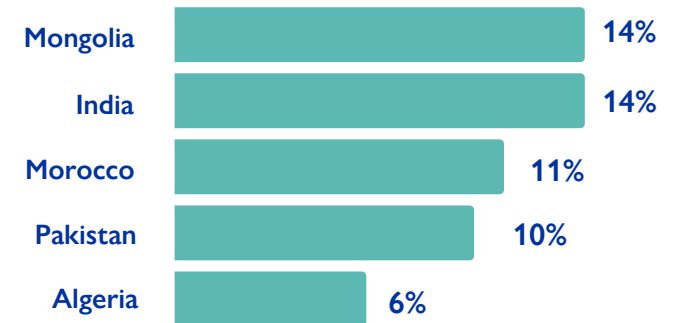
#### ASSISTED VOLUNTARY RETURNS FROM THE WESTERN BALKANS

	Albania	Bosnia and Herzegovina	Montenegro	North Macedonia	Serbia	Kosovo*	Total
Total returns in 2023	2	39	2	4	60	2	109
Total returns 2016 - 2022	15	1,324	111	106	1,115	41	2,712

#### NUMBER OF IN-KIND REINTEGRATION GRANTS IN 2023<sup>6</sup>



#### TOP COUNTRIES OF RETURN IN 2023



#### TOTAL NUMBER OF REACHED MIGRANTS IN JULY 2023



<sup>6</sup> The total number of reintegration grants does not reflect the total number of grants per category as one reintegration package can include different categories.

#### IOM activities funded by:



Funded by the European Union



Norwegian Ministry of Foreign Affairs



Kingdom of the Netherlands



Ministry of Foreign Affairs and International Cooperation of Italy