

IOM LIBYA MIGRANT REPORT

KEY FINDINGS

Round 47 (March - April 2023)



705,746
migrants in Libya

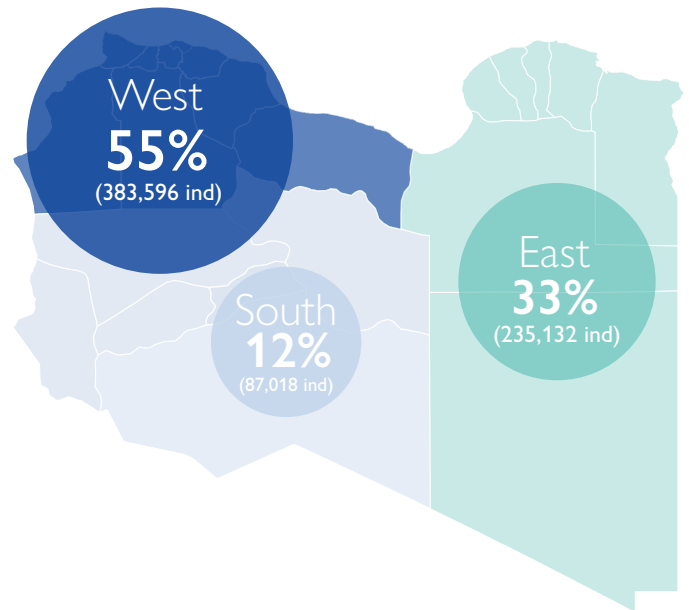


USD 920
migration journey cost
(average per person)

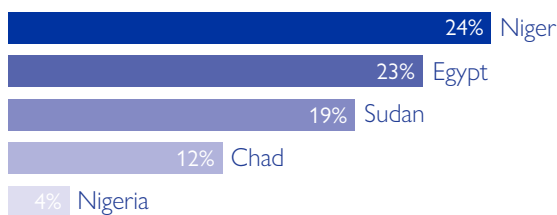


52%
of migrants reported
that the remittances
they send home are
the primary source
of income for their
household

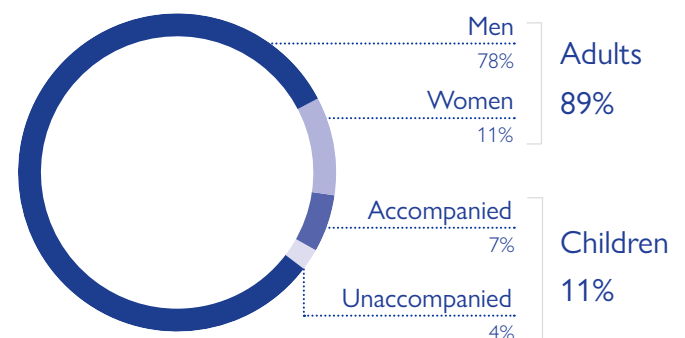
DISTRIBUTION OF MIGRANTS PER GEOGRAPHICAL AREAS



TOP 5 NATIONALITIES



DEMOGRAPHICS



Migrants were present in:

642 COMMUNITIES (MUHALLAS)
(out of 667)

100 MUNICIPALITIES (BALADIYAS)
(out of 100)

IOM Libya conducted:

2,169 INTERVIEWS WITH KEY INFORMANTS
(Mobility Tracking)

6,076 INTERVIEWS WITH MIGRANTS
(Flow Monitoring Surveys)