

Overall returnees through Torkham and Chaman since January 2018
8,278

For this reporting period **961** Interviews were conducted comprising of the following categories

- 81.1%** *Undocumented Families
- 16.5%** *Undocumented Individuals travelling with documented families
- 2.4%** *Undocumented Individuals Travelling Alone

- 75%** Individuals with no documents
Afghans who do not have any legal document (POR, ACC, VISA)
- 0%** Individuals with no Passport or Expired Visa
Afghans with expired visa or passport without visa
- 7%** Individuals with Tazkira
Afghan ID card that comes under the undocumented Afghans category
- 0%** Individuals with Expired POR Card
Proof of Registration (POR) cards that are expired before 2015
- 14%** Individuals with ACC
Individuals with Afghan Citizen Card (ACC)
- 4%** Individuals with ACC Token
Individuals who received token to obtain ACC



961 Undocumented Afghan individuals returned to Afghanistan through the **Torkham and Chaman/Spin Boldak border**. **491** individuals used the **Torkham border** crossing whilst **470** individuals crossed through **Chaman / Spin Boldak border**.

WHO IS AN UNDOCUMENTED AFGHAN

- Individuals with No Documents
- Individuals with No Passport or Lapsed Visa
- Individuals with Tazkira
- Individuals with Expired POR Card
- Individuals with ACC Card
- Individuals with ACC Token

RESPONDENT'S PROFILE

Respondents by Gender
 65% Male, 35% Female

Age Group of Respondents

Age Group	Gender	Total %
5 - 17 Yr		4%
18 - 59 Yr		86%
60 + Yr		10%

RETURNEE'S PROFILE

Age-Gender Disaggregation (Individuals)

Total Female: 54.1%, Total Male: 45.9%

Age Group	Female %	Male %
60+ Yr	2.4%	1.8%
18-59 Yr	22.5%	15%
5 - 17 Yr	17.1%	18.9%
0 - 4 Yr	12.1%	10.1%

VULNERABLE CASES

Overall **10%** individuals were identified as vulnerable during this reporting period.

- Elderly Members: 41%
- Disable Persons: 7%
- Chronically ill persons: 30%
- Pregnant Women: 4%
- Female Headed Household: 3%
- Widows + Other: 15%

* Other include 1% mentally ill vulnerable cases.

TRANSPORT & ASSETS

Overall **144** vehicles crossed from **Torkham and Chaman/Spinboldak Borders**. Majority of the returnees used **Trucks and Pick ups (42% and 35%)** to return to Afghanistan. **Cash & house hold items** were reported as top priority assets for migrants returning to Afghanistan.

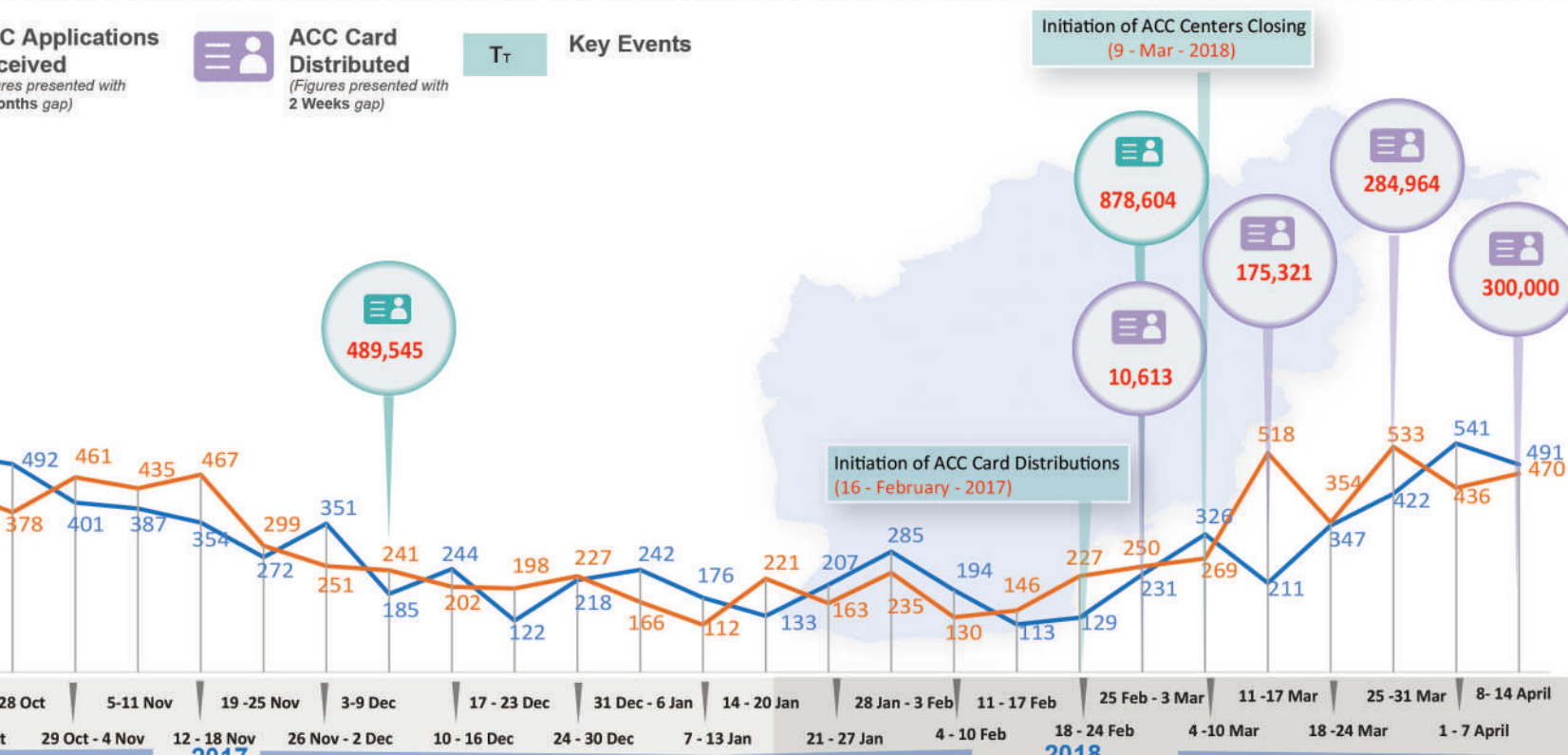
*** % of Households travelling with assets to Afghanistan**

Border	Household Items or Personal Belongings	Productive Assets	Families Carrying Cash	Livestock	Own Transportation
Torkham	100%	38%	50%	5%	0%
Chaman	89%	68%	98%	6%	18%

Transport type Summary

Transport Type	Percentage	Average Individuals per Vehicle
Truck	42%	11
Pickup	35%	8
Bus	23%	6
Rented Car	0%	6
By Foot	0%	1

RETURNS & ACC CARD DISTRIBUTION





PUSH AND PULL FACTOR RECORDED BASED ON RETURNEES RESPONSE

Push factors: Factors which discourage undocumented Afghan nationals from staying in host country.

PUSH FACTORS

- Economic Factors
- Afraid of Being Deported
- Camp Closure
- Returning Home
- Undocumented

PULL FACTORS

- Improvement in Security Situation
- Availability of Assistance in Afghanistan
- Reunion with Family and Relatives
- Own Country

Pull factors: Factors which encourage undocumented Afghan nationals to return to their country of origin.

In **Torkham**, 'Returning Home' is trending slightly downwards and **67%** (decrease of 3 percentage points compared to last week). 'Economic Factors' is also trending downwards, and **63%** (decrease of 8 percentage points compared to last week) cited this as a push factor. 'Afraid of Being Deported' is trending upwards and **53%** of the respondents cited this as a push factor (increase of 12 percentage points compared to last week). 'Lack of Documentation' is trending slightly upwards and **5%** of the respondents cited this as a push factor (increase of 3 percentage points compared to last week). Whereas **2%** of the respondents cited 'Camp Closure' as a push factor (increase of 1 percentage points) at Torkham.

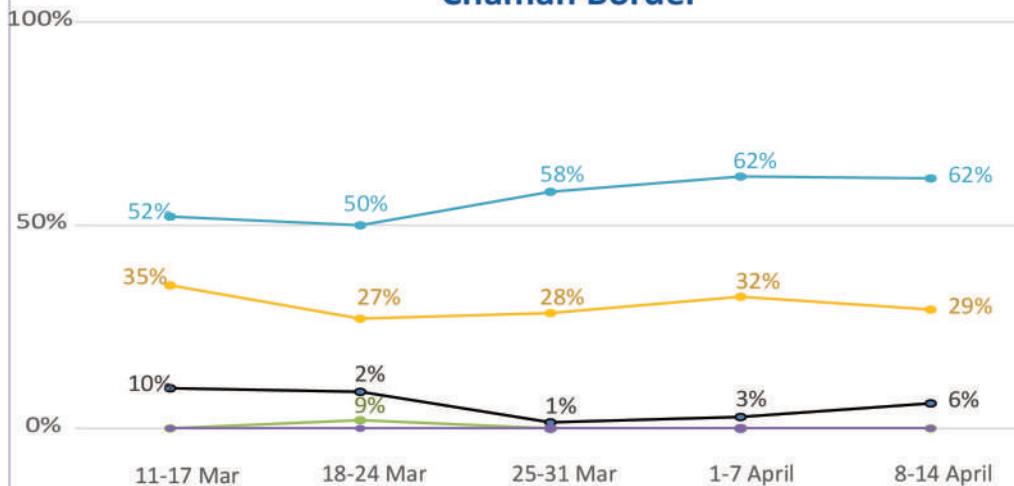
In **Chaman**, 'Returning Home' is trending upwards, and **62%** of the respondents cited this as a push factor (increase of 4 percentage points compared to last week). 'Afraid of Being Deported' is slightly downwards and **29%** of the respondents cited this as a push factor (decrease of 3 percentage points compared to last week). 'Economic Factors' is trending slightly upwards and **6%** of the respondents reported this as a push factor (increase of 3 percentage points). Whereas none of the respondents cited 'Lack of Documentation' or 'Camp Closure' as a push factor at Chaman.

The indicator rated as the main pull factor for both border crossing points was 'Own Country'. For **Torkham**, **96%** of the respondents reported this as a key concern, whereas in **Chaman**, this was reported by **71%** of the respondents. The second highest concern was 'Reunion with Family / Relatives' which was at **80%** for Torkham and at **25%** for Chaman.

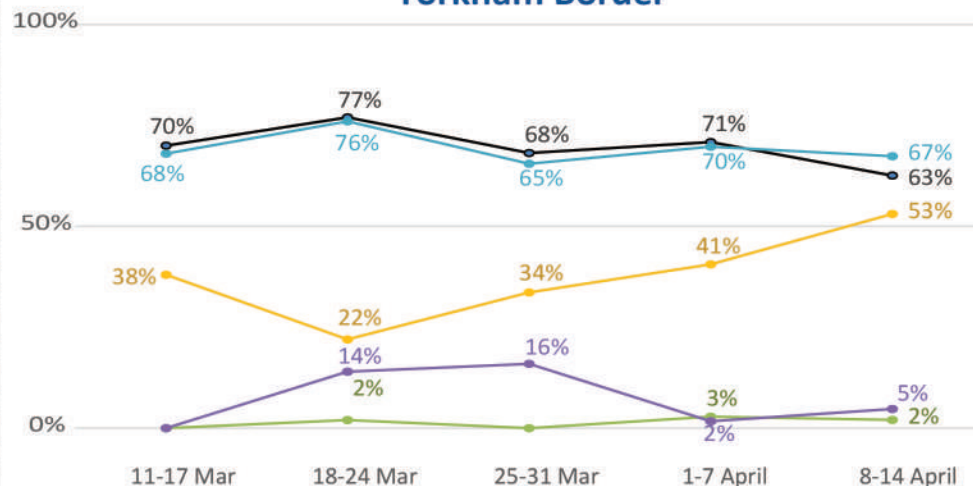
Further in **Torkham**, **3%** & in **Chaman**, **5%** of the respondents reported 'Availability of Assistance in Afghanistan' as a pull factor respectively. Whereas none of the respondents reported 'Improvement in Security Situation' as a pull factor.

PUSH Factors (Weekly Trend)

Chaman Border



Torkham Border



Economic Factors → Afraid of Being Deported → Camp Closure → Returning Home → Undocumented

Top three ranked destinations in Afghanistan, preferred by returnees

Selected destinations are the top ranked provinces based on the PUSH Factors responses' collected by field team.

RANK 1
Kabul



RANK 2
Nangarhar

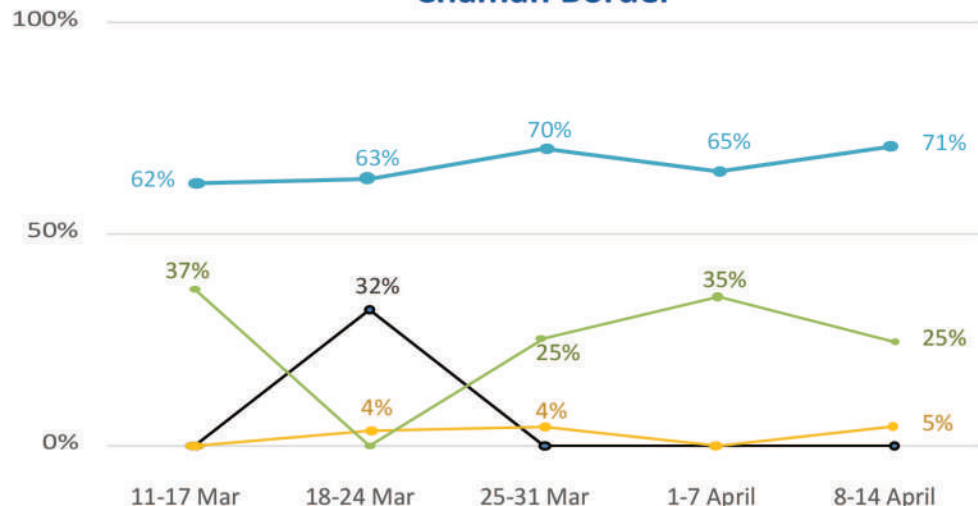


RANK 3
Kandahar

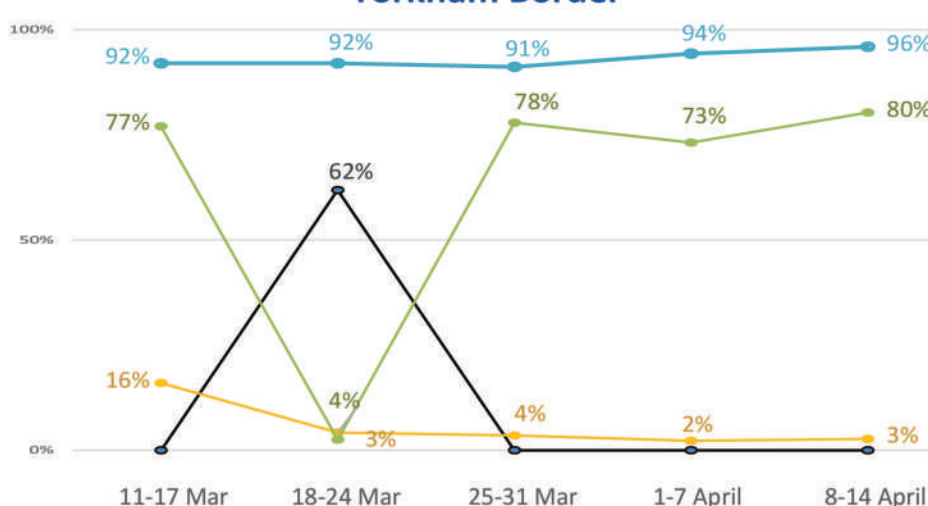


PULL Factors (Weekly Trend)

Chaman Border



Torkham Border



Improvement in Security Situation → Availability of Assistance in Afghanistan → Reunion with Family and relatives → Own Country

Top three ranked destinations in Afghanistan, preferred by returnees

Selected destinations are the top ranked provinces based on the PULL Factors responses' collected by field team.

RANK 1
Kabul



RANK 2
Nangarhar



RANK 3
Kandahar



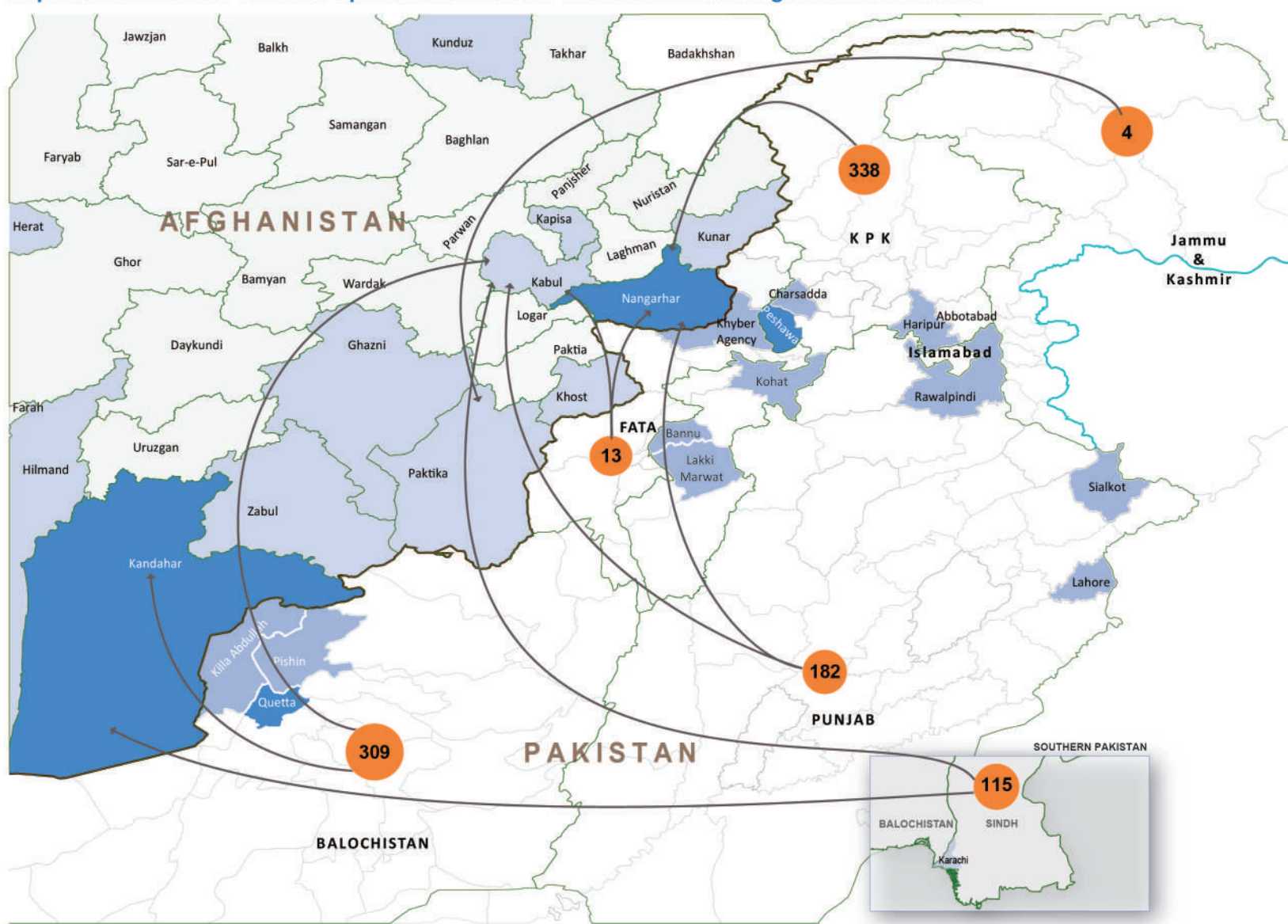


Flow Monitoring - Spontaneous Returns of Undocumented Afghans from Pakistan

8th April - 14th April, 2018

HIGH RETURN AREAS

Population Movement Trend for Spontaneous Returns of Undocumented Afghans from Pakistan



The **top 5 destination** provinces for returns are

- Kandahar (25%)
- Kabul (21%)
- Nangarhar (15%)
- Kunduz (8%)
- Ghazni (5%)




The largest **proportion of returns** are from:

- Khyber Pakhtunkhwa (35.2%)
- Balochistan (32.1%)
- Punjab (18.5%)
- Sindh (11.9%)
- FATA (1.3%)
- Jammu & Kashmir (0.5%)

Data Source: Population Census Organization, UNOCHA

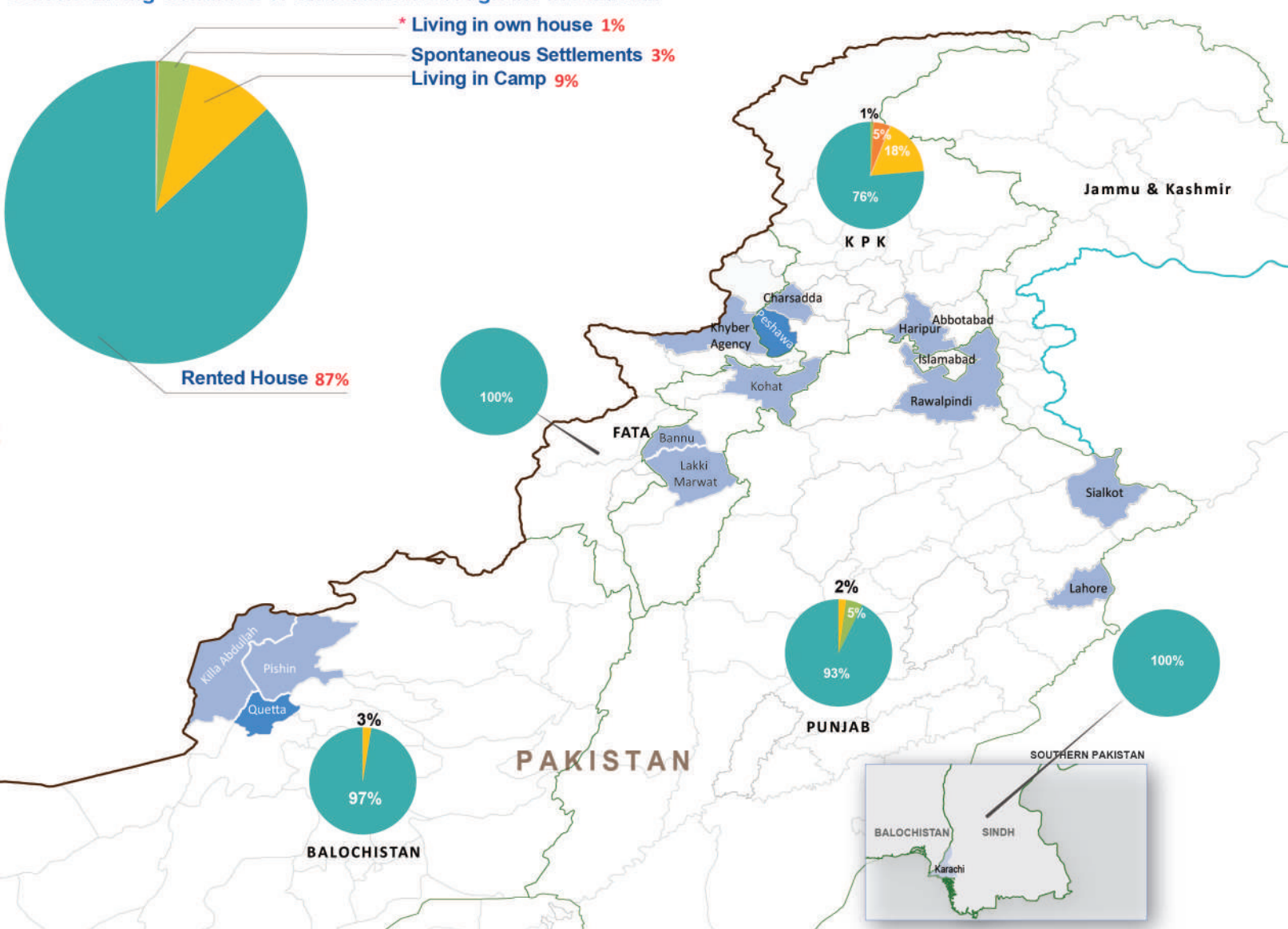
Disclaimers: The designations employed and the presentation of material on this map do not imply the expression of any opinion whatsoever on the part of the Secretariat of the United Nations concerning the legal status of any country, territory, city or area or of its authorities, or concerning the delimitation of its frontiers or boundaries. The dotted line represents approximately the line of control between India and Pakistan. The final status of Jammu and Kashmir has not yet been agreed upon by the parties.

Please note: The boundaries and names shown and the designations used on this map do not imply official acceptance or endorsement by IOM.



LIVING CONDITION IN PAKISTAN

Current Living Condition of Undocumented Afghans in Pakistan



Overall 87% of Undocumented Afghans residing in Pakistan live in **rented houses**, followed by **9%** in **camps**, whereas the remaining **4%** comprise of families that live in **spontaneous settlements** and / or in their own house.

There is a significant difference at the provincial level, where for example **100%** of undocumented Afghan families residing in **Sindh**, and **FATA** live in **rented houses**, in comparison to **97%** for **Balochistan**, **93%** for **Punjab** and **78%** for **KPK**.

It was observed that in **KPK 18%** of undocumented Afghans live in **camps**, followed by **3%** in **Balochistan**, and **2%** in **Punjab**. However **Sindh** and **FATA** reported no families living in **camps**.

Data Source: Population Census Organization, UNOCHA

Disclaimers: The designations employed and the presentation of material on this map do not imply the expression of any opinion whatsoever on the part of the Secretariat of the United Nations concerning the legal status of any country, territory, city or area or of its authorities, or concerning the delimitation of its frontiers or boundaries. The dotted line represents approximately the line of control between India and Pakistan. The final status of Jammu and Kashmir has not yet been agreed upon by the parties.

Please note: The boundaries and names shown and the designations used on this map do not imply official acceptance or endorsement by IOM.



* The Response for "Own House" relates to the fact that land/house is bought in the name of Pakistani relatives.