

OVERVIEW

IOM Pakistan collects data on the outflows of undocumented Afghan migrants at the Torkham and Chaman border crossing points in an effort to better understand the migration movements of undocumented Afghan migrants returning to Afghanistan from Pakistan.

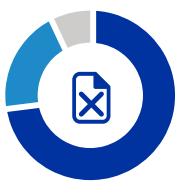
Between 4 and 17 June 2023, 4,276 undocumented Afghan nationals spontaneously returned to Afghanistan, including 1,757 through the Torkham border point and 2,519 through the Chaman border point. Border authorities facilitated the return of 189 individuals due to the lack of legal documentation to remain in Pakistan. Therefore, information about these individuals are not included in the count. Although IOM identified 38,180 undocumented Afghan returnees (between 1 January - 17 June 2023) at two border crossings, this may not reflect the total number of undocumented Afghan returnees. Moreover, for this study, only the head of household or representative of the family were interviewed. This means that the number of interviews conducted by the enumerators is lower than the number of returnees recorded by IOM. Between 4 and 17 June 2023, IOM interviewed 219 respondents.

HIGHLIGHTS

- The top 3 challenges returnees expect to face in Afghanistan are: arranging for livelihoods, finding income opportunities and settling into a new city.
- During the reporting period, 5 per cent of returnees were categorized as vulnerable persons.<sup>1</sup>
- The primary occupations reported by returnees were: unskilled labor (68%), skilled labor (20%), business (10%) and salaried job (2%).
- All returnees were carrying personal belongings and household items when interviewed. They also travelled with additional items, such as cash (97%) and productive assets (agriculture tool/seeds, rickshaw, sewing machines, etc.; 86%).
- The average cost of travelling from Pakistan to Afghanistan reported was PKR 53,107 (USD 185 as of 17 June 2023) per family.
- The modes of transportation used by the returnees from their original location to the border and from the border to their destination, were: truck (48%), pick up truck (46%) and bus/rented car (5%).

38,180 UNDOCUMENTED AFGHAN RETURNEEs AT TORKHAM AND CHAMAN (BETWEEN 1 JANUARY - 17 JUNE 2023)

DISTRIBUTION OF UNDOCUMENTED RETURNEEs BETWEEN 4 TO 17 JUNE



Undocumented family	73%
Family/Individual holding Afghan Citizenship Card (ACC)	20%
Undocumented individual travelling with documented family	7%

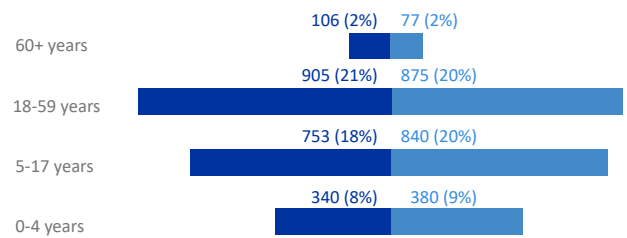
PUSH FACTORS



Unable to pay utilities	33%
Unable to pay house rent	33%
No employment	22%
Business reason	7%
Fear of arrest/deportation	5%

AGE AND GENDER

FEMALE 49% MALE 51%

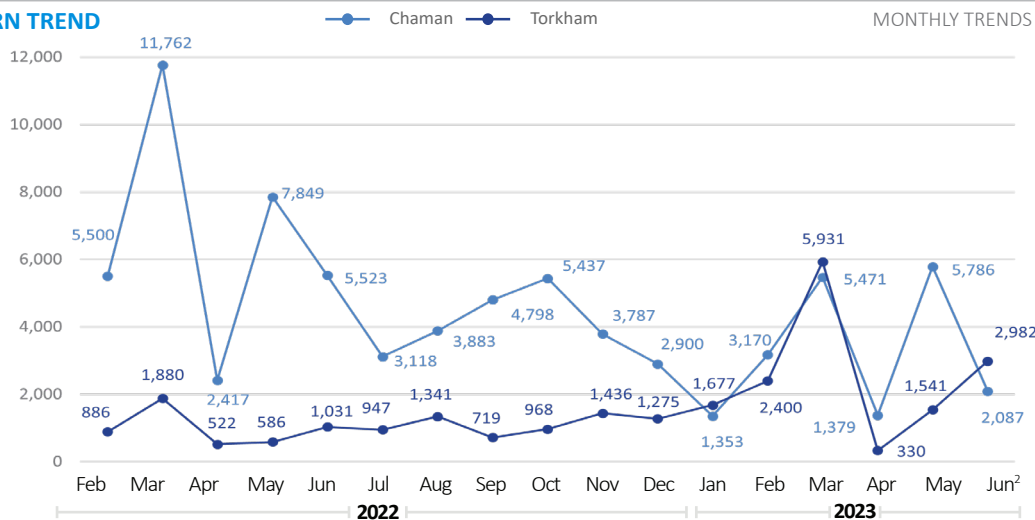


PULL FACTORS



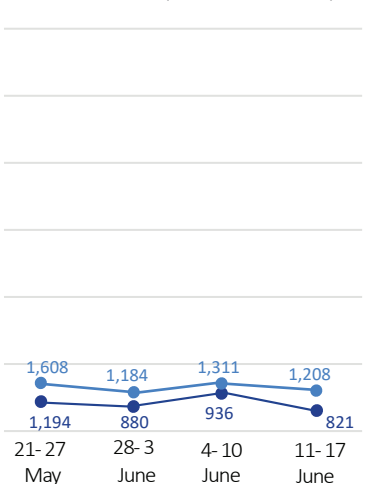
Availability of assistance	55%
Family reunion	39%
Improvement in security situation	6%

RETURN TREND



MONTHLY TRENDS

WEEKLY TRENDS (LAST FOUR WEEKS)

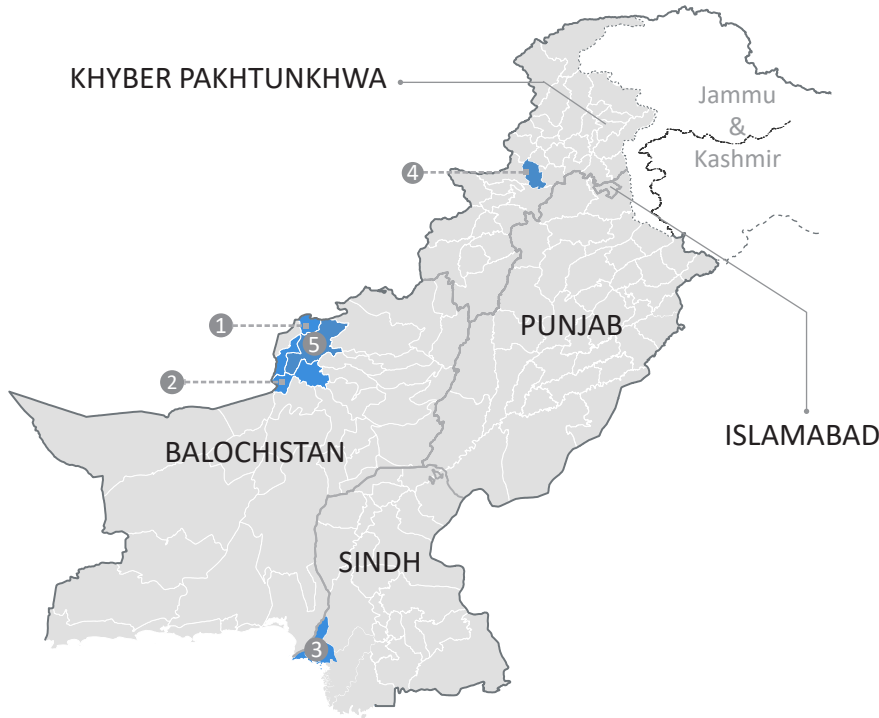


<sup>1</sup> Vulnerable persons include: persons with physical disability, those who need medical attention, pregnant women, elderly persons, unaccompanied minors, drug addicts, mentally ill persons and widowed persons.  
<sup>2</sup> The number represented on the graph covers the period until 17 June 2023

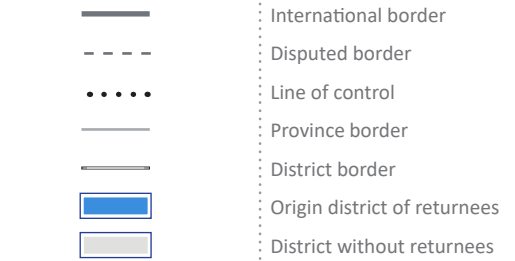
SETTLEMENT TYPE LEGEND



DISTRICTS OF ORIGIN IN PAKISTAN OF RETURNEES



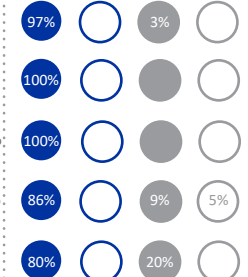
LEGEND



ORIGIN DISTRICT

1. Killa Abdullah.....	32%
2. Quetta .....	29%
3. Karachi Central.....	11%
4. Peshawar.....	10%
5. Pishin.....	9%

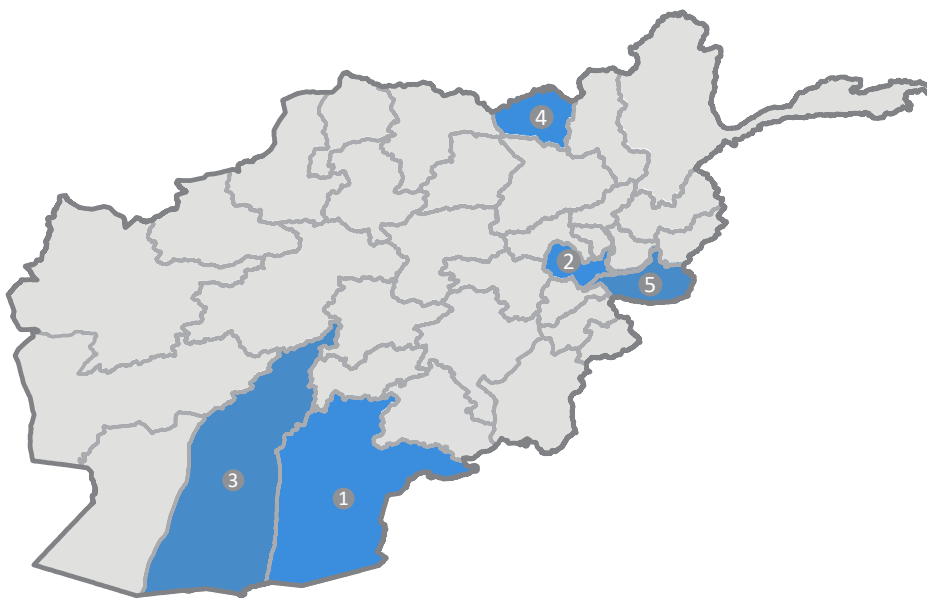
SETTLEMENT TYPE



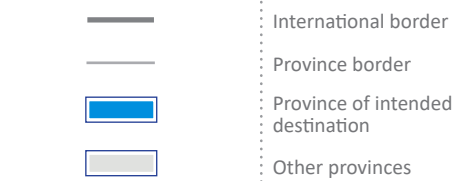
Note: This map and the following legends focus on the top 5 districts of origin in Pakistan during the reporting period from 4 to 17 June 2023

Disclaimer: Dotted line represents approximately the line of control in Jammu and Kashmir agreed upon by India and Pakistan. The final status of Jammu and Kashmir has not yet been agreed upon by the parties. The designations employed and the presentation of material on this map do not imply the expression of any opinion whatsoever on the part of IOM or United Nations concerning the legal status of any country, territory, city or area or of its authorities, or concerning the delimitation of its frontiers or boundaries.

PROVINCES OF INTENDED DESTINATION



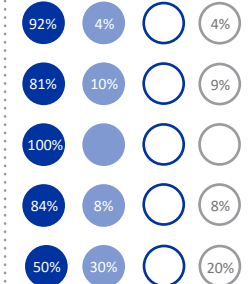
LEGEND



INTENDED PROVINCE

1. Kandahar.....	51%
2. Kabul .....	15%
3. Helmand.....	6%
4. Kunduz .....	5%
5. Nangarhar.....	5%

SETTLEMENT TYPE



Note: This map and the following legends focus on the top 5 provinces of intended destination in Afghanistan during the reporting period from 4 to 17 June 2023

Disclaimer: The designations employed and the presentation of material throughout the report do not imply the expression of any opinion whatsoever on the part of IOM concerning the legal status of any country, territory, city or area, or of its authorities, or concerning its frontiers or boundaries.



Immigration, Refugees and Citizenship Canada



ITALIAN AGENCY FOR DEVELOPMENT COOPERATION

